


**FY 2011-2014**

**STIP**

STATEWIDE TRANSPORTATION  
IMPROVEMENT PROGRAM



**HIGHWAY**

**SAN ANTONIO DISTRICT**

**FY 2011 - 2014 TIP**



June 29, 2010

Mario Medina, P.E.  
District Engineer  
Texas Department of Transportation  
P. O. Box 29928  
San Antonio, TX 78229-0928

Reference: FY 2011-2014 Transportation Improvement Program

Dear Mr. Medina:

Attached for your files and further transmittal to your Austin Office, Federal Highway Administration, and Federal Transit Administration is the FY 2011 - 2014 Transportation Improvement Program (TIP). The TIP was unanimously approved by the MPO Transportation Policy Board at their meeting on May 17, 2010.

Along with the electronic transmittal of this document, the following required items are also being transmitted:

- Transit project list as a separate document
- Transit financial table as an Excel spreadsheet
- Roadway projects in an Excel spreadsheet

Please call me at 210-227-8651 if you have any questions.

Sincerely,

A handwritten signature in blue ink that reads "Jeanne Geiger". The signature is fluid and cursive, with the first name "Jeanne" being larger and more prominent than the last name "Geiger".

Jeanne Geiger  
Deputy Director



# **FY 2011-2014 Transportation Improvement Program**

## **San Antonio – Bexar County Metropolitan Area**

Opportunities for Public Comment:

April 2, 2010, April 26, 2010, May 4, 2010, May 6, 2010, May 7, 2010, May 8, 2010, and May 17, 2010

Approved by MPO Transportation Policy Board:

May 17, 2010

This page intentionally left blank.

**Table of Contents**

Page

I.	Introduction .....	1
II.	Purpose .....	2
III.	Definition of Area .....	3
IV.	Public Involvement Process .....	4
V.	Project Selection Process.....	6
VI.	Air Quality Issues.....	6
VII.	Americans with Disabilities Act.....	8
VIII.	Funding Categories .....	8
IX.	Progress from Previous Year.....	9
X.	Funded Highway Projects.....	11
	Grouped CSJ Projects .....	13
	Fiscal Year 2011 Projects.....	15
	Fiscal Year 2012 Projects.....	23
	Fiscal Year 2013 Projects.....	25
	Fiscal Year 2014 Projects.....	30
XI.	Federally Funded Transit Projects .....	33
	Fiscal Year 2011 Transit Projects .....	35
	Fiscal Year 2012 Transit Projects .....	42
	Fiscal Year 2013 Transit Projects .....	47
	Fiscal Year 2014 Transit Projects .....	51
XIII.	Financial Plan .....	57
	San Antonio District Financial Summary (Roadway) .....	59
	FY 2011-2020 Distribution of Category 2 (TMF) Funding to the Alamo Regional Mobility Authority .....	60
	San Antonio District Financial Summary (Transit) .....	61
XIV.	Annual Self-Certification .....	63
	MPO Self-Certification .....	65
	Certification of Planning Process .....	67
XV.	Project Selection Procedure .....	73
	Appendix A - Policy 5: Public Involvement Process/Public Participation Plan ....	77
	Appendix B - Policy 6: Guidelines for Programming Projects in the Transportation Improvement Program .....	89
	Appendix C - Alphabetical Listing of Roadway, Bicycle, Pedestrian and Rideshare Projects .....	99
	Appendix D - Environmental Clearance Projects.....	105
	Appendix E - “Grouped” or “Statewide” CSJ Project listing .....	109

This page intentionally left blank.

## **I. Introduction**

Transportation is an important factor in all our lives. How well we get to and from work, school, hospitals, shopping centers and recreational facilities is important to us all. The ability to travel affects our socio-economic well-being. On a larger scale, the San Antonio metropolitan area's economy and environment depend heavily on the condition and efficient performance of our regional transportation system. Appropriate transportation planning, recognizing the mobility needs and identifying the available resources, allow for the maintenance and improvement of our transportation system, therefore affecting our economy and quality of life.

The Federal Aid Highway Act of 1962 promulgated the requirement that all urban areas of 50,000 or more population develop and maintain a comprehensive, cooperative, and continuing (3-C) transportation planning process. The process established the need for a transportation plan and required it to be maintained and revised on a continuing basis. To accomplish this process in San Antonio, an agreement was reached in 1963 between the City of San Antonio, Bexar County, and the Texas Department of Transportation (TxDOT) which established the San Antonio-Bexar County Urban Transportation Study (SABCUTS), now commonly referred to as the San Antonio – Bexar County Metropolitan Planning Organization (MPO). This agreement was updated and re-executed in 1968, 1974, 1977, 1992, and 1996. The Metropolitan Transit Authority (VIA Metropolitan Transit) became a signatory party to the agreement in 1978.

In August 1977, the Governor of Texas designated the San Antonio - Bexar County Urban Transportation Study or SABCUTS Steering Committee as the MPO for the San Antonio urbanized area. This committee, composed of eleven elected officials and eight appointed officials, provides a forum for cooperative decision-making policy guidance to the transportation planning process.

In December 1991, the Intermodal Surface Transportation Efficiency Act (ISTEA) was signed into effect by President George H. W. Bush. The ISTEA gave a clearer purpose and definition to transportation planning. The passage of this act granted unprecedented flexibility to local officials in addressing their communities' transportation needs. The ISTEA established a new Federal-Aid system, the National Highway System (NHS). The NHS includes the Interstate System, routes with strategic purpose, principal arterials that provide regional service, and routes that access major airports, ports, and other transportation facilities. In addition to NHS, the ISTEA allows the use of Federal Highway funds

to be utilized by those roads which have been functionally classified under the Federal-Aid System. The Surface Transportation Program (STP) established by ISTEA, allowed funding for more non-traditional transportation projects.

On June 9, 1998, the Transportation Equity Act for the 21<sup>st</sup> Century (TEA-21) was signed by President Bill Clinton, authorizing highway, highway safety, transit and other surface transportation programs for the next six years. TEA-21 combined the continuation and improvement of current programs with new initiatives to meet the challenges of improving safety as traffic continues to increase at record levels, protecting and enhancing communities and the natural environment as we provide transportation and economic growth through efficient and flexible transportation.

On August 10, 2005, the Safe, Accountable, Flexible, Efficient Transportation Equity Act: A Legacy for Users (SAFETEA-LU) was signed into law by President George W. Bush. The act authorized the highway, highway safety, transit and other transportation program through FY 2009 and has now been extended into 2010. SAFETEA-LU built on the foundations of ISTEA and TEA-21 by refining the programmatic framework for investments needed to maintain and grow our vital transportation infrastructure.

All new metropolitan transportation plans developed after July 1, 2007 are required to be consistent with SAFETEA-LU planning guidance. Projects are consistent with the MPO's long range transportation plan "Mobility 2035" and other planning efforts such as the Alamo Regional Mobility Authority's Strategic Plan, VIA Metropolitan Transit's Five Year Plan, and TxDOT's Statewide Mobility Plan.

## **II. Purpose**

As part of the urban transportation planning process, the Transportation Improvement Program (TIP) addresses federal regulations administered by the United States Department of Transportation. It is required, as a condition of the receipt of federal capital or operating assistance, to maintain the transportation system covered by the continuing, cooperative and comprehensive transportation planning process. Essentially, the TIP is developed to ensure that implementation of the transportation plan is done in an orderly manner.

The TIP outlines a financially constrained program of federally assisted transportation projects that will be implemented over a four-year period. Projects not included in the approved TIP are ineligible to receive federal transportation assistance. The TIP consists of projects that are to be executed over the next

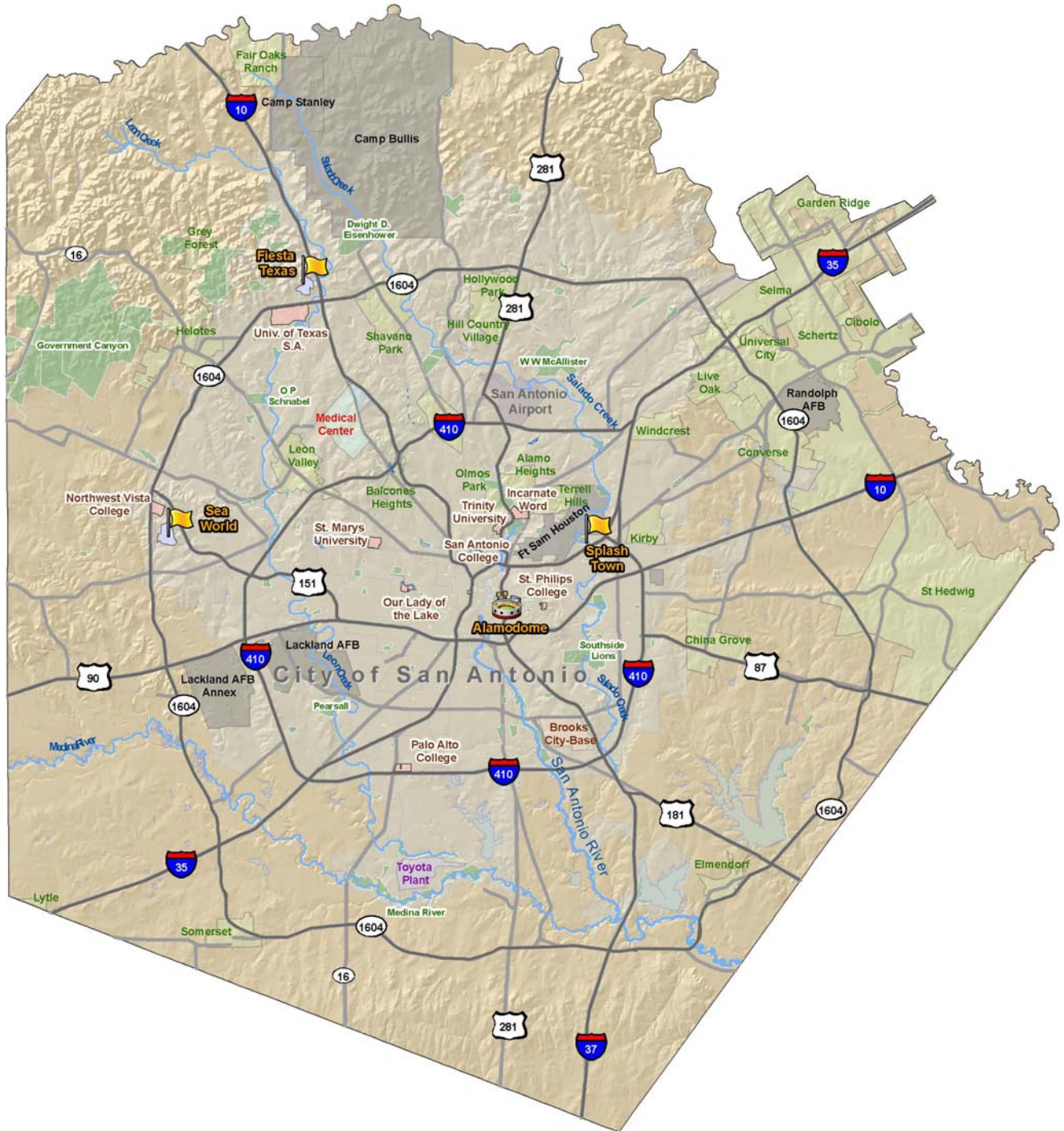
four fiscal years. Priorities are demonstrated by grouping projects into the one-to-four year time frame. Also included in this document are realistic estimates of project costs and revenues for the program period.

The construction and improvement of roadways and transportation facilities listed in the TIP will have a positive impact on mobility throughout the region. Some improvements will affect conditions only within the area in which they are located, yet the impact of others will extend far beyond their immediate locations. These transportation improvement projects can be expected to decrease crashes, provide mobility options, reduce congestion, reduce air pollution, conserve energy, enhance quality of life and maintain a transportation system beneficial to the entire area.

### **III. Definition of Area**

Planning activities for the transportation program will be concentrated within Bexar County, and a small portion of Comal and Guadalupe Counties. Figure 1 shows the study area which encompasses over 1,200 square miles. Nearly 80 percent of the population resides within the incorporated limits of San Antonio which encompasses over 262 square miles. San Antonio is the second largest city in Texas. Like many large urban areas, rapid growth and development have contributed to ever-increasing needs in transportation.

Figure 1. San Antonio-Bexar County Metropolitan Area



#### **IV. Public Involvement Process**

The MPO's Public Involvement Process provides for the proactive involvement of citizens, affected public agencies, transportation agency employees, private providers of transportation, and other interested parties in the development and periodic update of the FY 2011-2014 TIP. The MPO wholly supports early and continuous public involvement, reasonable public access to technical and other information, open public meetings, open access to the transportation planning and decision-making process, and effective involvement processes that are designed to be responsive to local conditions.

All meetings of the MPO Transportation Policy Board and Technical Advisory Committee are subject to the Texas Open Meetings Act and were open to the public. Meeting notices were sent to the Texas Secretary of State, published in the Texas Register, and posted both at the Bexar, Comal and Guadalupe County Courthouses and at the MPO offices in accordance with the Texas Open Meetings Act. All MPO meetings are accessible to persons with disabilities.

The public was afforded the opportunity to speak on all projects. Lists of the proposed roadway and transit projects were mailed to all individuals and organizations in the MPO's public involvement database in April 2010. Public comments were accepted during the MPO's Technical Advisory Committee meetings, which were held on April 9, 2010 and May 7, 2010, and the MPO Transportation Policy Board meetings, which were held on April 26, 2010 and May 17, 2010. Additionally, in accordance with the adopted Public Participation Plan, the MPO held three public listening sessions in May 2010, to allow citizens additional opportunities to comment on proposed projects and learn more about the transportation planning process. The public listening sessions were held as follows:

- Tuesday, May 4<sup>th</sup> from 5:00 p.m. to 8:00 p.m.
- Thursday, May 6<sup>th</sup> from 11:30 a.m. to 1:30 p.m.
- Saturday May 8<sup>th</sup>, 9:00 a.m. to noon

All three public listening sessions were held in the Community Room at the centrally located VIA Metro Center and all meetings were the same in content and format. Newspaper ads were run in the San Antonio Express-News, La Prensa (local Spanish language newspaper) and the Observer. The listening sessions were also advertised through the MPO's bi-weekly e-newsletter, "Fast

Track”, and through the project list mailout to all individuals and organizations in the MPO’s public involvement database.

Displays at the three public listening sessions included 1) a looped general TIP presentation, 2) MPO information brochures, 3) air quality information provided by the Alamo Area Council of Governments, 4) safety survey 5) transit project list and information on VIA Metropolitan Transit’s SmartwaySA project, 6) roadway project list information with mapped projects, and 7) two interactive workstations with Google Earth application and TIP project display reporting application. By adding other topics such as safety and environmental information, and project display through interactive technologies we broadened the appeal of the public input process to more than review and comment on the proposed list of projects.

Comment cards were available at each display table. Comments were requested on the transit and roadway project lists as well as the effectiveness of the public involvement process itself. All comments received were provided in writing to Transportation Policy Board members.

MPO staff also used this occasion to provide enhanced opportunities for the public to review the roadway and transit project lists and supporting information on our website, at [www.sametroplan.org](http://www.sametroplan.org), and comment on these items electronically at their convenience. This expanded public input process highlighted the MPO as a premier planning agency that is working with new, interesting and interactive technologies. The MPO also provided specific mechanisms for the public to comment on proposed projects as well as the content, quality, format of the online information provided.

## **V. Project Selection Process**

Due to reduced funding allocations no new roadway projects were added to the TIP. Unlet roadway projects from the 2008-2011 TIP were reprioritized throughout years 2011 through 2014 in this document.

Projects in other funding categories were selected by the State (TxDOT) or the transit operator (VIA Metropolitan Transit) and the TPB reviewed the projects and, by adoption of this document, concurred with the selection of those projects.

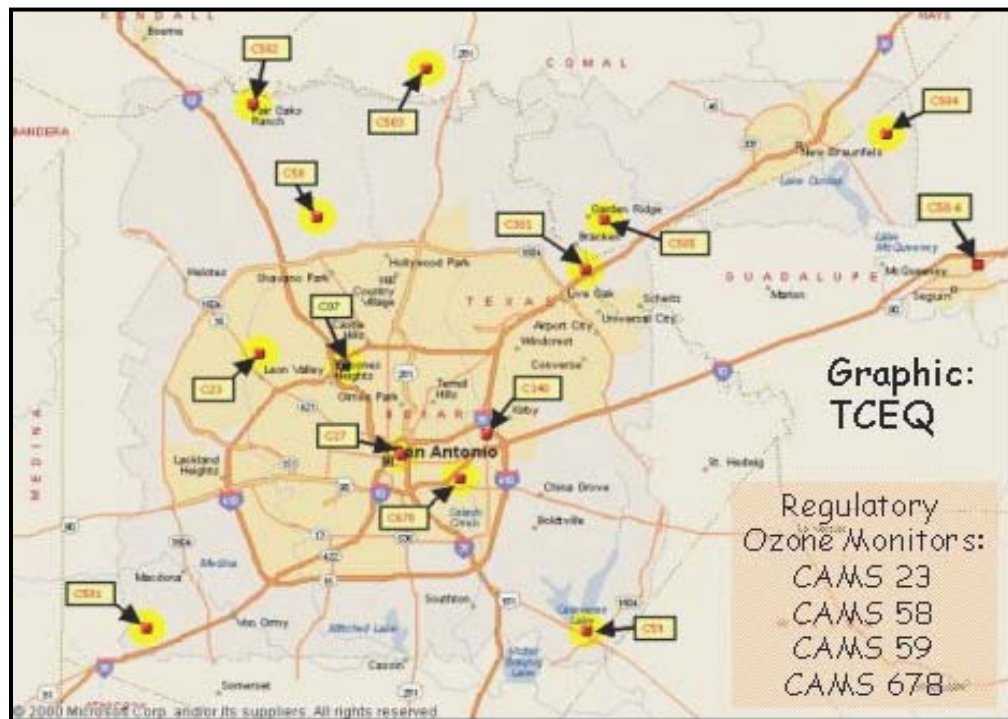
The MPO’s adopted project selection procedures state that any project listed in the first year of the approved TIP shall be considered in the first priority and may be implemented as soon as plans are completed and funds are appropriated. Should any projects not be implementable from the first priority,

then any projects listed in the second, third or fourth years of the TIP may be accelerated to the first year of the TIP as soon as plans are complete, including right-of-way and utility adjustments, and funding is available.

## VI. Air Quality Issues

The San Antonio-Bexar County Metropolitan Planning Organization (MPO) study area currently has five continuous air monitoring sites (CAMS). All of the sites, San Antonio Northwest (CAMS 23), Camp Bullis (CAMS 58), Calaveras Lake (CAMS 59), CPS Pecan Valley (CAMS 678), and CPS Heritage Middle School (CAMS 622) measure ozone. Three of the sites (CAMS 23, CAMS 58, and CAMS 59) are maintained by the Texas Commission on Environmental Quality (TCEQ), and City Public Service (CPS Energy) maintains CAMS 678 and CAMS 622. In addition, the Alamo Area Council of Governments (AACOG) operates six ozone monitoring sites across the region during the ozone season. These are: Elm Creek Elementary (CAMS 501), Fair Oaks Ranch (CAMS 502), Bulverde Elementary (CAMS 503), New Braunfels Airport (CAMS 504), City of Garden Ridge (CAMS 505), and Seguin Outdoor Learning Center (Cams 506). The locations of ozone monitoring sites in the area are shown in Figure 2. Currently the San Antonio region is in “attainment” for ozone.

**Figure 2. San Antonio Area Ozone Monitoring Sites**



**VII. Americans With Disabilities Act (ADA)**

Many of the projects in the TIP include enhancements to make the various transportation amenities accessible to the disabled. All federally funded transportation projects will be developed in compliance with the ADA.

**VIII. Funding Categories**

The categories for funding state and federal transportation improvements are as follows:

<u>Category</u>	<u>Description</u>
1	Preventive Maintenance & Rehabilitation
2	Metro Corridor Projects
3	Urban Corridor Projects
4	Statewide Connectivity Corridor Projects
5	Congestion Mitigation & Air Quality (San Antonio area is currently not eligible for this funding source)
6	Structure Rehabilitation
7	Surface Transportation Program – Metropolitan Mobility
8	Safety
9	Transportation Enhancements
10	Miscellaneous
11	District Discretionary
12	Texas Transportation Commission Strategic Priority
Section 5307	Federal Transit Administration Urban Formula Capital and Operating Funds
Section 5309	Federal Transit Administration Discretionary Capital Funds
Section 5310	Federal Transit Administration Funds for Elderly and Disabled Transportation
Section 5316	Job Access Reverse Commute (JARC) Program
Section 5317	New Freedom Program

**IX. Progress From Previous Year**

Roadway, transit, bicycle, pedestrian and other projects annually let to contract from FY 2004 through FY 2009 can be found on the MPO's website at <http://www.sametroplan.org/Plans/TIP/tip.html>. This item will continue to be annually updated on the website. To request a copy please contact the MPO staff by telephone at 210-227-8651, by fax at 210-227-9321, by mail or in person at 825 S. St. Mary's, San Antonio, Texas 78205, or by e-mail at [sabcmpo@sametroplan.org](mailto:sabcmpo@sametroplan.org).

This document incorporates "year of expenditure" and "total project cost" requirements.



**FUNDED HIGHWAY PROJECTS**

This page intentionally left blank.

**SAN ANTONIO-BEXAR COUNTY METROPOLITAN AREA  
FY 2011-2014 TRANSPORTATION IMPROVEMENT PROGRAM  
GROUPED CSJ PROJECTS**

DISTRICT	COUNTY	CSJ	HWY	LET DATE	PHASE	ENTITY	MPO PROJ ID	EST COST
San Antonio	Various	5000-00-916	Various		C		6910.0	\$0
Limits From:	Grouped Project			Limits To:	-			
Description:	Bicycle and Pedestrian					Rev Date: 7/1/2010		
						Local Contribution:		
						Fund Cat: Grouped Project		
Layman's Descrip:	Bicycle and Pedestrian					Group CSJ: 5000-00-916		
San Antonio	Various	5000-00-917	Various		C		6911.0	\$0
Limits From:	Grouped Project			Limits To:	-			
Description:	Safety Rest Areas and Truck Weigh Stations					Rev Date: 7/1/2010		
						Local Contribution:		
						Fund Cat: Grouped Project		
Layman's Descrip:	Safety Rest Areas and Truck Weigh Stations					Group CSJ: 5000-00-917		
San Antonio	Various	5000-00-918	Various		C		6912.0	\$0
Limits From:	Grouped Project			Limits To:	-			
Description:	Transit Improvements					Rev Date: 7/1/2010		
						Local Contribution:		
						Fund Cat: Grouped Project		
Layman's Descrip:	Transit Improvements					Group CSJ: 5000-00-918		
San Antonio	Various	5000-00-950	Various		PE		6906.0	\$0
Limits From:	Grouped Project			Limits To:	-			
Description:	Preliminary Engineering					Rev Date: 7/1/2010		
						Local Contribution:		
						Fund Cat: Grouped Project		
Layman's Descrip:	Preliminary Engineering					Group CSJ: 5000-00-950		
San Antonio	Various	5000-00-951	Various		R		6907.0	\$0
Limits From:	Grouped Project			Limits To:	-			
Description:	Right of Way Acquisition					Rev Date: 7/1/2010		
						Local Contribution:		
						Fund Cat: Grouped Project		
Layman's Descrip:	Right of Way Acquisition					Group CSJ: 5000-00-951		
San Antonio	Various	5000-00-952	Various		C	TxDOT	6902.0	\$0
Limits From:	Grouped Project			Limits To:	-			
Description:	Preventive Maintenance and Rehabilitation					Rev Date: 7/1/2010		
						Local Contribution:		
						Fund Cat: Grouped Project		
Layman's Descrip:	Preventive Maintenance and Rehabilitation					Group CSJ: 5000-00-952		
San Antonio	Various	5000-00-953	Various		C	TxDOT	6902.0	\$0
Limits From:	Grouped Project			Limits To:	-			
Description:	Bridge Replacement and Rehabilitation					Rev Date: 7/1/2010		
						Local Contribution:		
						Fund Cat: Grouped Project		
Layman's Descrip:	Bridge Replacement and Rehabilitation					Group CSJ: 5000-00-953		
San Antonio	Various	5000-00-954	Various		C	TxDOT	6904.0	\$0
Limits From:	Grouped Project			Limits To:	-			
Description:	Railroad Grade Separations					Rev Date: 7/1/2010		
						Local Contribution:		
						Fund Cat: Grouped Project		
Layman's Descrip:	Railroad Grade Separations					Group CSJ: 5000-00-954		

**SAN ANTONIO-BEXAR COUNTY METROPOLITAN AREA  
 FY 2011-2014 TRANSPORTATION IMPROVEMENT PROGRAM  
 GROUPED CSJ PROJECTS**

DISTRICT	COUNTY	CSJ	HWY	LET DATE	PHASE	ENTITY	MPO PROJ ID	EST COST
San Antonio	Various	5000-00-956	Various		C	TxDOT	6905.0	\$0
Limits From:	Grouped Project			Limits To:	-			
Description:	Landscaping				Rev Date:	7/1/2010		
					Local Contribution:			
					Fund Cat:	Grouped Project		
Layman's Descrip:	Landscaping				Group CSJ:	5000-00-956		
San Antonio	Various	5000-00-957	Various		C		6908.0	\$0
Limits From:	Grouped Project			Limits To:	-			
Description:	Preventive Maintenance and Rehabilitation				Rev Date:	7/1/2010		
					Local Contribution:			
					Fund Cat:	Grouped Project		
Layman's Descrip:	Preventive Maintenance and Rehabilitation				Group CSJ:	5000-00-957		
San Antonio	Various	5000-00-958	Various		C		6909.0	\$0
Limits From:	Grouped Project			Limits To:	-			
Description:	Preventive Maintenance and Rehabilitation				Rev Date:	7/1/2010		
					Local Contribution:			
					Fund Cat:	Grouped Project		
Layman's Descrip:	Preventive Maintenance and Rehabilitation				Group CSJ:	5000-00-958		
San Antonio	Various	5800-00-915	Various		C	TxDOT	6901.0	\$0
Limits From:	Grouped Project			Limits To:	-			
Description:	Intelligent Transportation Systems Deployment				Rev Date:	7/1/2010		
					Local Contribution:			
					Fund Cat:	Grouped Project		
Layman's Descrip:	Intelligent Transportation Systems Deployment				Group CSJ:	5800-00-915		

**STATEWIDE TRANSPORTATION IMPROVEMENT PROGRAM**  
**TIP FY 2011-2014**  
**SAN ANTONIO-BEXAR COUNTY METROPOLITAN PLANNING ORGANIZATION**  
**FY 2011**

TxDOT District	County	CSJ	Hwy	Phase	City	Project Sponsor	MPO Proj ID No.	Year of Expenditure Cost
15 - San Antonio	Bexar	0017-10-244	IH 35	C	San Antonio	TxDOT	3824.0	\$750,000
Limits From:		at US 281				Last Revision Date:		2/2010
Limits To:		-				Project History:		1/10 - add project;TTC allocated Prop 12 on 11/19/09
Description:		High mast illumination						
Remarks:								

Total Project Cost Information (TxDOT %):		Cost of Approved Phases:	Type of Work: Safety					
			<u>Funding Categories</u>	Authorized Funding by Category/Share				
			<u>Federal</u>	<u>State</u>	<u>Local</u>	<u>Local Contrib</u>	<u>Total</u>	
Preliminary Engineering	\$36,750	\$750,000	Prop 12	\$0	\$750,000	\$0	\$0	\$750,000
ROW Purchase:	\$0		Other	\$0	\$0	\$0	\$0	\$0
Construction Cost:	\$750,000		Other	\$0	\$0	\$0	\$0	\$0
Construction Engineering	\$56,250		Other	\$0	\$0	\$0	\$0	\$0
Contingencies:	\$52,500		<b>Totals</b>	\$0	\$750,000	\$0	\$0	\$750,000
Indirect Costs:	\$38,025							
Other Field	\$0							
Total Project Cost:	\$933,525							

TxDOT District	County	CSJ	Hwy	Phase	City	Project Sponsor	MPO Proj ID No.	Year of Expenditure Cost
15 - San Antonio	Bexar	0017-10-250	IH 35	C	San Antonio	TxDOT	3825.0	\$200,000
Limits From:		2.4 Mi S of Rittiman Road				Last Revision Date:		2/2010
Limits To:		Rittiman Road				Project History:		1/10 - add project;TTC allocated Prop 12 on 11/19/09
Description:		Install illumination						
Remarks:								

Total Project Cost Information (TxDOT %):		Cost of Approved Phases:	Type of Work: Safety					
			<u>Funding Categories</u>	Authorized Funding by Category/Share				
			<u>Federal</u>	<u>State</u>	<u>Local</u>	<u>Local Contrib</u>	<u>Total</u>	
Preliminary Engineering	\$9,800	\$200,000	Prop 12	\$0	\$200,000	\$0	\$0	\$200,000
ROW Purchase:	\$0		Other	\$0	\$0	\$0	\$0	\$0
Construction Cost:	\$200,000		Other	\$0	\$0	\$0	\$0	\$0
Construction Engineering	\$15,000		Other	\$0	\$0	\$0	\$0	\$0
Contingencies:	\$14,000		<b>Totals</b>	\$0	\$200,000	\$0	\$0	\$200,000
Indirect Costs:	\$10,140							
Other Field	\$0							
Total Project Cost:	\$248,940							

TxDOT District	County	CSJ	Hwy	Phase	City	Project Sponsor	MPO Proj ID No.	Year of Expenditure Cost
15 - San Antonio	Bexar	0521-06-132	IH 410	C	San Antonio	TxDOT	3826.0	\$1,800,000
Limits From:		IH 35 North				Last Revision Date:		2/2010
Limits To:		IH 10 East				Project History:		1/10 - add project;TTC allocated Prop 12 on 11/19/09
Description:		Install concrete median barrier and illumination						
Remarks:								

Total Project Cost Information (TxDOT %):		Cost of Approved Phases:	Type of Work: Safety					
			<u>Funding Categories</u>	Authorized Funding by Category/Share				
			<u>Federal</u>	<u>State</u>	<u>Local</u>	<u>Local Contrib</u>	<u>Total</u>	
Preliminary Engineering	\$88,200	\$1,800,000	Prop 12	\$0	\$1,800,000	\$0	\$0	\$1,800,000
ROW Purchase:	\$0		Other	\$0	\$0	\$0	\$0	\$0
Construction Cost:	\$1,800,000		Other	\$0	\$0	\$0	\$0	\$0
Construction Engineering	\$135,000		Other	\$0	\$0	\$0	\$0	\$0
Contingencies:	\$126,000		<b>Totals</b>	\$0	\$1,800,000	\$0	\$0	\$1,800,000
Indirect Costs:	\$91,260							
Other Field	\$0							
Total Project Cost:	\$2,240,460							

**STATEWIDE TRANSPORTATION IMPROVEMENT PROGRAM**  
**TIP FY 2011-2014**  
**SAN ANTONIO-BEXAR COUNTY METROPOLITAN PLANNING ORGANIZATION**  
**FY 2011**

TxDOT District	County	CSJ	Hwy	Phase	City	Project Sponsor	MPO Proj ID No.	Year of Expenditure Cost
15 - San Antonio	Bexar	0915-12-224	MH	C	San Antonio	TxDOT	3150.0	\$30,000,000
Limits From: Wurzbach Parkway on new location						Last Revision Date: 2/2010		
Limits To: From: FM 2696 To: West Avenue						Project History: TTC allocated Prop 12 on 11/19/09		
Description: Construct 4 lane divided roadway on new location								
Remarks:								

Total Project Cost Information (TxDOT %):		Cost of Approved Phases:	Type of Work: Added Capacity: Non - Toll					
			Funding Categories	Federal	State	Local	Local Contrib	Total
Preliminary Engineering	\$1,470,000	\$30,000,000	Prop 12	\$0	\$30,000,000	\$0	\$0	\$30,000,000
ROW Purchase:	\$0		Other	\$0	\$0	\$0	\$0	\$0
Construction Cost:	\$30,000,000		Other	\$0	\$0	\$0	\$0	\$0
Construction Engineering	\$1,350,000		Other	\$0	\$0	\$0	\$0	\$0
Contingencies:	\$2,700,000		<b>Totals</b>	\$0	\$30,000,000	\$0	\$0	\$30,000,000
Indirect Costs:	\$1,521,000							
Other Field	\$0							
Total Project Cost:	\$37,041,000							

TxDOT District	County	CSJ	Hwy	Phase	City	Project Sponsor	MPO Proj ID No.	Year of Expenditure Cost
15 - San Antonio	Bexar	0915-12-324	CS	C	Other	BxCo	3034.0	\$3,275,400
Limits From: In Bexar County on Bulverde Road						Last Revision Date: 8/2009		
Limits To: at Evans						Project History:		
Description: Widen existing for left turn lanes (all locations)								
Remarks:								

Total Project Cost Information (TxDOT %):		Cost of Approved Phases:	Type of Work: Operational					
			Funding Categories	Federal	State	Local	Local Contrib	Total
Preliminary Engineering	\$160,495	\$3,275,400	Cat. 7 STP-MM	\$2,620,320	\$0	\$655,080	\$0	\$3,275,400
ROW Purchase:	\$0		Other	\$0	\$0	\$0	\$0	\$0
Construction Cost:	\$3,275,400		Other	\$0	\$0	\$0	\$0	\$0
Construction Engineering	\$196,500		Other	\$0	\$0	\$0	\$0	\$0
Contingencies:	\$229,278		<b>Totals</b>	\$2,620,320	\$0	\$655,080	\$0	\$3,275,400
Indirect Costs:	\$124,138							
Other Field	\$0							
Total Project Cost:	\$3,985,811							

TxDOT District	County	CSJ	Hwy	Phase	City	Project Sponsor	MPO Proj ID No.	Year of Expenditure Cost
15 - San Antonio	Bexar	0915-12-438	Mission Trails	C	San Antonio	CoSA	3643.0	\$6,855,000
Limits From: Mitchell Street to S. Alamo						Last Revision Date: 5/2010		
Limits To: Mission Trails "Espada" to "Alamo"						Project History:		
Description: Phase 4 & 5; Enhance Roadways, Trails and Markers that lead to Missions								
Remarks:								

Total Project Cost Information (TxDOT %):		Cost of Approved Phases:	Type of Work: Rehabilitation					
			Funding Categories	Federal	State	Local	Local Contrib	Total
Preliminary Engineering	\$335,895	\$6,855,000	Cat. 10 Misc	\$3,825,635	\$0	\$956,409	\$0	\$4,782,044
ROW Purchase:	\$0		Cat. 7 STP-MM	\$1,658,365	\$0	\$414,591	\$0	\$2,072,956
Construction Cost:	\$6,855,000		Other	\$0	\$0	\$0	\$0	\$0
Construction Engineering	\$342,750		Other	\$0	\$0	\$0	\$0	\$0
Contingencies:	\$479,850		<b>Totals</b>	\$5,484,000	\$0	\$1,371,000	\$0	\$6,855,000
Indirect Costs:	\$259,805							
Other Field	\$0							
Total Project Cost:	\$8,273,300							

**STATEWIDE TRANSPORTATION IMPROVEMENT PROGRAM**  
**TIP FY 2011-2014**  
**SAN ANTONIO-BEXAR COUNTY METROPOLITAN PLANNING ORGANIZATION**  
**FY 2011**

TxDOT District	County	CSJ	Hwy	Phase	City	Project Sponsor	MPO Proj ID No.	Year of Expenditure Cost
15 - San Antonio	Bexar	0915-12-440	CS	C	San Antonio	CoSA	3645.0	\$7,982,000
Limits From: In San Antonio on Walters Street from IH 35 North						Last Revision Date: 11/2009		
Limits To: Fort Sam Houston Entrance								
Description: Reconstruct existing roadway add sidewalks, bike lanes & operational improvements						Project History: BRAC related; requested by CoSA		
Remarks:								

Total Project Cost Information (TxDOT %):		Cost of Approved Phases:	Type of Work: Rehabilitation					
			Funding Categories	Authorized Funding by Category/Share				
			Federal	State	Local	Local Contrib	Total	
Preliminary Engineering	\$391,118	\$7,982,000	Cat. 7 STP-MM	\$6,385,600	\$0	\$1,596,400	\$0	\$7,982,000
ROW Purchase:	\$0		Other	\$0	\$0	\$0	\$0	\$0
Construction Cost:	\$7,982,000		Other	\$0	\$0	\$0	\$0	\$0
Construction Engineering	\$399,100		Other	\$0	\$0	\$0	\$0	\$0
Contingencies:	\$558,740		<b>Totals</b>	\$6,385,600	\$0	\$1,596,400	\$0	\$7,982,000
Indirect Costs:	\$344,024							
Other Field	\$0							
Total Project Cost:	\$9,674,982							

TxDOT District	County	CSJ	Hwy	Phase	City	Project Sponsor	MPO Proj ID No.	Year of Expenditure Cost
15 - San Antonio	Bexar	0915-12-470	CS	C	San Antonio	CoSA	3795.0	\$1,300,000
Limits From: In San Antonio on Harry Wurzbach Road						Last Revision Date: 5/2009		
Limits To: at Winans Road								
Description: Widen roadway to construct turn lanes and upgrade signal						Project History: BRAC related; requested by CoSA		
Remarks:								

Total Project Cost Information (TxDOT %):		Cost of Approved Phases:	Type of Work: Operational					
			Funding Categories	Authorized Funding by Category/Share				
			Federal	State	Local	Local Contrib	Total	
Preliminary Engineering	\$63,700	\$1,300,000	Cat. 7 STP-MM	\$1,040,000	\$0	\$260,000	\$0	\$1,300,000
ROW Purchase:	\$0		Other	\$0	\$0	\$0	\$0	\$0
Construction Cost:	\$1,300,000		Other	\$0	\$0	\$0	\$0	\$0
Construction Engineering	\$78,000		Other	\$0	\$0	\$0	\$0	\$0
Contingencies:	\$91,000		<b>Totals</b>	\$1,040,000	\$0	\$260,000	\$0	\$1,300,000
Indirect Costs:	\$49,270							
Other Field	\$0							
Total Project Cost:	\$1,581,970							

TxDOT District	County	CSJ	Hwy	Phase	City	Project Sponsor	MPO Proj ID No.	Year of Expenditure Cost
15 - San Antonio	Bexar	0915-12-471	CS	C	San Antonio	CoSA	3796.0	\$1,100,000
Limits From: In San Antonio on Harry Wurzbach Road						Last Revision Date: 5/2009		
Limits To: at Burr Road								
Description: Widen roadway to construct turn lanes and upgrade signal						Project History: BRAC related; requested by CoSA		
Remarks:								

Total Project Cost Information (TxDOT %):		Cost of Approved Phases:	Type of Work: Operational					
			Funding Categories	Authorized Funding by Category/Share				
			Federal	State	Local	Local Contrib	Total	
Preliminary Engineering	\$53,900	\$1,100,000	Cat. 7 STP-MM	\$880,000	\$0	\$220,000	\$0	\$1,100,000
ROW Purchase:	\$0		Other	\$0	\$0	\$0	\$0	\$0
Construction Cost:	\$1,100,000		Other	\$0	\$0	\$0	\$0	\$0
Construction Engineering	\$66,000		Other	\$0	\$0	\$0	\$0	\$0
Contingencies:	\$77,000		<b>Totals</b>	\$880,000	\$0	\$220,000	\$0	\$1,100,000
Indirect Costs:	\$41,690							
Other Field	\$0							
Total Project Cost:	\$1,338,590							

**STATEWIDE TRANSPORTATION IMPROVEMENT PROGRAM**  
**TIP FY 2011-2014**  
**SAN ANTONIO-BEXAR COUNTY METROPOLITAN PLANNING ORGANIZATION**  
**FY 2011**

TxDOT District	County	CSJ	Hwy	Phase	City	Project Sponsor	MPO Proj ID No.	Year of Expenditure Cost
15 - San Antonio	Bexar	0915-12-472	VA	C	San Antonio	CoSA	4965.0	\$1,190,000
Limits From: Citywide ITS operational improvements						Last Revision Date: 11/2009		
Limits To: -						Project History:		
Description: Citywide (San Antonio) ITS operational improvements								
Remarks:								

Total Project Cost Information (TxDOT %):		Cost of Approved Phases:	Authorized Funding by Category/Share					
			Funding Categories	Federal	State	Local	Local Contrib	Total
Preliminary Engineering	\$58,310	\$1,190,000	Cat. 7 STP-MM	\$952,000	\$0	\$238,000	\$0	\$1,190,000
ROW Purchase:	\$0		Other	\$0	\$0	\$0	\$0	\$0
Construction Cost:	\$1,190,000		Other	\$0	\$0	\$0	\$0	\$0
Construction Engineering	\$71,400		Other	\$0	\$0	\$0	\$0	\$0
Contingencies:	\$83,300		<b>Totals</b>	\$952,000	\$0	\$238,000	\$0	\$1,190,000
Indirect Costs:	\$51,289							
Other Field	\$0							
Total Project Cost:	\$1,454,299							

TxDOT District	County	CSJ	Hwy	Phase	City	Project Sponsor	MPO Proj ID No.	Year of Expenditure Cost
15 - San Antonio	Bexar	0915-12-473	VA	C	San Antonio	AACOG	3736.0	\$267,000
Limits From: in San Antonio-Bexar Co Area (FY 2010)						Last Revision Date: 5/2010		
Limits To: -						Project History: fixed amount		
Description: Alamo Area Commute Solutions Program (2010)								
Remarks:								

Total Project Cost Information (TxDOT %):		Cost of Approved Phases:	Authorized Funding by Category/Share					
			Funding Categories	Federal	State	Local	Local Contrib	Total
Preliminary Engineering	\$0	\$267,000	Cat. 7 STP-MM	\$213,600	\$0	\$53,400	\$0	\$267,000
ROW Purchase:	\$0		Other	\$0	\$0	\$0	\$0	\$0
Construction Cost:	\$267,000		Other	\$0	\$0	\$0	\$0	\$0
Construction Engineering	\$0		Other	\$0	\$0	\$0	\$0	\$0
Contingencies:	\$0		<b>Totals</b>	\$213,600	\$0	\$53,400	\$0	\$267,000
Indirect Costs:	\$0							
Other Field	\$0							
Total Project Cost:	\$267,000							

TxDOT District	County	CSJ	Hwy	Phase	City	Project Sponsor	MPO Proj ID No.	Year of Expenditure Cost
15 - San Antonio	Bexar	0915-12-480	CS	C	San Antonio	CoSA	3794.0	\$8,000,000
Limits From: In San Antonio on Harry Wurzbach Road						Last Revision Date: 5/2009		
Limits To: at Rittiman Road						Project History: BRAC related; requested by CoSA		
Description: Widen roadway to extend left turn lanes and update signal								
Remarks:								

Total Project Cost Information (TxDOT %):		Cost of Approved Phases:	Authorized Funding by Category/Share					
			Funding Categories	Federal	State	Local	Local Contrib	Total
Preliminary Engineering	\$392,000	\$8,000,000	Cat. 7 STP-MM	\$5,298,000	\$0	\$1,324,500	\$0	\$6,622,500
ROW Purchase:	\$0		Cat. 10 Misc	\$1,102,000	\$0	\$275,500	\$0	\$1,377,500
Construction Cost:	\$8,000,000		Other	\$0	\$0	\$0	\$0	\$0
Construction Engineering	\$400,000		Other	\$0	\$0	\$0	\$0	\$0
Contingencies:	\$560,000		<b>Totals</b>	\$6,400,000	\$0	\$1,600,000	\$0	\$8,000,000
Indirect Costs:	\$303,200							
Other Field	\$0							
Total Project Cost:	\$9,655,200							

**STATEWIDE TRANSPORTATION IMPROVEMENT PROGRAM**  
**TIP FY 2011-2014**  
**SAN ANTONIO-BEXAR COUNTY METROPOLITAN PLANNING ORGANIZATION**  
**FY 2011**

TxDOT District	County	CSJ	Hwy	Phase	City	Project Sponsor	MPO Proj ID No.	Year of Expenditure Cost
15 - San Antonio	Bexar	0915-12-481	CS	C	San Antonio	CoSA	4966.0	\$6,300,000
Limits From: Houston Street from AT&T Parkway						Last Revision Date: 11/2009		
Limits To: IH 10 East						Project History:		
Description: Reconstruct to 4 lanes with sidewalks, curbs and drainage								
Remarks:								

Total Project Cost Information (TxDOT %):		Cost of Approved Phases:	Type of Work: Reconstruction					
			Funding Categories	Authorized Funding by Category/Share				
			Federal	State	Local	Local Contrib	Total	
Preliminary Engineering	\$307,600	\$6,300,000	Cat. 7 STP-MM	\$5,040,000	\$0	\$1,260,000	\$0	\$6,300,000
ROW Purchase:	\$0		Other	\$0	\$0	\$0	\$0	\$0
Construction Cost:	\$6,300,000		Other	\$0	\$0	\$0	\$0	\$0
Construction Engineering	\$315,000		Other	\$0	\$0	\$0	\$0	\$0
Contingencies:	\$441,000		<b>Totals</b>	\$5,040,000	\$0	\$1,260,000	\$0	\$6,300,000
Indirect Costs:	\$271,530							
Other Field	\$0							
Total Project Cost:	\$7,635,130							

TxDOT District	County	CSJ	Hwy	Phase	City	Project Sponsor	MPO Proj ID No.	Year of Expenditure Cost
15 - San Antonio	Bexar	0915-12-482	VA	C	San Antonio	CoSA	4967.0	\$1,000,000
Limits From: Various locations in San Antonio						Last Revision Date: 5/2010		
Limits To: -						Project History:		
Description: Furnish & install detection equipment along major corridors								
Remarks:								

Total Project Cost Information (TxDOT %):		Cost of Approved Phases:	Type of Work: ITS					
			Funding Categories	Authorized Funding by Category/Share				
			Federal	State	Local	Local Contrib	Total	
Preliminary Engineering	\$49,000	\$1,000,000	Cat. 7 STP-MM	\$800,000	\$0	\$200,000	\$0	\$1,000,000
ROW Purchase:	\$0		Other	\$0	\$0	\$0	\$0	\$0
Construction Cost:	\$1,000,000		Other	\$0	\$0	\$0	\$0	\$0
Construction Engineering	\$60,000		Other	\$0	\$0	\$0	\$0	\$0
Contingencies:	\$80,000		<b>Totals</b>	\$800,000	\$0	\$200,000	\$0	\$1,000,000
Indirect Costs:	\$43,100							
Other Field	\$0							
Total Project Cost:	\$1,232,100							

TxDOT District	County	CSJ	Hwy	Phase	City	Project Sponsor	MPO Proj ID No.	Year of Expenditure Cost
15 - San Antonio	Bexar	0915-12-483	VA	E,R,C	San Antonio	VIA	3685.1	\$5,000,000
Limits From: Medical Center						Last Revision Date: 8/2009		
Limits To: Downtown via Fredericksburg Road Corridor						Project History: fixed amount; portion of \$28M to VIA for BRT; to be flexed to FTA		
Description: Costs associated with design, bus purchases, ROW, stations & equipment								
Remarks:								

Total Project Cost Information (TxDOT %):		Cost of Approved Phases:	Type of Work: Bus Rapid Transit					
			Funding Categories	Authorized Funding by Category/Share				
			Federal	State	Local	Local Contrib	Total	
Preliminary Engineering	\$0	\$5,000,000	Cat. 7 STP-MM	\$4,000,000	\$0	\$1,000,000	\$0	\$5,000,000
ROW Purchase:	\$0		Other	\$0	\$0	\$0	\$0	\$0
Construction Cost:	\$5,000,000		Other	\$0	\$0	\$0	\$0	\$0
Construction Engineering	\$0		Other	\$0	\$0	\$0	\$0	\$0
Contingencies:	\$0		<b>Totals</b>	\$4,000,000	\$0	\$1,000,000	\$0	\$5,000,000
Indirect Costs:	\$0							
Other Field	\$0							
Total Project Cost:	\$5,000,000							

**STATEWIDE TRANSPORTATION IMPROVEMENT PROGRAM**  
**TIP FY 2011-2014**  
**SAN ANTONIO-BEXAR COUNTY METROPOLITAN PLANNING ORGANIZATION**  
**FY 2011**

TxDOT District	County	CSJ	Hwy	Phase	City	Project Sponsor	MPO Proj ID No.	Year of Expenditure Cost	
15 - San Antonio	Bexar	0915-12-484	VA	E,R,C	San Antonio	VIA	3685.2	\$3,200,000	
Limits From:		Medical Center					Last Revision Date:		8/2009
Limits To:		Downtown via Fredericksburg Road Corridor					Project History:		fixed amount; portion of \$28M to VIA for BRT; to be flexed to FTA
Description:		Costs associated with design, bus purchases, ROW, construction, stations & equipment					Project History:		fixed amount; portion of \$28M to VIA for BRT; to be flexed to FTA
Remarks:									

Total Project Cost Information (TxDOT %):			Type of Work:	Authorized Funding by Category/Share					
Cost of Approved Phases:			Funding Categories	Federal	State	Local	Local Contrib	Total	
Preliminary Engineering	\$0	\$3,200,000	Cat. 7 STP-MM	\$2,560,000	\$0	\$640,000	\$0	\$3,200,000	
ROW Purchase:	\$0		Other	\$0	\$0	\$0	\$0	\$0	
Construction Cost:	\$3,200,000		Other	\$0	\$0	\$0	\$0	\$0	
Construction Engineering	\$0		Other	\$0	\$0	\$0	\$0	\$0	
Contingencies:	\$0		<b>Totals</b>	\$2,560,000	\$0	\$640,000	\$0	\$3,200,000	
Indirect Costs:	\$0								
Other Field	\$0								
Total Project Cost:	\$3,200,000								

15 - San Antonio	Bexar	0915-12-485	VA	C	San Antonio	AACOG	3737.1	\$267,000	
Limits From:		in San Antonio-Bexar Co Area (FY 2011)					Last Revision Date:		5/2010
Limits To:		-					Project History:		fixed amount
Description:		Alamo Area Commute Solutions Program (2011)					Project History:		fixed amount
Remarks:									

Total Project Cost Information (TxDOT %):			Type of Work:	Authorized Funding by Category/Share					
Cost of Approved Phases:			Funding Categories	Federal	State	Local	Local Contrib	Total	
Preliminary Engineering	\$0	\$267,000	Cat. 7 STP-MM	\$213,600	\$0	\$53,400	\$0	\$267,000	
ROW Purchase:	\$0		Other	\$0	\$0	\$0	\$0	\$0	
Construction Cost:	\$267,000		Other	\$0	\$0	\$0	\$0	\$0	
Construction Engineering	\$0		Other	\$0	\$0	\$0	\$0	\$0	
Contingencies:	\$0		<b>Totals</b>	\$213,600	\$0	\$53,400	\$0	\$267,000	
Indirect Costs:	\$0								
Other Field	\$0								
Total Project Cost:	\$267,000								

15 - San Antonio	Bexar	2452-01-043	Loop 1604	C	San Antonio	TxDOT	3398.0	\$18,000,000	
Limits From:		at SH 151					Last Revision Date:		5/2009
Limits To:		-					Project History:		
Description:		Construct interchange (Phase IA - SH 151 MLs)					Project History:		
Remarks:									

Total Project Cost Information (TxDOT %):			Type of Work:	Authorized Funding by Category/Share					
Cost of Approved Phases:			Funding Categories	Federal	State	Local	Local Contrib	Total	
Preliminary Engineering	\$882,000	\$18,000,000	Cat. 12 Strat Pri	\$14,400,000	\$3,600,000	\$0	\$0	\$18,000,000	
ROW Purchase:	\$0		Other	\$0	\$0	\$0	\$0	\$0	
Construction Cost:	\$18,000,000		Other	\$0	\$0	\$0	\$0	\$0	
Construction Engineering	\$810,000		Other	\$0	\$0	\$0	\$0	\$0	
Contingencies:	\$1,170,000		<b>Totals</b>	\$14,400,000	\$3,600,000	\$0	\$0	\$18,000,000	
Indirect Costs:	\$912,600								
Other Field	\$0								
Total Project Cost:	\$21,774,600								

**STATEWIDE TRANSPORTATION IMPROVEMENT PROGRAM**  
**TIP FY 2011-2014**  
**SAN ANTONIO-BEXAR COUNTY METROPOLITAN PLANNING ORGANIZATION**  
**FY 2011**

TxDOT District	County	CSJ	Hwy	Phase	City	Project Sponsor	MPO Proj ID No.	Year of Expenditure Cost
15 - San Antonio	Bexar	2452-01-050	Loop 1604	C	San Antonio	Alamo RMA	3915.0	\$6,370,000
Limits From:		SH 16				Last Revision Date:		6/2010
Limits To:		0.4 Mi S of SH 151				Project History:		5/10 - add project (uses ARRA and Cat 7 underruns)
Description:		Operational improvements & reconfigure intersections @ New Guilbeau, Shaenfield and SH 151						
Remarks:								

Total Project Cost Information (TxDOT %):		Cost of Approved Phases:	Type of Work: Operational					
			Authorized Funding by Category/Share					
			Funding Categories	Federal	State	Local	Local Contrib	Total
Preliminary Engineering	\$312,130		\$6,370,000	ARRA (MPO)	\$1,330,000	\$0	\$0	\$0
ROW Purchase:	\$0	ARRA (Rural)		\$1,040,000	\$0	\$0	\$0	\$1,040,000
Construction Cost:	\$6,370,000	Cat. 7 STP-MM		\$3,200,000	\$800,000	\$0	\$0	\$4,000,000
Construction Engineering	\$318,500	Other		\$0	\$0	\$0	\$0	\$0
Contingencies:	\$414,050	<b>Totals</b>		\$5,570,000	\$800,000	\$0	\$0	\$6,370,000
Indirect Costs:	\$322,959							
Other Field	\$0							
Total Project Cost:	\$7,737,639							

TxDOT District	County	CSJ	Hwy	Phase	City	Project Sponsor	MPO Proj ID No.	Year of Expenditure Cost
15 - San Antonio	Bexar	5000-00-032	Other	C	Other	LSRD	3406.1	\$7,646,184
Limits From:		Austin-San Antonio Corridor Projects -				Last Revision Date:		8/2009
Limits To:		Proposed Engineering & Analytical Studies				Project History:		federal earmark
Description:		Proposed Engineering & Analytical Studies						
Remarks:								

Total Project Cost Information (TxDOT %):		Cost of Approved Phases:	Type of Work: Planning					
			Authorized Funding by Category/Share					
			Funding Categories	Federal	State	Local	Local Contrib	Total
Preliminary Engineering	\$0		\$7,646,184	Cat. 10 Misc	\$7,646,184	\$0	\$0	\$0
ROW Purchase:	\$0	Other		\$0	\$0	\$0	\$0	\$0
Construction Cost:	\$7,646,184	Other		\$0	\$0	\$0	\$0	\$0
Construction Engineering	\$0	Other		\$0	\$0	\$0	\$0	\$0
Contingencies:	\$0	<b>Totals</b>		\$7,646,184	\$0	\$0	\$0	\$7,646,184
Indirect Costs:	\$0							
Other Field	\$0							
Total Project Cost:	\$7,646,184							

TxDOT District	County	CSJ	Hwy	Phase	City	Project Sponsor	MPO Proj ID No.	Year of Expenditure Cost
15 - San Antonio	Bexar	8000-15-012	PS	C	San Antonio	TxDOT	3238.0	\$30,000,000
Limits From:		In San Antonio on Wurzbach Parkway				Last Revision Date:		2/2010
Limits To:		Fr: Jones-Maltsberger To: Wetmore				Project History:		TTC allocated Prop 12 on 11/19/09
Description:		Construct 4 lane divided roadway on new location						
Remarks:								

Total Project Cost Information (TxDOT %):		Cost of Approved Phases:	Type of Work: Added Capacity: Non - Toll					
			Authorized Funding by Category/Share					
			Funding Categories	Federal	State	Local	Local Contrib	Total
Preliminary Engineering	\$1,470,000		\$30,000,000	Prop 12	\$0	\$30,000,000	\$0	\$0
ROW Purchase:	\$1,703,376	Other		\$0	\$0	\$0	\$0	\$0
Construction Cost:	\$30,000,000	Other		\$0	\$0	\$0	\$0	\$0
Construction Engineering	\$1,350,000	Other		\$0	\$0	\$0	\$0	\$0
Contingencies:	\$2,700,000	<b>Totals</b>		\$0	\$30,000,000	\$0	\$0	\$30,000,000
Indirect Costs:	\$1,521,000							
Other Field	\$0							
Total Project Cost:	\$38,774,376							

**STATEWIDE TRANSPORTATION IMPROVEMENT PROGRAM**  
**TIP FY 2011-2014**  
**SAN ANTONIO-BEXAR COUNTY METROPOLITAN PLANNING ORGANIZATION**  
**FY 2011**

TxDOT District	County	CSJ	Hwy	Phase	City	Project Sponsor	MPO Proj ID No.	Year of Expenditure Cost
15 - San Antonio	Bexar	8000-15-015	MH	C	San Antonio	TxDOT	3798.0	\$70,000,000
Limits From: In San Antonio on Wurzbach Parkway						Last Revision Date: 2/2010		
Limits To: Fr: West Avenue To: Jones Maltsberger						Project History: TTC allocated Prop 12 on 11/19/09		
Description: Construct 4 lane divided roadway on new location								
Remarks:								

Total Project Cost Information (TxDOT %):		Cost of Approved Phases:	Type of Work: Added Capacity: Non-Toll					
			<u>Funding Categories</u>	<u>Federal</u>	<u>State</u>	<u>Local</u>	<u>Local Contrib</u>	<u>Total</u>
Preliminary Engineering	\$3,430,000	\$70,000,000	Prop 12	\$0	\$70,000,000	\$0	\$0	\$70,000,000
ROW Purchase:	\$1,682,000		Other	\$0	\$0	\$0	\$0	\$0
Construction Cost:	\$70,000,000		Other	\$0	\$0	\$0	\$0	\$0
Construction Engineering	\$3,150,000		Other	\$0	\$0	\$0	\$0	\$0
Contingencies:	\$4,900,000		<b>Totals</b>	\$0	\$70,000,000	\$0	\$0	\$70,000,000
Indirect Costs:	\$3,549,000							
Other Field	\$0							
Total Project Cost:	\$86,711,000							

**STATEWIDE TRANSPORTATION IMPROVEMENT PROGRAM**  
**TIP FY 2011-2014**  
**SAN ANTONIO-BEXAR COUNTY METROPOLITAN PLANNING ORGANIZATION**  
**FY 2012**

TxDOT District	County	CSJ	Hwy	Phase	City	Project Sponsor	MPO Proj ID No.	Year of Expenditure Cost
15 - San Antonio	Bexar	0072-08-122	Loop 345	C	San Antonio	CoSA/TxDOY	3682.0	\$20,800,000
Limits From:		at Medical Drive				Last Revision Date:		11/2008
Limits To:		-				Project History:		
Description:		Grade separation @ Medical; oper impr on Medical from Ewing Halsell to 0.2 Mi E of Lp 345 (Fred Rd); TxDOT to do construction						
Remarks:								

Total Project Cost Information (TxDOT %):		Cost of Approved Phases:	Type of Work: Operational					
			Funding Categories	Federal	State	Local	Local Contrib	Total
Preliminary Engineering	\$1,019,200	\$20,800,000	Cat. 10 Misc	\$3,436,000	\$0	\$859,000	\$0	\$4,295,000
ROW Purchase:	\$0		Cat. 7 STP-MM	\$9,424,000	\$0	\$2,356,000	\$0	\$11,780,000
Construction Cost:	\$20,800,000		Local Contrib	\$0	\$0	\$0	\$4,725,000	\$4,725,000
Construction Engineering	\$936,000		Other	\$0	\$0	\$0	\$0	\$0
Contingencies:	\$1,352,000		Totals	\$12,860,000	\$0	\$3,215,000	\$4,725,000	\$20,800,000
Indirect Costs:	\$1,054,560							
Other Field	\$0							
Total Project Cost:	\$25,161,760							

15 - San Antonio	Bexar	0915-12-254	CS	C	San Antonio	BxCo	42.2	\$726,000
Limits From:		In Bx Co. on Weidner Rd				Last Revision Date:		5/2010
Limits To:		Fr: 0.6 Mi N of Crestway To: 1.2 Mi N of Crestway				Project History:		fixed amount
Description:		Widen from 2 to 4 lanes with curbs and sidewalks						
Remarks:								

Total Project Cost Information (TxDOT %):		Cost of Approved Phases:	Type of Work: Added Capacity: Non - Toll					
			Funding Categories	Federal	State	Local	Local Contrib	Total
Preliminary Engineering	\$35,574	\$726,000	Cat. 7 STP-MM	\$580,800	\$0	\$145,200	\$0	\$726,000
ROW Purchase:	\$0		Other	\$0	\$0	\$0	\$0	\$0
Construction Cost:	\$726,000		Other	\$0	\$0	\$0	\$0	\$0
Construction Engineering	\$65,340		Other	\$0	\$0	\$0	\$0	\$0
Contingencies:	\$58,080		Totals	\$580,800	\$0	\$145,200	\$0	\$726,000
Indirect Costs:	\$31,291							
Other Field	\$0							
Total Project Cost:	\$916,285							

15 - San Antonio	Bexar	0915-12-905	VA	E,R,C	San Antonio	VIA	3685.3	\$4,300,000
Limits From:		Medical Center				Last Revision Date:		8/2009
Limits To:		Downtown via Fredericksburg Road Corridor				Project History:		fixed amount; portion of \$28M to VIA for BRT; to be flexed to FTA
Description:		Costs associated with bus purchases, ROW, construction, stations & equipment						
Remarks:								

Total Project Cost Information (TxDOT %):		Cost of Approved Phases:	Type of Work: Bus Rapid Transit					
			Funding Categories	Federal	State	Local	Local Contrib	Total
Preliminary Engineering	\$0	\$4,300,000	Cat. 7 STP-MM	\$3,440,000	\$0	\$860,000	\$0	\$4,300,000
ROW Purchase:	\$0		Other	\$0	\$0	\$0	\$0	\$0
Construction Cost:	\$4,300,000		Other	\$0	\$0	\$0	\$0	\$0
Construction Engineering	\$0		Other	\$0	\$0	\$0	\$0	\$0
Contingencies:	\$0		Totals	\$3,440,000	\$0	\$860,000	\$0	\$4,300,000
Indirect Costs:	\$0							
Other Field	\$0							
Total Project Cost:	\$4,300,000							

**STATEWIDE TRANSPORTATION IMPROVEMENT PROGRAM**  
**TIP FY 2011-2014**  
**SAN ANTONIO-BEXAR COUNTY METROPOLITAN PLANNING ORGANIZATION**  
**FY 2012**

TxDOT District	County	CSJ	Hwy	Phase	City	Project Sponsor	MPO Proj ID No.	Year of Expenditure Cost	
15 - San Antonio	Bexar	0915-12-907	VA	C	San Antonio	CoSA	4963.0	\$2,410,000	
Limits From:		Citywide ITS operational improvements					Last Revision Date: 5/2010		
Limits To:		-							
Description:		Citywide (San Antonio) ITS operational improvements					Project History: fixed amount		
Remarks:									

Total Project Cost Information (TxDOT %):		Cost of Approved Phases:	Type of Work: ITS					
			Funding Categories	Authorized Funding by Category/Share				
			Federal	State	Local	Local Contrib	Total	
Preliminary Engineering	\$118,090	\$2,410,000	Cat. 7 STP-MM	\$1,928,000	\$0	\$482,000	\$0	\$2,410,000
ROW Purchase:	\$0		Other	\$0	\$0	\$0	\$0	\$0
Construction Cost:	\$2,410,000		Other	\$0	\$0	\$0	\$0	\$0
Construction Engineering	\$144,600		Other	\$0	\$0	\$0	\$0	\$0
Contingencies:	\$168,700		<b>Totals</b>	\$1,928,000	\$0	\$482,000	\$0	\$2,410,000
Indirect Costs:	\$103,871							
Other Field	\$0							
Total Project Cost:	\$2,945,261							

TxDOT District	County	CSJ	Hwy	Phase	City	Project Sponsor	MPO Proj ID No.	Year of Expenditure Cost	
15 - San Antonio	Bexar	0915-12-915	VA	C	San Antonio	AACOG	3737.2	\$267,000	
Limits From:		in San Antonio-Bexar Co Area (FY 2012)					Last Revision Date: 5/2010		
Limits To:		-							
Description:		Alamo Area Commute Solutions Program (2012)					Project History: fixed amount		
Remarks:									

Total Project Cost Information (TxDOT %):		Cost of Approved Phases:	Type of Work: Rideshare					
			Funding Categories	Authorized Funding by Category/Share				
			Federal	State	Local	Local Contrib	Total	
Preliminary Engineering	\$0	\$267,000	Cat. 7 STP-MM	\$213,600	\$0	\$53,400	\$0	\$267,000
ROW Purchase:	\$0		Other	\$0	\$0	\$0	\$0	\$0
Construction Cost:	\$267,000		Other	\$0	\$0	\$0	\$0	\$0
Construction Engineering	\$0		Other	\$0	\$0	\$0	\$0	\$0
Contingencies:	\$0		<b>Totals</b>	\$213,600	\$0	\$53,400	\$0	\$267,000
Indirect Costs:	\$0							
Other Field	\$0							
Total Project Cost:	\$267,000							

TxDOT District	County	CSJ	Hwy	Phase	City	Project Sponsor	MPO Proj ID No.	Year of Expenditure Cost	
15 - San Antonio	Bexar	2104-02-027	FM 1957	C	Other	BxCo	3563.0	\$39,000,000	
Limits From:		Medina CL					Last Revision Date: 2/2009		
Limits To:		Loop 1604							
Description:		Expand from 2 lanes to 4 & 6 lane divided					Project History: Pass through financing project to be reimbursed from Cat 12		
Remarks:									

Total Project Cost Information (TxDOT %):		Cost of Approved Phases:	Type of Work: Added Capacity: Non - Toll					
			Funding Categories	Authorized Funding by Category/Share				
			Federal	State	Local	Local Contrib	Total	
Preliminary Engineering	\$1,911,000	\$39,000,000	Local Contrib	\$0	\$0	\$0	\$39,000,000	\$39,000,000
ROW Purchase:	\$0		Other	\$0	\$0	\$0	\$0	\$0
Construction Cost:	\$39,000,000		Other	\$0	\$0	\$0	\$0	\$0
Construction Engineering	\$1,755,000		Other	\$0	\$0	\$0	\$0	\$0
Contingencies:	\$3,510,000		<b>Totals</b>	\$0	\$0	\$0	\$39,000,000	\$39,000,000
Indirect Costs:	\$1,977,300							
Other Field	\$0							
Total Project Cost:	\$48,153,300							

**STATEWIDE TRANSPORTATION IMPROVEMENT PROGRAM**  
**TIP FY 2011-2014**  
**SAN ANTONIO-BEXAR COUNTY METROPOLITAN PLANNING ORGANIZATION**  
**FY 2013**

TxDOT District	County	CSJ	Hwy	Phase	City	Project Sponsor	MPO Proj ID No.	Year of Expenditure Cost
15 - San Antonio	Bexar	0024-09-900	Spur 371	R	San Antonio	TxDOT	3689.0	\$500,000
Limits From:		US 90				Last Revision Date:		5/2010
Limits To:		Kelly AFB Ent Vic Cupples/Frio City				Project History:		Cost of Approved Phases is \$500,000
Description:		Purchase Right-of-Way only						
Remarks:								

Total Project Cost Information (TxDOT %):		Cost of Approved Phases:	Type of Work: ROW Purchase					
			Authorized Funding by Category/Share					
			<u>Funding Categories</u>	<u>Federal</u>	<u>State</u>	<u>Local</u>	<u>Local Contrib</u>	<u>Total</u>
Preliminary Engineering	\$0	\$0	Cat. 10 Misc	\$400,000	\$100,000	\$0	\$0	\$500,000
ROW Purchase:	\$500,000		Other	\$0	\$0	\$0	\$0	\$0
Construction Cost:	\$0		Other	\$0	\$0	\$0	\$0	\$0
Construction Engineering	\$0		Other	\$0	\$0	\$0	\$0	\$0
Contingencies:	\$0		<b>Totals</b>	\$400,000	\$100,000	\$0	\$0	\$500,000
Indirect Costs:	\$0							
Other Field	\$0							
Total Project Cost:	\$500,000							

TxDOT District	County	CSJ	Hwy	Phase	City	Project Sponsor	MPO Proj ID No.	Year of Expenditure Cost
15 - San Antonio	Bexar	0253-04-138	US 281	E,R,C	San Antonio	Alamo RMA	3781.0	\$462,495,361
Limits From:		0.2 Mi N of Loop 1604				Last Revision Date:		5/2010
Limits To:		Bexar/Comal County Line				Project History:		Project receives Cat 2 allocation beginning in FY 2013 through FY 2020
Description:		Expand to 6 lane expy (toll 6 new MLs) and non toll outer lanes						
Remarks:								

Total Project Cost Information (TxDOT %):		Cost of Approved Phases:	Type of Work: Added Capacity: Toll					
			Authorized Funding by Category/Share					
			<u>Funding Categories</u>	<u>Federal</u>	<u>State</u>	<u>Local</u>	<u>Local Contrib</u>	<u>Total</u>
Preliminary Engineering	\$14,940,837	\$304,915,044	Cat. 2 TMF	\$8,839,722	\$2,209,930	\$0	\$0	\$11,049,652
ROW Purchase:	\$92,023,583		Local Contrib	\$0	\$0	\$0	\$451,445,709	\$451,445,709
Construction Cost:	\$304,915,044		Other	\$0	\$0	\$0	\$0	\$0
Construction Engineering	\$22,075,849		Other	\$0	\$0	\$0	\$0	\$0
Contingencies:	\$13,080,855		<b>Totals</b>	\$8,839,722	\$2,209,930	\$0	\$451,445,709	\$462,495,361
Indirect Costs:	\$15,459,193							
Other Field	\$0							
Total Project Cost:	\$462,495,361							

TxDOT District	County	CSJ	Hwy	Phase	City	Project Sponsor	MPO Proj ID No.	Year of Expenditure Cost
15 - San Antonio	Bexar	0521-05-122	IH 410	C	San Antonio	TxDOT	3396.0	\$683,000
Limits From:		IH 35				Last Revision Date:		5/2010
Limits To:		FM 2536				Project History:		
Description:		Relocating entrance & exit ramps between RR overpasses						
Remarks:								

Total Project Cost Information (TxDOT %):		Cost of Approved Phases:	Type of Work: Operational					
			Authorized Funding by Category/Share					
			<u>Funding Categories</u>	<u>Federal</u>	<u>State</u>	<u>Local</u>	<u>Local Contrib</u>	<u>Total</u>
Preliminary Engineering	\$33,467	\$683,000	Cat. 10 Misc	\$546,400	\$136,600	\$0	\$0	\$683,000
ROW Purchase:	\$0		Other	\$0	\$0	\$0	\$0	\$0
Construction Cost:	\$683,000		Other	\$0	\$0	\$0	\$0	\$0
Construction Engineering	\$51,225		Other	\$0	\$0	\$0	\$0	\$0
Contingencies:	\$47,810		<b>Totals</b>	\$546,400	\$136,600	\$0	\$0	\$683,000
Indirect Costs:	\$34,628							
Other Field	\$0							
Total Project Cost:	\$850,130							

**STATEWIDE TRANSPORTATION IMPROVEMENT PROGRAM**  
**TIP FY 2011-2014**  
**SAN ANTONIO-BEXAR COUNTY METROPOLITAN PLANNING ORGANIZATION**  
**FY 2013**

TxDOT District	County	CSJ	Hwy	Phase	City	Project Sponsor	MPO Proj ID No.	Year of Expenditure Cost
15 - San Antonio	Bexar	0915-00-900	VA	E,R,C	Other	LSRD	3768.1	\$8,000,000
Limits From: Austin-San Antonio Passenger Rail						Last Revision Date: 5/2010		
Limits To: in the SA-BC MPO and CAMPO Study Areas								
Description: Final design,ROW and construction (platforms,stations,track, etc)						Project History: fixed amount; portion of \$20M to LSRD for Passenger Rail		
Remarks:								

Total Project Cost Information (TxDOT %):			Type of Work:	Authorized Funding by Category/Share				
	Cost of Approved Phases:		Funding Categories	Federal	State	Local	Local Contrib	Total
Preliminary Engineering	\$0	\$8,000,000	Cat. 7 STP-MM	\$6,400,000	\$0	\$1,600,000	\$0	\$8,000,000
ROW Purchase:	\$0		Other	\$0	\$0	\$0	\$0	\$0
Construction Cost:	\$8,000,000		Other	\$0	\$0	\$0	\$0	\$0
Construction Engineering	\$0		Other	\$0	\$0	\$0	\$0	\$0
Contingencies:	\$0		<b>Totals</b>	\$6,400,000	\$0	\$1,600,000	\$0	\$8,000,000
Indirect Costs:	\$0							
Other Field	\$0							
Total Project Cost:	\$8,000,000							

15 - San Antonio	Bexar	0915-12-394	Salado Creek	C	San Antonio	CoSA	3259.0	\$676,938
Limits From: Salado Creek Bike Path						Last Revision Date: 11/2008		
Limits To: Fr: Wetmore To: Blanco								
Description: Construct Bike lane						Project History:		
Remarks:								

Total Project Cost Information (TxDOT %):			Type of Work:	Authorized Funding by Category/Share				
	Cost of Approved Phases:		Funding Categories	Federal	State	Local	Local Contrib	Total
Preliminary Engineering	\$34,497	\$676,938	Cat. 7 STP-MM	\$541,550	\$0	\$135,388	\$0	\$676,938
ROW Purchase:	\$0		Other	\$0	\$0	\$0	\$0	\$0
Construction Cost:	\$676,938		Other	\$0	\$0	\$0	\$0	\$0
Construction Engineering	\$63,361		Other	\$0	\$0	\$0	\$0	\$0
Contingencies:	\$56,321		<b>Totals</b>	\$541,550	\$0	\$135,388	\$0	\$676,938
Indirect Costs:	\$26,682							
Other Field	\$0							
Total Project Cost:	\$857,799							

15 - San Antonio	Bexar	0915-12-947	VA	C	San Antonio	AACOG	3737.3	\$267,000
Limits From: in San Antonio-Bexar Co Area (FY 2013)						Last Revision Date: 5/2010		
Limits To: -								
Description: Alamo Area Commute Solutions Program (2013)						Project History: fixed amount		
Remarks:								

Total Project Cost Information (TxDOT %):			Type of Work:	Authorized Funding by Category/Share				
	Cost of Approved Phases:		Funding Categories	Federal	State	Local	Local Contrib	Total
Preliminary Engineering	\$0	\$267,000	Cat. 7 STP-MM	\$213,600	\$0	\$53,400	\$0	\$267,000
ROW Purchase:	\$0		Other	\$0	\$0	\$0	\$0	\$0
Construction Cost:	\$267,000		Other	\$0	\$0	\$0	\$0	\$0
Construction Engineering	\$0		Other	\$0	\$0	\$0	\$0	\$0
Contingencies:	\$0		<b>Totals</b>	\$213,600	\$0	\$53,400	\$0	\$267,000
Indirect Costs:	\$0							
Other Field	\$0							
Total Project Cost:	\$267,000							

**STATEWIDE TRANSPORTATION IMPROVEMENT PROGRAM**  
**TIP FY 2011-2014**  
**SAN ANTONIO-BEXAR COUNTY METROPOLITAN PLANNING ORGANIZATION**  
**FY 2013**

TxDOT District	County	CSJ	Hwy	Phase	City	Project Sponsor	MPO Proj ID No.	Year of Expenditure Cost
15 - San Antonio	Bexar	0915-12-950	VA	E,R,C	San Antonio	VIA	3685.4	\$11,300,000
Limits From: Medical Center						Last Revision Date: 8/2009		
Limits To: Downtown via Fredericksburg Road Corridor								
Description: Costs associated with bus purchases, ROW, construction, stations & equipment						Project History: fixed amount; portion of \$28M to VIA for BRT; to be flexed to FTA		
Remarks:								

Total Project Cost Information (TxDOT %):		Cost of Approved Phases:	Type of Work: Bus Rapid Transit					
			Authorized Funding by Category/Share					
			Funding Categories	Federal	State	Local	Local Contrib	Total
Preliminary Engineering	\$0	\$11,300,000	Cat. 7 STP-MM	\$9,040,000	\$0	\$2,260,000	\$0	\$11,300,000
ROW Purchase:	\$0		Other	\$0	\$0	\$0	\$0	\$0
Construction Cost:	\$11,300,000		Other	\$0	\$0	\$0	\$0	\$0
Construction Engineering	\$0		Other	\$0	\$0	\$0	\$0	\$0
Contingencies:	\$0		<b>Totals</b>	\$9,040,000	\$0	\$2,260,000	\$0	\$11,300,000
Indirect Costs:	\$0							
Other Field	\$0							
Total Project Cost:	\$11,300,000							

15 - San Antonio	Bexar	2452-01-910	Loop 1604	E,R,C	San Antonio	Alamo RMA	3911.0	\$226,097,870
Limits From: W. Military Drive						Last Revision Date: 5/2010		
Limits To: Braun Road								
Description: Expand to 6 lane expy (toll 6 new lanes) and non toll outer lanes including 2 toll direct connectors at SH 151						Project History: Project receives Cat 2 allocation beginning in FY 2013 through FY 2020		
Remarks:								

Total Project Cost Information (TxDOT %):		Cost of Approved Phases:	Type of Work: Added Capacity: Toll					
			Authorized Funding by Category/Share					
			Funding Categories	Federal	State	Local	Local Contrib	Total
Preliminary Engineering	\$7,690,701	\$156,953,084	Cat. 2 TMF	\$3,141,694	\$785,424	\$0	\$0	\$3,927,118
ROW Purchase:	\$34,128,554		Local Contrib	\$0	\$0	\$0	\$222,170,752	\$222,170,752
Construction Cost:	\$156,953,084		Other	\$0	\$0	\$0	\$0	\$0
Construction Engineering	\$11,363,403		Other	\$0	\$0	\$0	\$0	\$0
Contingencies:	\$8,004,607		<b>Totals</b>	\$3,141,694	\$785,424	\$0	\$222,170,752	\$226,097,870
Indirect Costs:	\$7,957,521							
Other Field	\$0							
Total Project Cost:	\$226,097,870							

15 - San Antonio	Bexar	2452-01-911	Loop 1604	E,R,C	San Antonio	Alamo RMA	3912.0	\$62,586,543
Limits From: Braun Road						Last Revision Date: 5/2010		
Limits To: SH 16								
Description: Expand 4 to 8 lane expy (toll 4 new MLs) and non toll outer lanes						Project History: Project receives Cat 2 allocation beginning in FY 2013 through FY 2020		
Remarks:								

Total Project Cost Information (TxDOT %):		Cost of Approved Phases:	Type of Work: Added Capacity: Toll					
			Authorized Funding by Category/Share					
			Funding Categories	Federal	State	Local	Local Contrib	Total
Preliminary Engineering	\$2,374,910	\$48,467,544	Cat. 2 TMF	\$845,802	\$211,450	\$0	\$0	\$1,057,252
ROW Purchase:	\$3,737,251		Local Contrib	\$0	\$0	\$0	\$61,529,291	\$61,529,291
Construction Cost:	\$48,467,544		Other	\$0	\$0	\$0	\$0	\$0
Construction Engineering	\$3,509,050		Other	\$0	\$0	\$0	\$0	\$0
Contingencies:	\$2,040,484		<b>Totals</b>	\$845,802	\$211,450	\$0	\$61,529,291	\$62,586,543
Indirect Costs:	\$2,457,304							
Other Field	\$0							
Total Project Cost:	\$62,586,543							

**STATEWIDE TRANSPORTATION IMPROVEMENT PROGRAM**  
**TIP FY 2011-2014**  
**SAN ANTONIO-BEXAR COUNTY METROPOLITAN PLANNING ORGANIZATION**  
**FY 2013**

TxDOT District	County	CSJ	Hwy	Phase	City	Project Sponsor	MPO Proj ID No.	Year of Expenditure Cost
15 - San Antonio	Bexar	2452-02-915	Loop 1604	E,R,C	San Antonio	Alamo RMA	3913.0	\$308,784,186
Limits From:		SH 16				Last Revision Date:		5/2010
Limits To:		N.W. Military Highway				Project History:		Project receives Cat 2 allocation beginning in FY 2013 through FY 2020
Description:		Expand 4 to 8 lane expy (toll 4 new MLs) and non toll outer lanes including 2 toll direct connectors at IH 10						
Remarks:								

Total Project Cost Information (TxDOT %):		Cost of Approved Phases:	Type of Work: Added Capacity: Toll					
			Funding Categories	Federal	State	Local	Local Contrib	Total
Preliminary Engineering	\$11,716,221	\$239,106,547	Cat. 2 TMF	\$4,172,622	\$1,043,155	\$0	\$0	\$5,215,777
ROW Purchase:	\$18,437,106		Local Contrib	\$0	\$0	\$0	\$303,568,409	\$303,568,409
Construction Cost:	\$239,106,547		Other	\$0	\$0	\$0	\$0	\$0
Construction Engineering	\$17,311,314		Other	\$0	\$0	\$0	\$0	\$0
Contingencies:	\$10,090,296		<b>Totals</b>	\$4,172,622	\$1,043,155	\$0	\$303,568,409	\$308,784,186
Indirect Costs:	\$12,122,702							
Other Field	\$0							
Total Project Cost:	\$308,784,186							

TxDOT District	County	CSJ	Hwy	Phase	City	Project Sponsor	MPO Proj ID No.	Year of Expenditure Cost
15 - San Antonio	Medina	3544-03-002	SH 211	E,R,C	Other	BxCo	3152.0	\$4,759,040
Limits From:		Bexar C/L, 2.0 Mi S of FM 471, N				Last Revision Date:		2/2009
Limits To:		FM 471 (Culebra Rd)				Project History:		Pass through financing project to be reimbursed from Cat 12
Description:		Construct two lane rural highway on new location (Phase I)						
Remarks:								

Total Project Cost Information (TxDOT %):		Cost of Approved Phases:	Type of Work: Added Capacity: Non - Toll					
			Funding Categories	Federal	State	Local	Local Contrib	Total
Preliminary Engineering	\$233,193	\$4,759,040	Local Contrib	\$0	\$0	\$0	\$4,759,040	\$4,759,040
ROW Purchase:	\$1,100,000		Other	\$0	\$0	\$0	\$0	\$0
Construction Cost:	\$4,759,040		Other	\$0	\$0	\$0	\$0	\$0
Construction Engineering	\$214,157		Other	\$0	\$0	\$0	\$0	\$0
Contingencies:	\$309,338		<b>Totals</b>	\$0	\$0	\$0	\$4,759,040	\$4,759,040
Indirect Costs:	\$241,283							
Other Field	\$0							
Total Project Cost:	\$6,857,011							

TxDOT District	County	CSJ	Hwy	Phase	City	Project Sponsor	MPO Proj ID No.	Year of Expenditure Cost
15 - San Antonio	Bexar	3544-04-002	SH 211	E,R,C	Other	BxCo	3153.0	\$7,571,200
Limits From:		FM 1957 (Potranco Rd), N 2.9 MI				Last Revision Date:		2/2009
Limits To:		Medina County Line				Project History:		Pass through financing project to be reimbursed from Cat 12
Description:		Construct two lane rural highway on new location (Phase I)						
Remarks:								

Total Project Cost Information (TxDOT %):		Cost of Approved Phases:	Type of Work: Added Capacity: Non - Toll					
			Funding Categories	Federal	State	Local	Local Contrib	Total
Preliminary Engineering	\$370,989	\$7,571,200	Local Contrib	\$0	\$0	\$0	\$7,571,200	\$7,571,200
ROW Purchase:	\$1,780,000		Other	\$0	\$0	\$0	\$0	\$0
Construction Cost:	\$7,571,200		Other	\$0	\$0	\$0	\$0	\$0
Construction Engineering	\$340,704		Other	\$0	\$0	\$0	\$0	\$0
Contingencies:	\$492,128		<b>Totals</b>	\$0	\$0	\$0	\$7,571,200	\$7,571,200
Indirect Costs:	\$383,860							
Other Field	\$0							
Total Project Cost:	\$10,938,881							

**STATEWIDE TRANSPORTATION IMPROVEMENT PROGRAM**  
**TIP FY 2011-2014**  
**SAN ANTONIO-BEXAR COUNTY METROPOLITAN PLANNING ORGANIZATION**  
**FY 2013**

TxDOT District	County	CSJ	Hwy	Phase	City	Project Sponsor	MPO Proj ID No.	Year of Expenditure Cost
15 - San Antonio	Bexar	3544-05-001	SH 211	E,R,C	Other	BxCo	3154.0	\$2,812,160
Limits From: Medina Co. Line, 4.5 Mi N of FM 1957, N						Last Revision Date: 2/2009		
Limits To: Medina Co. Line, 2.0 Mi S of FM 471								
Description: Construct two lane rural highway on new location (Phase I)						Project History: Pass through financing project to be reimbursed from Cat 12		
Remarks:								

<b>Total Project Cost Information (TxDOT %):</b>		Cost of Approved Phases:	Type of Work: Added Capacity: Non - Toll					
			<u>Funding Categories</u>	<u>Federal</u>	<u>State</u>	<u>Local</u>	<u>Local Contrib</u>	<u>Total</u>
Preliminary Engineering	\$137,796	\$2,812,160	Local Contrib	\$0	\$0	\$0	\$2,812,160	\$2,812,160
ROW Purchase:	\$700,000		Other	\$0	\$0	\$0	\$0	\$0
Construction Cost:	\$2,812,160		Other	\$0	\$0	\$0	\$0	\$0
Construction Engineering	\$126,547		Other	\$0	\$0	\$0	\$0	\$0
Contingencies:	\$182,790		<b>Totals</b>	\$0	\$0	\$0	\$2,812,160	\$2,812,160
Indirect Costs:	\$142,577							
Other Field	\$0							
Total Project Cost:	\$4,101,870							

15 - San Antonio	Medina	3544-06-001	SH 211	E,R,C	Other	BxCo	3155.0	\$4,434,560
Limits From: Bexar C/L, 2.9 MI N of FM 1957, N						Last Revision Date: 2/2009		
Limits To: Bexar C/L, 4.5 MI N of FM 1957								
Description: Construct two lane rural highway on new location (Phase I)						Project History: Pass through financing project to be reimbursed from Cat 12		
Remarks:								

<b>Total Project Cost Information (TxDOT %):</b>		Cost of Approved Phases:	Type of Work: Added Capacity: Non - Toll					
			<u>Funding Categories</u>	<u>Federal</u>	<u>State</u>	<u>Local</u>	<u>Local Contrib</u>	<u>Total</u>
Preliminary Engineering	\$217,293	\$4,434,560	Local Contrib	\$0	\$0	\$0	\$4,434,560	\$4,434,560
ROW Purchase:	\$1,000,000		Other	\$0	\$0	\$0	\$0	\$0
Construction Cost:	\$4,434,560		Other	\$0	\$0	\$0	\$0	\$0
Construction Engineering	\$199,555		Other	\$0	\$0	\$0	\$0	\$0
Contingencies:	\$288,246		<b>Totals</b>	\$0	\$0	\$0	\$4,434,560	\$4,434,560
Indirect Costs:	\$224,832							
Other Field	\$0							
Total Project Cost:	\$6,364,486							

**STATEWIDE TRANSPORTATION IMPROVEMENT PROGRAM**  
**TIP FY 2011-2014**  
**SAN ANTONIO-BEXAR COUNTY METROPOLITAN PLANNING ORGANIZATION**  
**FY 2014**

TxDOT District	County	CSJ	Hwy	Phase	City	Project Sponsor	MPO Proj ID No.	Year of Expenditure Cost
15 - San Antonio	Bexar	0915-00-902	VA	E,R,C	Other	LSRD	3768.2	\$12,000,000
Limits From:		Austin-San Antonio Passenger Rail				Last Revision Date: 5/2010		
Limits To:		in the SA-BC MPO and CAMPO Study Areas						
Description:		Final design,ROW and construction (platforms,stations,track, etc)				Project History: fixed amount; portion of \$20M to LSRD for Passenger Rail		
Remarks:								

Total Project Cost Information (TxDOT %):			Type of Work: Passenger Rail					
Preliminary Engineering	\$0	Cost of Approved Phases: \$12,000,000	Authorized Funding by Category/Share					
ROW Purchase:	\$0		Funding Categories	Federal	State	Local	Local Contrib	Total
Construction Cost:	\$12,000,000		Cat. 7 STP-MM	\$9,600,000	\$0	\$2,400,000	\$0	\$12,000,000
Construction Engineering	\$0		Other	\$0	\$0	\$0	\$0	\$0
Contingencies:	\$0		Other	\$0	\$0	\$0	\$0	\$0
Indirect Costs:	\$0		Other	\$0	\$0	\$0	\$0	\$0
Other Field	\$0		<b>Totals</b>	<b>\$9,600,000</b>	<b>\$0</b>	<b>\$2,400,000</b>	<b>\$0</b>	<b>\$12,000,000</b>
Total Project Cost:	\$12,000,000							

15 - San Antonio	Bexar	0915-12-949	VA	C	San Antonio	AACOG	3737.4	\$267,000
Limits From:		in San Antonio-Bexar Co Area (FY 2014)				Last Revision Date: 5/2010		
Limits To:		-						
Description:		Alamo Area Commute Solutions Program (2014)				Project History: fixed amount		
Remarks:								

Total Project Cost Information (TxDOT %):			Type of Work: Rideshare					
Preliminary Engineering	\$0	Cost of Approved Phases: \$267,000	Authorized Funding by Category/Share					
ROW Purchase:	\$0		Funding Categories	Federal	State	Local	Local Contrib	Total
Construction Cost:	\$267,000		Cat. 7 STP-MM	\$213,600	\$0	\$53,400	\$0	\$267,000
Construction Engineering	\$0		Other	\$0	\$0	\$0	\$0	\$0
Contingencies:	\$0		Other	\$0	\$0	\$0	\$0	\$0
Indirect Costs:	\$0		Other	\$0	\$0	\$0	\$0	\$0
Other Field	\$0		<b>Totals</b>	<b>\$213,600</b>	<b>\$0</b>	<b>\$53,400</b>	<b>\$0</b>	<b>\$267,000</b>
Total Project Cost:	\$267,000							

15 - San Antonio	Bexar	0915-12-965	VA	E,R,C	San Antonio	VIA	3685.5	\$4,200,000
Limits From:		Medical Center				Last Revision Date: 8/2009		
Limits To:		Downtown via Fredericksburg Road Corridor						
Description:		Costs associated with bus purchases, ROW, construction, stations & equipment				Project History: fixed amount; portion of \$28M to VIA for BRT; to be flexed to FTA		
Remarks:								

Total Project Cost Information (TxDOT %):			Type of Work: Bus Rapid Transit					
Preliminary Engineering	\$0	Cost of Approved Phases: \$4,200,000	Authorized Funding by Category/Share					
ROW Purchase:	\$0		Funding Categories	Federal	State	Local	Local Contrib	Total
Construction Cost:	\$4,200,000		Cat. 7 STP-MM	\$3,360,000	\$0	\$840,000	\$0	\$4,200,000
Construction Engineering	\$0		Other	\$0	\$0	\$0	\$0	\$0
Contingencies:	\$0		Other	\$0	\$0	\$0	\$0	\$0
Indirect Costs:	\$0		Other	\$0	\$0	\$0	\$0	\$0
Other Field	\$0		<b>Totals</b>	<b>\$3,360,000</b>	<b>\$0</b>	<b>\$840,000</b>	<b>\$0</b>	<b>\$4,200,000</b>
Total Project Cost:	\$4,200,000							

**STATEWIDE TRANSPORTATION IMPROVEMENT PROGRAM**  
**TIP FY 2011-2014**  
**SAN ANTONIO-BEXAR COUNTY METROPOLITAN PLANNING ORGANIZATION**  
**FY 2014**

TxDOT District	County	CSJ	Hwy	Phase	City	Project Sponsor	MPO Proj ID No.	Year of Expenditure Cost
15 - San Antonio	Bexar	2452-02-940	Loop 1604	E,R,C	San Antonio	ARMA	3914.0	\$207,240,170
Limits From: FM 1535 (N.W. Military Hwy)						Last Revision Date: 5/2010		
Limits To: Redland Road						Project History: 2452-02-940 and 2452-03-945 are consolidated into 2452-02-940 until further direction by the RMA		
Description: Expand 4 to 8 lane expy (toll 4 new MLs) and non toll outer lanes								
Remarks:								

Total Project Cost Information (TxDOT %):		Cost of Approved Phases:	Type of Work: Added Capacity: Toll					
			<u>Funding Categories</u>	<u>Federal</u>	<u>State</u>	<u>Local</u>	<u>Local Contrib</u>	<u>Total</u>
Preliminary Engineering	\$7,705,520	\$157,255,509	Local Contrib	\$0	\$0	\$0	\$207,240,170	\$207,240,170
ROW Purchase:	\$16,630,768		Other	\$0	\$0	\$0	\$0	\$0
Construction Cost:	\$157,255,509		Other	\$0	\$0	\$0	\$0	\$0
Construction Engineering	\$7,862,775		Other	\$0	\$0	\$0	\$0	\$0
Contingencies:	\$11,007,886		<b>Totals</b>	\$0	\$0	\$0	\$207,240,170	\$207,240,170
Indirect Costs:	\$6,777,712							
Other Field	\$0							
Total Project Cost:	\$207,240,170							

**STATEWIDE TRANSPORTATION IMPROVEMENT PROGRAM**  
**TIP FY 2011-2014**  
**SAN ANTONIO-BEXAR COUNTY METROPOLITAN PLANNING ORGANIZATION**  
**FY 2014**

<b>TxDOT District</b>	<b>County</b>	<b>CSJ</b>	<b>Hwy</b>	<b>Phase</b>	<b>City</b>	<b>Project Sponsor</b>	<b>MPO Proj ID No.</b>	<b>Year of Expenditure Cost</b>
-----------------------	---------------	------------	------------	--------------	-------------	------------------------	------------------------	---------------------------------

**FEDERALLY FUNDED  
TRANSIT PROJECTS**

This page intentionally left blank.

## FY 2011 Transit Project Listing

### San Antonio-Bexar County MPO Transportation Improvement Program

San Antonio TxDOT District

YOE=Year of Expenditure

<u>General Project Information</u>		<u>Funding Information (YOE)</u>	
<b>Project Sponsor:</b>	VIA Metropolitan Transit	<b>Federal Funding Category:</b>	FTA - Section 5307
<b>MPO Project Number:</b>	9000.1	<b>Federal (FTA) Funds:</b>	\$4,000,000
<b>Apportionment Year:</b>	2011	<b>State Funds from TxDOT:</b>	\$0
<b>Project Phase:</b>	N/A	<b>Other Funds:</b>	\$1,000,000
<b>Project Description:</b>	Transit: Bus Rapid Transit Fredericksburg Road Corridor Transfer \$5,000,000 from STP-MM (FY 2010)	<b>Fiscal Year Cost:</b>	\$5,000,000
		<b>Total Project Cost:</b>	\$86,174,840
		<b>TDC Requested:</b>	\$0
		<b>TDC Awarded:</b>	\$0
		<b>Date TDC Awarded:</b>	N/A
<b>Section 5309 ID #:</b>	N/A		

<u>General Project Information</u>		<u>Funding Information (YOE)</u>	
<b>Project Sponsor:</b>	VIA Metropolitan Transit	<b>Federal Funding Category:</b>	FTA - Section 5307
<b>MPO Project Number:</b>	9000.2	<b>Federal (FTA) Funds:</b>	\$2,560,000
<b>Apportionment Year:</b>	2011	<b>State Funds from TxDOT:</b>	\$0
<b>Project Phase:</b>	N/A	<b>Other Funds:</b>	\$640,000
<b>Project Description:</b>	Transit: Bus Rapid Transit Fredericksburg Road Corridor Transfer \$3,200,000 from STP-MM (FY 2011)	<b>Fiscal Year Cost:</b>	\$3,200,000
		<b>Total Project Cost:</b>	\$86,174,840
		<b>TDC Requested:</b>	\$0
		<b>TDC Awarded:</b>	\$0
		<b>Date TDC Awarded:</b>	N/A
<b>Section 5309 ID #:</b>	N/A		

<u>General Project Information</u>		<u>Funding Information (YOE)</u>	
<b>Project Sponsor:</b>	VIA Metropolitan Transit	<b>Federal Funding Category:</b>	FTA - Section 5307
<b>MPO Project Number:</b>	9901.3	<b>Federal (FTA) Funds:</b>	\$17,374
<b>Apportionment Year:</b>	2011	<b>State Funds from TxDOT:</b>	\$0
<b>Project Phase:</b>	C,CM	<b>Other Funds:</b>	\$4,343
<b>Project Description:</b>	Transit: Bus Rapid Transit Westside Multimodal Facility Construction, Construction Management	<b>Fiscal Year Cost:</b>	\$21,717
		<b>Total Project Cost:</b>	\$86,174,840
		<b>TDC Requested:</b>	\$0
		<b>TDC Awarded:</b>	\$0
		<b>Date TDC Awarded:</b>	N/A
<b>Section 5309 ID #:</b>	N/A		

<u>General Project Information</u>		<u>Funding Information (YOE)</u>	
<b>Project Sponsor:</b>	VIA Metropolitan Transit	<b>Federal Funding Category:</b>	FTA - Section 5307
<b>MPO Project Number:</b>	9902.3	<b>Federal (FTA) Funds:</b>	\$1,225,450
<b>Apportionment Year:</b>	2011	<b>State Funds from TxDOT:</b>	\$0
<b>Project Phase:</b>	PE,D,Env,C,CM	<b>Other Funds:</b>	\$306,362
<b>Project Description:</b>	Transit: Bus Rapid Transit Medical Center Transit Center PE/Design/Land Acq/Construction/Constr Mgmt	<b>Fiscal Year Cost:</b>	\$1,531,812
		<b>Total Project Cost:</b>	\$86,174,840
		<b>TDC Requested:</b>	\$0
		<b>TDC Awarded:</b>	\$0
		<b>Date TDC Awarded:</b>	N/A
<b>Section 5309 ID #:</b>	N/A		

## FY 2011 Transit Project Listing

### San Antonio-Bexar County MPO Transportation Improvement Program

San Antonio TxDOT District

YOE=Year of Expenditure

<u>General Project Information</u>		<u>Funding Information (YOE)</u>	
<b>Project Sponsor:</b>	VIA Metropolitan Transit	<b>Federal Funding Category:</b>	FTA - Section 5307
<b>MPO Project Number:</b>	9903.3	<b>Federal (FTA) Funds:</b>	\$6,715,658
<b>Apportionment Year:</b>	2011	<b>State Funds from TxDOT:</b>	\$0
<b>Project Phase:</b>	PE,D,Env,C,CM	<b>Other Funds:</b>	\$1,678,915
<b>Project Description:</b>	Transit: Bus Rapid Transit Fredericksburg Road Corridor PE/Design/Land Acq/Construction/Constr Mgmt	<b>Fiscal Year Cost:</b>	\$8,394,573
		<b>Total Project Cost:</b>	\$86,174,840
		<b>TDC Requested:</b>	\$0
		<b>TDC Awarded:</b>	\$0
		<b>Date TDC Awarded:</b>	N/A
<b>Section 5309 ID #:</b>	N/A		

<u>General Project Information</u>		<u>Funding Information (YOE)</u>	
<b>Project Sponsor:</b>	VIA Metropolitan Transit	<b>Federal Funding Category:</b>	FTA - Section 5307
<b>MPO Project Number:</b>	9904.3	<b>Federal (FTA) Funds:</b>	\$26,400
<b>Apportionment Year:</b>	2011	<b>State Funds from TxDOT:</b>	\$0
<b>Project Phase:</b>	C,CM	<b>Other Funds:</b>	\$6,600
<b>Project Description:</b>	Transit: Bus Rapid Transit Passenger Stations Construction, Construction management	<b>Fiscal Year Cost:</b>	\$33,000
		<b>Total Project Cost:</b>	\$86,174,840
		<b>TDC Requested:</b>	\$0
		<b>TDC Awarded:</b>	\$0
		<b>Date TDC Awarded:</b>	N/A
<b>Section 5309 ID #:</b>	N/A		

<u>General Project Information</u>		<u>Funding Information (YOE)</u>	
<b>Project Sponsor:</b>	VIA Metropolitan Transit	<b>Federal Funding Category:</b>	FTA - Section 5307
<b>MPO Project Number:</b>	9905.2	<b>Federal (FTA) Funds:</b>	\$400,000
<b>Apportionment Year:</b>	2011	<b>State Funds from TxDOT:</b>	\$0
<b>Project Phase:</b>	N/A	<b>Other Funds:</b>	\$100,000
<b>Project Description:</b>	Transit: Bus Rapid Transit Program Management -	<b>Fiscal Year Cost:</b>	\$500,000
		<b>Total Project Cost:</b>	\$86,174,840
		<b>TDC Requested:</b>	\$0
		<b>TDC Awarded:</b>	\$0
		<b>Date TDC Awarded:</b>	N/A
<b>Section 5309 ID #:</b>	N/A		

<u>General Project Information</u>		<u>Funding Information (YOE)</u>	
<b>Project Sponsor:</b>	VIA Metropolitan Transit	<b>Federal Funding Category:</b>	FTA - Section 5307
<b>MPO Project Number:</b>	9907.1	<b>Federal (FTA) Funds:</b>	\$320,000
<b>Apportionment Year:</b>	2011	<b>State Funds from TxDOT:</b>	\$0
<b>Project Phase:</b>	N/A	<b>Other Funds:</b>	\$80,000
<b>Project Description:</b>	Transit: Bus Rapid Transit Tools and Equipment Purchase tools and equipment	<b>Fiscal Year Cost:</b>	\$400,000
		<b>Total Project Cost:</b>	\$86,174,840
		<b>TDC Requested:</b>	\$0
		<b>TDC Awarded:</b>	\$0
		<b>Date TDC Awarded:</b>	N/A
<b>Section 5309 ID #:</b>	N/A		

## FY 2011 Transit Project Listing

### San Antonio-Bexar County MPO Transportation Improvement Program

San Antonio TxDOT District

YOE=Year of Expenditure

<u>General Project Information</u>		<u>Funding Information (YOE)</u>	
<b>Project Sponsor:</b>	VIA Metropolitan Transit	<b>Federal Funding Category:</b>	FTA - Section 5307
<b>MPO Project Number:</b>	9908.1	<b>Federal (FTA) Funds:</b>	\$330,032
<b>Apportionment Year:</b>	2011	<b>State Funds from TxDOT:</b>	\$0
<b>Project Phase:</b>	N/A	<b>Other Funds:</b>	\$82,508
<b>Project Description:</b>	Transit: Bus Rapid Transit Maintenance Facility -	<b>Fiscal Year Cost:</b>	\$412,540
		<b>Total Project Cost:</b>	\$86,174,840
		<b>TDC Requested:</b>	\$0
		<b>TDC Awarded:</b>	\$0
		<b>Date TDC Awarded:</b>	N/A
<b>Section 5309 ID #:</b>	N/A		

<u>General Project Information</u>		<u>Funding Information (YOE)</u>	
<b>Project Sponsor:</b>	VIA Metropolitan Transit	<b>Federal Funding Category:</b>	FTA - Section 5307
<b>MPO Project Number:</b>	9909.1	<b>Federal (FTA) Funds:</b>	\$656,000
<b>Apportionment Year:</b>	2011	<b>State Funds from TxDOT:</b>	\$0
<b>Project Phase:</b>	N/A	<b>Other Funds:</b>	\$164,000
<b>Project Description:</b>	Transit: Bus Rapid Transit Ticket Vending Machines Purchase ticket vending machines	<b>Fiscal Year Cost:</b>	\$820,000
		<b>Total Project Cost:</b>	\$86,174,840
		<b>TDC Requested:</b>	\$0
		<b>TDC Awarded:</b>	\$0
		<b>Date TDC Awarded:</b>	N/A
<b>Section 5309 ID #:</b>	N/A		

<u>General Project Information</u>		<u>Funding Information (YOE)</u>	
<b>Project Sponsor:</b>	VIA Metropolitan Transit	<b>Federal Funding Category:</b>	FTA - Section 5307
<b>MPO Project Number:</b>	9211.3	<b>Federal (FTA) Funds:</b>	\$1,036,000
<b>Apportionment Year:</b>	2011	<b>State Funds from TxDOT:</b>	\$0
<b>Project Phase:</b>	N/A	<b>Other Funds:</b>	\$259,000
<b>Project Description:</b>	Transit: Equipment MIS Hardware Replace and upgrade various hardware components	<b>Fiscal Year Cost:</b>	\$1,295,000
		<b>Total Project Cost:</b>	\$1,295,000
		<b>TDC Requested:</b>	\$0
		<b>TDC Awarded:</b>	\$0
		<b>Date TDC Awarded:</b>	N/A
<b>Section 5309 ID #:</b>	N/A		

<u>General Project Information</u>		<u>Funding Information (YOE)</u>	
<b>Project Sponsor:</b>	VIA Metropolitan Transit	<b>Federal Funding Category:</b>	FTA - Section 5307
<b>MPO Project Number:</b>	9213.3	<b>Federal (FTA) Funds:</b>	\$532,474
<b>Apportionment Year:</b>	2011	<b>State Funds from TxDOT:</b>	\$0
<b>Project Phase:</b>	N/A	<b>Other Funds:</b>	\$133,118
<b>Project Description:</b>	Transit: Equipment Miscellaneous Equipment Replace old non-serviceable equipment	<b>Fiscal Year Cost:</b>	\$665,592
		<b>Total Project Cost:</b>	\$995,592
		<b>TDC Requested:</b>	\$0
		<b>TDC Awarded:</b>	\$0
		<b>Date TDC Awarded:</b>	N/A
<b>Section 5309 ID #:</b>	N/A		

# FY 2011 Transit Project Listing

## San Antonio-Bexar County MPO Transportation Improvement Program

San Antonio TxDOT District

YOE=Year of Expenditure

<u>General Project Information</u>		<u>Funding Information (YOE)</u>	
<b>Project Sponsor:</b>	VIA Metropolitan Transit	<b>Federal Funding Category:</b>	FTA - Section 5307
<b>MPO Project Number:</b>	9204.1	<b>Federal (FTA) Funds:</b>	\$120,000
<b>Apportionment Year:</b>	2011	<b>State Funds from TxDOT:</b>	\$0
<b>Project Phase:</b>	N/A	<b>Other Funds:</b>	\$30,000
<b>Project Description:</b>	Transit: Facility Rehabilitation	<b>Fiscal Year Cost:</b>	\$150,000
	Rehabilitation/Renovation Admin/Maint	<b>Total Project Cost:</b>	\$150,000
		<b>TDC Requested:</b>	\$0
		<b>TDC Awarded:</b>	\$0
		<b>Date TDC Awarded:</b>	N/A
<b>Section 5309 ID #:</b>	N/A		

<u>General Project Information</u>		<u>Funding Information (YOE)</u>	
<b>Project Sponsor:</b>	VIA Metropolitan Transit	<b>Federal Funding Category:</b>	FTA - Section 5307
<b>MPO Project Number:</b>	9701.3	<b>Federal (FTA) Funds:</b>	\$10,602,412
<b>Apportionment Year:</b>	2011	<b>State Funds from TxDOT:</b>	\$0
<b>Project Phase:</b>	N/A	<b>Other Funds:</b>	\$2,650,603
<b>Project Description:</b>	Transit: Other Programs	<b>Fiscal Year Cost:</b>	\$13,253,015
	Preventative Maintenance	<b>Total Project Cost:</b>	\$13,253,015
	Maintenance expenses	<b>TDC Requested:</b>	\$0
		<b>TDC Awarded:</b>	\$0
		<b>Date TDC Awarded:</b>	N/A
<b>Section 5309 ID #:</b>	N/A		

<u>General Project Information</u>		<u>Funding Information (YOE)</u>	
<b>Project Sponsor:</b>	VIA Metropolitan Transit	<b>Federal Funding Category:</b>	FTA - Section 5307
<b>MPO Project Number:</b>	9703.3	<b>Federal (FTA) Funds:</b>	\$2,400,000
<b>Apportionment Year:</b>	2011	<b>State Funds from TxDOT:</b>	\$0
<b>Project Phase:</b>	N/A	<b>Other Funds:</b>	\$600,000
<b>Project Description:</b>	Transit: Other Programs	<b>Fiscal Year Cost:</b>	\$3,000,000
	ADA Complementary Paratransit Expense	<b>Total Project Cost:</b>	\$3,000,000
	-	<b>TDC Requested:</b>	\$0
		<b>TDC Awarded:</b>	\$0
		<b>Date TDC Awarded:</b>	N/A
<b>Section 5309 ID #:</b>	N/A		

<u>General Project Information</u>		<u>Funding Information (YOE)</u>	
<b>Project Sponsor:</b>	VIA Metropolitan Transit	<b>Federal Funding Category:</b>	FTA - Section 5307
<b>MPO Project Number:</b>	9803.3	<b>Federal (FTA) Funds:</b>	\$850,400
<b>Apportionment Year:</b>	2011	<b>State Funds from TxDOT:</b>	\$0
<b>Project Phase:</b>	FD,C,CM	<b>Other Funds:</b>	\$212,600
<b>Project Description:</b>	Transit: Passenger Facilities	<b>Fiscal Year Cost:</b>	\$1,063,000
	Northeast Transfer Center - Naco Pass	<b>Total Project Cost:</b>	\$1,413,000
	Environmental, Prelim Engr, Site Acq	<b>TDC Requested:</b>	\$0
		<b>TDC Awarded:</b>	\$0
		<b>Date TDC Awarded:</b>	N/A
<b>Section 5309 ID #:</b>	N/A		

## FY 2011 Transit Project Listing

### San Antonio-Bexar County MPO Transportation Improvement Program

San Antonio TxDOT District

YOE=Year of Expenditure

<u>General Project Information</u>		<u>Funding Information (YOE)</u>	
<b>Project Sponsor:</b>	VIA Metropolitan Transit	<b>Federal Funding Category:</b>	FTA - Section 5307
<b>MPO Project Number:</b>	9805.3	<b>Federal (FTA) Funds:</b>	\$326,400
<b>Apportionment Year:</b>	2011	<b>State Funds from TxDOT:</b>	\$0
<b>Project Phase:</b>	PE,D,Env,C,CM	<b>Other Funds:</b>	\$81,600
<b>Project Description:</b>	Transit: Passenger Facilities Downtown Stops PE/Design/Land Acq/Construction/Constr Mgmt	<b>Fiscal Year Cost:</b>	\$408,000
		<b>Total Project Cost:</b>	\$725,000
		<b>TDC Requested:</b>	\$0
		<b>TDC Awarded:</b>	\$0
		<b>Date TDC Awarded:</b>	N/A
<b>Section 5309 ID #:</b>	N/A		

<u>General Project Information</u>		<u>Funding Information (YOE)</u>	
<b>Project Sponsor:</b>	VIA Metropolitan Transit	<b>Federal Funding Category:</b>	FTA - Section 5307
<b>MPO Project Number:</b>	9807.3	<b>Federal (FTA) Funds:</b>	\$420,000
<b>Apportionment Year:</b>	2011	<b>State Funds from TxDOT:</b>	\$0
<b>Project Phase:</b>	PE,D,Env,C,CM	<b>Other Funds:</b>	\$105,000
<b>Project Description:</b>	Transit: Passenger Facilities Super Stops PE/Design/Land Acq/Construction/Constr Mgmt	<b>Fiscal Year Cost:</b>	\$525,000
		<b>Total Project Cost:</b>	\$525,000
		<b>TDC Requested:</b>	\$0
		<b>TDC Awarded:</b>	\$0
		<b>Date TDC Awarded:</b>	N/A
<b>Section 5309 ID #:</b>	N/A		

<u>General Project Information</u>		<u>Funding Information (YOE)</u>	
<b>Project Sponsor:</b>	VIA Metropolitan Transit	<b>Federal Funding Category:</b>	FTA - Section 5307
<b>MPO Project Number:</b>	9808.3	<b>Federal (FTA) Funds:</b>	\$65,800
<b>Apportionment Year:</b>	2011	<b>State Funds from TxDOT:</b>	\$0
<b>Project Phase:</b>	C	<b>Other Funds:</b>	\$16,450
<b>Project Description:</b>	Transit: Passenger Facilities Bus Stop Improvements Construction and signage	<b>Fiscal Year Cost:</b>	\$82,250
		<b>Total Project Cost:</b>	\$82,250
		<b>TDC Requested:</b>	\$0
		<b>TDC Awarded:</b>	\$0
		<b>Date TDC Awarded:</b>	N/A
<b>Section 5309 ID #:</b>	N/A		

<u>General Project Information</u>		<u>Funding Information (YOE)</u>	
<b>Project Sponsor:</b>	VIA Metropolitan Transit	<b>Federal Funding Category:</b>	FTA - Section 5307
<b>MPO Project Number:</b>	9106	<b>Federal (FTA) Funds:</b>	\$156,908
<b>Apportionment Year:</b>	2011	<b>State Funds from TxDOT:</b>	\$0
<b>Project Phase:</b>	N/A	<b>Other Funds:</b>	\$39,227
<b>Project Description:</b>	Transit: Vehicle Acquisition Non-Revenue Vehicles (Service Vehicles) Purchase 7 replacement sedans	<b>Fiscal Year Cost:</b>	\$196,135
		<b>Total Project Cost:</b>	\$196,135
		<b>TDC Requested:</b>	\$0
		<b>TDC Awarded:</b>	\$0
		<b>Date TDC Awarded:</b>	N/A
<b>Section 5309 ID #:</b>	N/A		

## FY 2011 Transit Project Listing

### San Antonio-Bexar County MPO Transportation Improvement Program

San Antonio TxDOT District

YOE=Year of Expenditure

<u>General Project Information</u>		<u>Funding Information (YOE)</u>	
<b>Project Sponsor:</b>	VIA Metropolitan Transit	<b>Federal Funding Category:</b>	FTA - Section 5307
<b>MPO Project Number:</b>	9107	<b>Federal (FTA) Funds:</b>	\$256,891
<b>Apportionment Year:</b>	2011	<b>State Funds from TxDOT:</b>	\$0
<b>Project Phase:</b>	N/A	<b>Other Funds:</b>	\$64,223
<b>Project Description:</b>	Transit: Vehicle Acquisition Non-Revenue Vehicles (Service Vehicles) Purchase 10 replacement trucks	<b>Fiscal Year Cost:</b>	\$321,114
		<b>Total Project Cost:</b>	\$321,114
		<b>TDC Requested:</b>	\$0
		<b>TDC Awarded:</b>	\$0
		<b>Date TDC Awarded:</b>	N/A
<b>Section 5309 ID #:</b>	N/A		

<u>General Project Information</u>		<u>Funding Information (YOE)</u>	
<b>Project Sponsor:</b>	VIA Metropolitan Transit	<b>Federal Funding Category:</b>	FTA - Section 5309
<b>MPO Project Number:</b>	9999.9	<b>Federal (FTA) Funds:</b>	\$10,000,000
<b>Apportionment Year:</b>	2011	<b>State Funds from TxDOT:</b>	\$0
<b>Project Phase:</b>	N/A	<b>Other Funds:</b>	\$0
<b>Project Description:</b>	Transit: Electric Streetcar Project  Electric streetcar starter segment	<b>Fiscal Year Cost:</b>	\$10,000,000
		<b>Total Project Cost:</b>	\$90,000,000
		<b>TDC Requested:</b>	\$0
		<b>TDC Awarded:</b>	\$0
		<b>Date TDC Awarded:</b>	N/A
<b>Section 5309 ID #:</b>	N/A		

<u>General Project Information</u>		<u>Funding Information (YOE)</u>	
<b>Project Sponsor:</b>	TxDOT	<b>Federal Funding Category:</b>	FTA - Section 5310
<b>MPO Project Number:</b>	9950.3	<b>Federal (FTA) Funds:</b>	\$637,751
<b>Apportionment Year:</b>	2011	<b>State Funds from TxDOT:</b>	\$0
<b>Project Phase:</b>	N/A	<b>Other Funds:</b>	\$159,438
<b>Project Description:</b>	Transit: Elderly & Disabled Program San Antonio, Bexar County, Texas Lump Sum Amount: Transit: Elderly & Disabled Program	<b>Fiscal Year Cost:</b>	\$797,189
		<b>Total Project Cost:</b>	\$797,189
		<b>TDC Requested:</b>	\$0
		<b>TDC Awarded:</b>	\$0
		<b>Date TDC Awarded:</b>	N/A
<b>Section 5309 ID #:</b>	N/A		

<u>General Project Information</u>		<u>Funding Information (YOE)</u>	
<b>Project Sponsor:</b>	VIA Metropolitan Transit	<b>Federal Funding Category:</b>	FTA - Section 5316
<b>MPO Project Number:</b>	9650.1	<b>Federal (FTA) Funds:</b>	\$1,040,000
<b>Apportionment Year:</b>	2011	<b>State Funds from TxDOT:</b>	\$0
<b>Project Phase:</b>	N/A	<b>Other Funds:</b>	\$1,040,000
<b>Project Description:</b>	Transit: Other Programs Job Access/Reverse Commute -	<b>Fiscal Year Cost:</b>	\$2,080,000
		<b>Total Project Cost:</b>	\$2,080,000
		<b>TDC Requested:</b>	\$0
		<b>TDC Awarded:</b>	\$0
		<b>Date TDC Awarded:</b>	N/A
<b>Section 5309 ID #:</b>	N/A		

## FY 2011 Transit Project Listing

### San Antonio-Bexar County MPO Transportation Improvement Program

San Antonio TxDOT District

YOE=Year of Expenditure

<b>General Project Information</b>		<b>Funding Information (YOE)</b>	
<b>Project Sponsor:</b>	VIA Metropolitan Transit	<b>Federal Funding Category:</b>	FTA - Section 5317
<b>MPO Project Number:</b>	9710.1	<b>Federal (FTA) Funds:</b>	\$400,000
<b>Apportionment Year:</b>	2011	<b>State Funds from TxDOT:</b>	\$0
<b>Project Phase:</b>	N/A	<b>Other Funds:</b>	\$400,000
<b>Project Description:</b>	Transit: Other Programs New Freedom Program -	<b>Fiscal Year Cost:</b>	\$800,000
		<b>Total Project Cost:</b>	\$800,000
		<b>TDC Requested:</b>	\$0
		<b>TDC Awarded:</b>	\$0
		<b>Date TDC Awarded:</b>	N/A
<b>Section 5309 ID #:</b>	N/A		

## FY 2012 Transit Project Listing

### San Antonio-Bexar County MPO Transportation Improvement Program

San Antonio TxDOT District

YOE=Year of Expenditure

<u>General Project Information</u>		<u>Funding Information (YOE)</u>	
<b>Project Sponsor:</b>	VIA Metropolitan Transit	<b>Federal Funding Category:</b>	FTA - Section 5307
<b>MPO Project Number:</b>	9000.3	<b>Federal (FTA) Funds:</b>	\$3,440,000
<b>Apportionment Year:</b>	2012	<b>State Funds from TxDOT:</b>	\$0
<b>Project Phase:</b>	N/A	<b>Other Funds:</b>	\$860,000
<b>Project Description:</b>	Transit: Bus Rapid Transit Fredericksburg Road Corridor Transfer \$4,300,000 from STP-MM (FY 2012)	<b>Fiscal Year Cost:</b>	\$4,300,000
		<b>Total Project Cost:</b>	\$86,174,840
		<b>TDC Requested:</b>	\$0
		<b>TDC Awarded:</b>	\$0
		<b>Date TDC Awarded:</b>	N/A
<b>Section 5309 ID #:</b>	N/A		

<u>General Project Information</u>		<u>Funding Information (YOE)</u>	
<b>Project Sponsor:</b>	VIA Metropolitan Transit	<b>Federal Funding Category:</b>	FTA - Section 5307
<b>MPO Project Number:</b>	9903.2	<b>Federal (FTA) Funds:</b>	\$145,254
<b>Apportionment Year:</b>	2012	<b>State Funds from TxDOT:</b>	\$0
<b>Project Phase:</b>	N/A	<b>Other Funds:</b>	\$36,314
<b>Project Description:</b>	Transit: Bus Rapid Transit Fredericksburg Road Corridor	<b>Fiscal Year Cost:</b>	\$181,568
		<b>Total Project Cost:</b>	\$86,174,840
		<b>TDC Requested:</b>	\$0
		<b>TDC Awarded:</b>	\$0
		<b>Date TDC Awarded:</b>	N/A
<b>Section 5309 ID #:</b>	N/A		

<u>General Project Information</u>		<u>Funding Information (YOE)</u>	
<b>Project Sponsor:</b>	VIA Metropolitan Transit	<b>Federal Funding Category:</b>	FTA - Section 5307
<b>MPO Project Number:</b>	9903.4	<b>Federal (FTA) Funds:</b>	\$4,800,000
<b>Apportionment Year:</b>	2012	<b>State Funds from TxDOT:</b>	\$0
<b>Project Phase:</b>	PE,D,Env,C,CM	<b>Other Funds:</b>	\$1,200,000
<b>Project Description:</b>	Transit: Bus Rapid Transit Fredericksburg Road Corridor PE/Design/Land Acq/Construction/Constr Mgmt	<b>Fiscal Year Cost:</b>	\$6,000,000
		<b>Total Project Cost:</b>	\$86,174,840
		<b>TDC Requested:</b>	\$0
		<b>TDC Awarded:</b>	\$0
		<b>Date TDC Awarded:</b>	N/A
<b>Section 5309 ID #:</b>	N/A		

<u>General Project Information</u>		<u>Funding Information (YOE)</u>	
<b>Project Sponsor:</b>	VIA Metropolitan Transit	<b>Federal Funding Category:</b>	FTA - Section 5307
<b>MPO Project Number:</b>	9904.4	<b>Federal (FTA) Funds:</b>	\$216,000
<b>Apportionment Year:</b>	2012	<b>State Funds from TxDOT:</b>	\$0
<b>Project Phase:</b>	C,CM	<b>Other Funds:</b>	\$54,000
<b>Project Description:</b>	Transit: Bus Rapid Transit Passenger Stations Construction, Construction management	<b>Fiscal Year Cost:</b>	\$270,000
		<b>Total Project Cost:</b>	\$86,174,840
		<b>TDC Requested:</b>	\$0
		<b>TDC Awarded:</b>	\$0
		<b>Date TDC Awarded:</b>	N/A
<b>Section 5309 ID #:</b>	N/A		

## FY 2012 Transit Project Listing

### San Antonio-Bexar County MPO Transportation Improvement Program

San Antonio TxDOT District

YOE=Year of Expenditure

<u>General Project Information</u>		<u>Funding Information (YOE)</u>	
<b>Project Sponsor:</b>	VIA Metropolitan Transit	<b>Federal Funding Category:</b>	FTA - Section 5307
<b>MPO Project Number:</b>	9905.3	<b>Federal (FTA) Funds:</b>	\$40,000
<b>Apportionment Year:</b>	2012	<b>State Funds from TxDOT:</b>	\$0
<b>Project Phase:</b>	N/A	<b>Other Funds:</b>	\$10,000
<b>Project Description:</b>	Transit: Bus Rapid Transit Program Management -	<b>Fiscal Year Cost:</b>	\$50,000
		<b>Total Project Cost:</b>	\$86,174,840
		<b>TDC Requested:</b>	\$0
		<b>TDC Awarded:</b>	\$0
		<b>Date TDC Awarded:</b>	N/A
<b>Section 5309 ID #:</b>	N/A		

<u>General Project Information</u>		<u>Funding Information (YOE)</u>	
<b>Project Sponsor:</b>	VIA Metropolitan Transit	<b>Federal Funding Category:</b>	FTA - Section 5307
<b>MPO Project Number:</b>	9906.2	<b>Federal (FTA) Funds:</b>	\$8,000,000
<b>Apportionment Year:</b>	2012	<b>State Funds from TxDOT:</b>	\$0
<b>Project Phase:</b>	N/A	<b>Other Funds:</b>	\$2,000,000
<b>Project Description:</b>	Transit: Bus Rapid Transit Revenue Vehicles Purchase 10 60' articulated buses	<b>Fiscal Year Cost:</b>	\$10,000,000
		<b>Total Project Cost:</b>	\$86,174,840
		<b>TDC Requested:</b>	\$0
		<b>TDC Awarded:</b>	\$0
		<b>Date TDC Awarded:</b>	N/A
<b>Section 5309 ID #:</b>	N/A		

<u>General Project Information</u>		<u>Funding Information (YOE)</u>	
<b>Project Sponsor:</b>	VIA Metropolitan Transit	<b>Federal Funding Category:</b>	FTA - Section 5307
<b>MPO Project Number:</b>	9909.2	<b>Federal (FTA) Funds:</b>	\$656,000
<b>Apportionment Year:</b>	2012	<b>State Funds from TxDOT:</b>	\$0
<b>Project Phase:</b>	N/A	<b>Other Funds:</b>	\$164,000
<b>Project Description:</b>	Transit: Bus Rapid Transit Ticket Vending Machines Purchase ticket vending machines	<b>Fiscal Year Cost:</b>	\$820,000
		<b>Total Project Cost:</b>	\$86,174,840
		<b>TDC Requested:</b>	\$0
		<b>TDC Awarded:</b>	\$0
		<b>Date TDC Awarded:</b>	N/A
<b>Section 5309 ID #:</b>	N/A		

<u>General Project Information</u>		<u>Funding Information (YOE)</u>	
<b>Project Sponsor:</b>	VIA Metropolitan Transit	<b>Federal Funding Category:</b>	FTA - Section 5307
<b>MPO Project Number:</b>	9211.4	<b>Federal (FTA) Funds:</b>	\$242,520
<b>Apportionment Year:</b>	2012	<b>State Funds from TxDOT:</b>	\$0
<b>Project Phase:</b>	N/A	<b>Other Funds:</b>	\$60,630
<b>Project Description:</b>	Transit: Equipment MIS Hardware Replace and upgrade various hardware components	<b>Fiscal Year Cost:</b>	\$303,150
		<b>Total Project Cost:</b>	\$303,150
		<b>TDC Requested:</b>	\$0
		<b>TDC Awarded:</b>	\$0
		<b>Date TDC Awarded:</b>	N/A
<b>Section 5309 ID #:</b>	N/A		

## FY 2012 Transit Project Listing

### San Antonio-Bexar County MPO Transportation Improvement Program

San Antonio TxDOT District

YOE=Year of Expenditure

<u>General Project Information</u>		<u>Funding Information (YOE)</u>	
<b>Project Sponsor:</b>	VIA Metropolitan Transit	<b>Federal Funding Category:</b>	FTA - Section 5307
<b>MPO Project Number:</b>	9213.5	<b>Federal (FTA) Funds:</b>	\$541,975
<b>Apportionment Year:</b>	2012	<b>State Funds from TxDOT:</b>	\$0
<b>Project Phase:</b>	N/A	<b>Other Funds:</b>	\$135,494
<b>Project Description:</b>	Transit: Equipment	<b>Fiscal Year Cost:</b>	\$677,469
	Miscellaneous Equipment	<b>Total Project Cost:</b>	\$677,469
	Replace old non-serviceable equipment	<b>TDC Requested:</b>	\$0
		<b>TDC Awarded:</b>	\$0
		<b>Date TDC Awarded:</b>	N/A
<b>Section 5309 ID #:</b>	N/A		

<u>General Project Information</u>		<u>Funding Information (YOE)</u>	
<b>Project Sponsor:</b>	VIA Metropolitan Transit	<b>Federal Funding Category:</b>	FTA - Section 5307
<b>MPO Project Number:</b>	9204.2	<b>Federal (FTA) Funds:</b>	\$120,000
<b>Apportionment Year:</b>	2012	<b>State Funds from TxDOT:</b>	\$0
<b>Project Phase:</b>	N/A	<b>Other Funds:</b>	\$30,000
<b>Project Description:</b>	Transit: Facility Rehabilitation	<b>Fiscal Year Cost:</b>	\$150,000
	Rehabilitation/Renovation Admin/Maint	<b>Total Project Cost:</b>	\$150,000
		<b>TDC Requested:</b>	\$0
		<b>TDC Awarded:</b>	\$0
		<b>Date TDC Awarded:</b>	N/A
<b>Section 5309 ID #:</b>	N/A		

<u>General Project Information</u>		<u>Funding Information (YOE)</u>	
<b>Project Sponsor:</b>	VIA Metropolitan Transit	<b>Federal Funding Category:</b>	FTA - Section 5307
<b>MPO Project Number:</b>	9703.4	<b>Federal (FTA) Funds:</b>	\$2,400,000
<b>Apportionment Year:</b>	2012	<b>State Funds from TxDOT:</b>	\$0
<b>Project Phase:</b>	N/A	<b>Other Funds:</b>	\$600,000
<b>Project Description:</b>	Transit: Other Programs	<b>Fiscal Year Cost:</b>	\$3,000,000
	ADA Complementary Paratransit Expense	<b>Total Project Cost:</b>	\$3,000,000
	-	<b>TDC Requested:</b>	\$0
		<b>TDC Awarded:</b>	\$0
		<b>Date TDC Awarded:</b>	N/A
<b>Section 5309 ID #:</b>	N/A		

<u>General Project Information</u>		<u>Funding Information (YOE)</u>	
<b>Project Sponsor:</b>	VIA Metropolitan Transit	<b>Federal Funding Category:</b>	FTA - Section 5307
<b>MPO Project Number:</b>	9704.4	<b>Federal (FTA) Funds:</b>	\$9,320,436
<b>Apportionment Year:</b>	2012	<b>State Funds from TxDOT:</b>	\$0
<b>Project Phase:</b>	N/A	<b>Other Funds:</b>	\$2,330,109
<b>Project Description:</b>	Transit: Other Programs	<b>Fiscal Year Cost:</b>	\$11,650,545
	Preventative Maintenance	<b>Total Project Cost:</b>	\$11,650,545
	Maintenance expenses	<b>TDC Requested:</b>	\$0
		<b>TDC Awarded:</b>	\$0
		<b>Date TDC Awarded:</b>	N/A
<b>Section 5309 ID #:</b>	N/A		

## FY 2012 Transit Project Listing

### San Antonio-Bexar County MPO Transportation Improvement Program

San Antonio TxDOT District

YOE=Year of Expenditure

<u>General Project Information</u>		<u>Funding Information (YOE)</u>	
<b>Project Sponsor:</b>	VIA Metropolitan Transit	<b>Federal Funding Category:</b>	FTA - Section 5307
<b>MPO Project Number:</b>	9807.4	<b>Federal (FTA) Funds:</b>	\$480,000
<b>Apportionment Year:</b>	2012	<b>State Funds from TxDOT:</b>	\$0
<b>Project Phase:</b>	PE,D,Env,C,CM	<b>Other Funds:</b>	\$120,000
<b>Project Description:</b>	Transit: Passenger Facilities Super Stops PE/Design/Land Acq/Construction/Constr Mgmt	<b>Fiscal Year Cost:</b>	\$600,000
		<b>Total Project Cost:</b>	\$600,000
		<b>TDC Requested:</b>	\$0
		<b>TDC Awarded:</b>	\$0
		<b>Date TDC Awarded:</b>	N/A
<b>Section 5309 ID #:</b>	N/A		

<u>General Project Information</u>		<u>Funding Information (YOE)</u>	
<b>Project Sponsor:</b>	VIA Metropolitan Transit	<b>Federal Funding Category:</b>	FTA - Section 5307
<b>MPO Project Number:</b>	9808.4	<b>Federal (FTA) Funds:</b>	\$173,800
<b>Apportionment Year:</b>	2012	<b>State Funds from TxDOT:</b>	\$0
<b>Project Phase:</b>	C	<b>Other Funds:</b>	\$43,450
<b>Project Description:</b>	Transit: Passenger Facilities Bus Stop Improvements Construction and signage	<b>Fiscal Year Cost:</b>	\$217,250
		<b>Total Project Cost:</b>	\$217,250
		<b>TDC Requested:</b>	\$0
		<b>TDC Awarded:</b>	\$0
		<b>Date TDC Awarded:</b>	N/A
<b>Section 5309 ID #:</b>	N/A		

<u>General Project Information</u>		<u>Funding Information (YOE)</u>	
<b>Project Sponsor:</b>	VIA Metropolitan Transit	<b>Federal Funding Category:</b>	FTA - Section 5307
<b>MPO Project Number:</b>	9110	<b>Federal (FTA) Funds:</b>	\$46,747
<b>Apportionment Year:</b>	2012	<b>State Funds from TxDOT:</b>	\$0
<b>Project Phase:</b>	N/A	<b>Other Funds:</b>	\$11,687
<b>Project Description:</b>	Transit: Vehicle Acquisition Non-Revenue Vehicles (Service Vehicles) Purchase 2 replacement sedans	<b>Fiscal Year Cost:</b>	\$58,434
		<b>Total Project Cost:</b>	\$58,434
		<b>TDC Requested:</b>	\$0
		<b>TDC Awarded:</b>	\$0
		<b>Date TDC Awarded:</b>	N/A
<b>Section 5309 ID #:</b>	N/A		

<u>General Project Information</u>		<u>Funding Information (YOE)</u>	
<b>Project Sponsor:</b>	VIA Metropolitan Transit	<b>Federal Funding Category:</b>	FTA - Section 5307
<b>MPO Project Number:</b>	9111	<b>Federal (FTA) Funds:</b>	\$104,398
<b>Apportionment Year:</b>	2012	<b>State Funds from TxDOT:</b>	\$0
<b>Project Phase:</b>	N/A	<b>Other Funds:</b>	\$26,100
<b>Project Description:</b>	Transit: Vehicle Acquisition Non-Revenue Vehicles (Service Vehicles) Purchase 5 replacement trucks	<b>Fiscal Year Cost:</b>	\$130,498
		<b>Total Project Cost:</b>	\$130,498
		<b>TDC Requested:</b>	\$0
		<b>TDC Awarded:</b>	\$0
		<b>Date TDC Awarded:</b>	N/A
<b>Section 5309 ID #:</b>	N/A		

## FY 2012 Transit Project Listing

### San Antonio-Bexar County MPO Transportation Improvement Program

San Antonio TxDOT District

YOE=Year of Expenditure

<u>General Project Information</u>		<u>Funding Information (YOE)</u>	
<b>Project Sponsor:</b>	VIA Metropolitan Transit	<b>Federal Funding Category:</b>	FTA - Section 5307
<b>MPO Project Number:</b>	9112	<b>Federal (FTA) Funds:</b>	\$34,638
<b>Apportionment Year:</b>	2012	<b>State Funds from TxDOT:</b>	\$0
<b>Project Phase:</b>	N/A	<b>Other Funds:</b>	\$8,659
<b>Project Description:</b>	Transit: Vehicle Acquisition Non-Revenue Vehicles (Service Vehicles) Purchase 1 replacement van	<b>Fiscal Year Cost:</b>	\$43,297
		<b>Total Project Cost:</b>	\$43,297
		<b>TDC Requested:</b>	\$0
		<b>TDC Awarded:</b>	\$0
		<b>Date TDC Awarded:</b>	N/A
<b>Section 5309 ID #:</b>	N/A		

<u>General Project Information</u>		<u>Funding Information (YOE)</u>	
<b>Project Sponsor:</b>	VIA Metropolitan Transit	<b>Federal Funding Category:</b>	FTA - Section 5309
<b>MPO Project Number:</b>	9999.9	<b>Federal (FTA) Funds:</b>	\$0
<b>Apportionment Year:</b>	2012	<b>State Funds from TxDOT:</b>	\$0
<b>Project Phase:</b>	N/A	<b>Other Funds:</b>	\$25,490,000
<b>Project Description:</b>	Transit: Electric Streetcar Project  Electric streetcar starter segment	<b>Fiscal Year Cost:</b>	\$25,490,000
		<b>Total Project Cost:</b>	\$90,000,000
		<b>TDC Requested:</b>	\$0
		<b>TDC Awarded:</b>	\$0
		<b>Date TDC Awarded:</b>	N/A
<b>Section 5309 ID #:</b>	N/A		

<u>General Project Information</u>		<u>Funding Information (YOE)</u>	
<b>Project Sponsor:</b>	VIA Metropolitan Transit	<b>Federal Funding Category:</b>	FTA - Section 5316
<b>MPO Project Number:</b>	9650.2	<b>Federal (FTA) Funds:</b>	\$1,040,000
<b>Apportionment Year:</b>	2012	<b>State Funds from TxDOT:</b>	\$0
<b>Project Phase:</b>	N/A	<b>Other Funds:</b>	\$1,040,000
<b>Project Description:</b>	Transit: Other Programs Job Access/Reverse Commute -	<b>Fiscal Year Cost:</b>	\$2,080,000
		<b>Total Project Cost:</b>	\$2,080,000
		<b>TDC Requested:</b>	\$0
		<b>TDC Awarded:</b>	\$0
		<b>Date TDC Awarded:</b>	N/A
<b>Section 5309 ID #:</b>	N/A		

<u>General Project Information</u>		<u>Funding Information (YOE)</u>	
<b>Project Sponsor:</b>	VIA Metropolitan Transit	<b>Federal Funding Category:</b>	FTA - Section 5317
<b>MPO Project Number:</b>	9710.2	<b>Federal (FTA) Funds:</b>	\$400,000
<b>Apportionment Year:</b>	2012	<b>State Funds from TxDOT:</b>	\$0
<b>Project Phase:</b>	N/A	<b>Other Funds:</b>	\$400,000
<b>Project Description:</b>	Transit: Other Programs New Freedom Program -	<b>Fiscal Year Cost:</b>	\$800,000
		<b>Total Project Cost:</b>	\$800,000
		<b>TDC Requested:</b>	\$0
		<b>TDC Awarded:</b>	\$0
		<b>Date TDC Awarded:</b>	N/A
<b>Section 5309 ID #:</b>	N/A		

## FY 2013 Transit Project Listing

### San Antonio-Bexar County MPO Transportation Improvement Program

San Antonio TxDOT District

YOE=Year of Expenditure

<u>General Project Information</u>		<u>Funding Information (YOE)</u>	
<b>Project Sponsor:</b>	VIA Metropolitan Transit	<b>Federal Funding Category:</b>	FTA - Section 5307
<b>MPO Project Number:</b>	9000.4	<b>Federal (FTA) Funds:</b>	\$9,040,000
<b>Apportionment Year:</b>	2013	<b>State Funds from TxDOT:</b>	\$0
<b>Project Phase:</b>	N/A	<b>Other Funds:</b>	\$2,260,000
<b>Project Description:</b>	Transit: Bus Rapid Transit Fredericksburg Road Corridor Transfer \$11,300,000 from STP-MM (FY 2013)	<b>Fiscal Year Cost:</b>	\$11,300,000
		<b>Total Project Cost:</b>	\$86,174,840
		<b>TDC Requested:</b>	\$0
		<b>TDC Awarded:</b>	\$0
<b>Section 5309 ID #:</b>	N/A	<b>Date TDC Awarded:</b>	N/A

<u>General Project Information</u>		<u>Funding Information (YOE)</u>	
<b>Project Sponsor:</b>	VIA Metropolitan Transit	<b>Federal Funding Category:</b>	FTA - Section 5307
<b>MPO Project Number:</b>	9211.5	<b>Federal (FTA) Funds:</b>	\$296,000
<b>Apportionment Year:</b>	2013	<b>State Funds from TxDOT:</b>	\$0
<b>Project Phase:</b>	N/A	<b>Other Funds:</b>	\$74,000
<b>Project Description:</b>	Transit: Equipment MIS Hardware Replace and upgrade various hardware components	<b>Fiscal Year Cost:</b>	\$370,000
		<b>Total Project Cost:</b>	\$370,000
		<b>TDC Requested:</b>	\$0
		<b>TDC Awarded:</b>	\$0
<b>Section 5309 ID #:</b>	N/A	<b>Date TDC Awarded:</b>	N/A

<u>General Project Information</u>		<u>Funding Information (YOE)</u>	
<b>Project Sponsor:</b>	VIA Metropolitan Transit	<b>Federal Funding Category:</b>	FTA - Section 5307
<b>MPO Project Number:</b>	9213.6	<b>Federal (FTA) Funds:</b>	\$551,677
<b>Apportionment Year:</b>	2013	<b>State Funds from TxDOT:</b>	\$0
<b>Project Phase:</b>	N/A	<b>Other Funds:</b>	\$137,919
<b>Project Description:</b>	Transit: Equipment Miscellaneous Equipment Replace old non-serviceable equipment	<b>Fiscal Year Cost:</b>	\$689,596
		<b>Total Project Cost:</b>	\$689,596
		<b>TDC Requested:</b>	\$0
		<b>TDC Awarded:</b>	\$0
<b>Section 5309 ID #:</b>	N/A	<b>Date TDC Awarded:</b>	N/A

<u>General Project Information</u>		<u>Funding Information (YOE)</u>	
<b>Project Sponsor:</b>	VIA Metropolitan Transit	<b>Federal Funding Category:</b>	FTA - Section 5307
<b>MPO Project Number:</b>	9204.3	<b>Federal (FTA) Funds:</b>	\$3,400,000
<b>Apportionment Year:</b>	2013	<b>State Funds from TxDOT:</b>	\$0
<b>Project Phase:</b>	N/A	<b>Other Funds:</b>	\$850,000
<b>Project Description:</b>	Transit: Facility Rehabilitation Rehabilitation/Renovation Admin/Maint	<b>Fiscal Year Cost:</b>	\$4,250,000
		<b>Total Project Cost:</b>	\$4,250,000
		<b>TDC Requested:</b>	\$0
		<b>TDC Awarded:</b>	\$0
<b>Section 5309 ID #:</b>	N/A	<b>Date TDC Awarded:</b>	N/A

# FY 2013 Transit Project Listing

## San Antonio-Bexar County MPO Transportation Improvement Program

San Antonio TxDOT District

YOE=Year of Expenditure

<u>General Project Information</u>		<u>Funding Information (YOE)</u>	
<b>Project Sponsor:</b>	VIA Metropolitan Transit	<b>Federal Funding Category:</b>	FTA - Section 5307
<b>MPO Project Number:</b>	9702.3	<b>Federal (FTA) Funds:</b>	\$3,200,000
<b>Apportionment Year:</b>	2013	<b>State Funds from TxDOT:</b>	\$0
<b>Project Phase:</b>	N/A	<b>Other Funds:</b>	\$800,000
<b>Project Description:</b>	Transit: Other Programs Capital Cost of Contracting -	<b>Fiscal Year Cost:</b>	\$4,000,000
		<b>Total Project Cost:</b>	\$4,000,000
		<b>TDC Requested:</b>	\$0
		<b>TDC Awarded:</b>	\$0
		<b>Date TDC Awarded:</b>	N/A
<b>Section 5309 ID #:</b>	N/A		

<u>General Project Information</u>		<u>Funding Information (YOE)</u>	
<b>Project Sponsor:</b>	VIA Metropolitan Transit	<b>Federal Funding Category:</b>	FTA - Section 5307
<b>MPO Project Number:</b>	9703.5	<b>Federal (FTA) Funds:</b>	\$2,551,852
<b>Apportionment Year:</b>	2013	<b>State Funds from TxDOT:</b>	\$0
<b>Project Phase:</b>	N/A	<b>Other Funds:</b>	\$637,963
<b>Project Description:</b>	Transit: Other Programs ADA Complementary Paratransit Expense -	<b>Fiscal Year Cost:</b>	\$3,189,815
		<b>Total Project Cost:</b>	\$3,189,815
		<b>TDC Requested:</b>	\$0
		<b>TDC Awarded:</b>	\$0
		<b>Date TDC Awarded:</b>	N/A
<b>Section 5309 ID #:</b>	N/A		

<u>General Project Information</u>		<u>Funding Information (YOE)</u>	
<b>Project Sponsor:</b>	VIA Metropolitan Transit	<b>Federal Funding Category:</b>	FTA - Section 5307
<b>MPO Project Number:</b>	9704.5	<b>Federal (FTA) Funds:</b>	\$15,958,111
<b>Apportionment Year:</b>	2013	<b>State Funds from TxDOT:</b>	\$0
<b>Project Phase:</b>	N/A	<b>Other Funds:</b>	\$3,989,528
<b>Project Description:</b>	Transit: Other Programs Preventative Maintenance Maintenance expenses	<b>Fiscal Year Cost:</b>	\$19,947,639
		<b>Total Project Cost:</b>	\$19,947,639
		<b>TDC Requested:</b>	\$0
		<b>TDC Awarded:</b>	\$0
		<b>Date TDC Awarded:</b>	N/A
<b>Section 5309 ID #:</b>	N/A		

<u>General Project Information</u>		<u>Funding Information (YOE)</u>	
<b>Project Sponsor:</b>	VIA Metropolitan Transit	<b>Federal Funding Category:</b>	FTA - Section 5307
<b>MPO Project Number:</b>	9113	<b>Federal (FTA) Funds:</b>	\$62,728
<b>Apportionment Year:</b>	2013	<b>State Funds from TxDOT:</b>	\$0
<b>Project Phase:</b>	N/A	<b>Other Funds:</b>	\$15,682
<b>Project Description:</b>	Transit: Vehicle Acquisition Non-Revenue Vehicles (Service Vehicles) Purchase 2 replacement trucks	<b>Fiscal Year Cost:</b>	\$78,410
		<b>Total Project Cost:</b>	\$78,410
		<b>TDC Requested:</b>	\$0
		<b>TDC Awarded:</b>	\$0
		<b>Date TDC Awarded:</b>	N/A
<b>Section 5309 ID #:</b>	N/A		

## FY 2013 Transit Project Listing

### San Antonio-Bexar County MPO Transportation Improvement Program

San Antonio TxDOT District

YOE=Year of Expenditure

<u>General Project Information</u>		<u>Funding Information (YOE)</u>	
<b>Project Sponsor:</b>	VIA Metropolitan Transit	<b>Federal Funding Category:</b>	FTA - Section 5307
<b>MPO Project Number:</b>	9114	<b>Federal (FTA) Funds:</b>	\$47,061
<b>Apportionment Year:</b>	2013	<b>State Funds from TxDOT:</b>	\$0
<b>Project Phase:</b>	N/A	<b>Other Funds:</b>	\$11,765
<b>Project Description:</b>	Transit: Vehicle Acquisition Non-Revenue Vehicles (Service Vehicles) Purchase 2 replacement sedans	<b>Fiscal Year Cost:</b>	\$58,826
		<b>Total Project Cost:</b>	\$58,826
		<b>TDC Requested:</b>	\$0
		<b>TDC Awarded:</b>	\$0
		<b>Date TDC Awarded:</b>	N/A
<b>Section 5309 ID #:</b>	N/A		

<u>General Project Information</u>		<u>Funding Information (YOE)</u>	
<b>Project Sponsor:</b>	VIA Metropolitan Transit	<b>Federal Funding Category:</b>	FTA - Section 5309
<b>MPO Project Number:</b>	9999.9	<b>Federal (FTA) Funds:</b>	\$0
<b>Apportionment Year:</b>	2013	<b>State Funds from TxDOT:</b>	\$0
<b>Project Phase:</b>	N/A	<b>Other Funds:</b>	\$39,620,000
<b>Project Description:</b>	Transit: Electric Streetcar Project  Electric streetcar starter segment	<b>Fiscal Year Cost:</b>	\$39,620,000
		<b>Total Project Cost:</b>	\$90,000,000
		<b>TDC Requested:</b>	\$0
		<b>TDC Awarded:</b>	\$0
		<b>Date TDC Awarded:</b>	N/A
<b>Section 5309 ID #:</b>	N/A		

<u>General Project Information</u>		<u>Funding Information (YOE)</u>	
<b>Project Sponsor:</b>	VIA Metropolitan Transit	<b>Federal Funding Category:</b>	FTA - Section 5309
<b>MPO Project Number:</b>	9011	<b>Federal (FTA) Funds:</b>	\$2,515,576
<b>Apportionment Year:</b>	2013	<b>State Funds from TxDOT:</b>	\$0
<b>Project Phase:</b>	N/A	<b>Other Funds:</b>	\$628,894
<b>Project Description:</b>	Transit: Vehicle Acquisition Revenue Vehicles Purchase 35 replacement paratransit vans	<b>Fiscal Year Cost:</b>	\$3,144,470
		<b>Total Project Cost:</b>	\$3,144,470
		<b>TDC Requested:</b>	\$0
		<b>TDC Awarded:</b>	\$0
		<b>Date TDC Awarded:</b>	N/A
<b>Section 5309 ID #:</b>	N/A		

<u>General Project Information</u>		<u>Funding Information (YOE)</u>	
<b>Project Sponsor:</b>	VIA Metropolitan Transit	<b>Federal Funding Category:</b>	FTA - Section 5316
<b>MPO Project Number:</b>	9710.3	<b>Federal (FTA) Funds:</b>	\$1,040,000
<b>Apportionment Year:</b>	2013	<b>State Funds from TxDOT:</b>	\$0
<b>Project Phase:</b>	N/A	<b>Other Funds:</b>	\$1,040,000
<b>Project Description:</b>	Transit: Other Programs New Freedom Program -	<b>Fiscal Year Cost:</b>	\$2,080,000
		<b>Total Project Cost:</b>	\$2,080,000
		<b>TDC Requested:</b>	\$0
		<b>TDC Awarded:</b>	\$0
		<b>Date TDC Awarded:</b>	N/A
<b>Section 5309 ID #:</b>	N/A		

## FY 2013 Transit Project Listing

### San Antonio-Bexar County MPO Transportation Improvement Program

San Antonio TxDOT District

YOE=Year of Expenditure

<b>General Project Information</b>		<b>Funding Information (YOE)</b>	
<b>Project Sponsor:</b>	VIA Metropolitan Transit	<b>Federal Funding Category:</b>	FTA - Section 5317
<b>MPO Project Number:</b>	9650.3	<b>Federal (FTA) Funds:</b>	\$400,000
<b>Apportionment Year:</b>	2013	<b>State Funds from TxDOT:</b>	\$0
<b>Project Phase:</b>	N/A	<b>Other Funds:</b>	\$400,000
<b>Project Description:</b>	Transit: Other Programs Job Access/Reverse Commute -	<b>Fiscal Year Cost:</b>	\$800,000
		<b>Total Project Cost:</b>	\$800,000
		<b>TDC Requested:</b>	\$0
		<b>TDC Awarded:</b>	\$0
		<b>Date TDC Awarded:</b>	N/A
<b>Section 5309 ID #:</b>	N/A		

## FY 2014 Transit Project Listing

### San Antonio-Bexar County MPO Transportation Improvement Program

San Antonio TxDOT District

YOE=Year of Expenditure

<u>General Project Information</u>		<u>Funding Information (YOE)</u>	
<b>Project Sponsor:</b>	VIA Metropolitan Transit	<b>Federal Funding Category:</b>	FTA - Section 5307
<b>MPO Project Number:</b>	9000.5	<b>Federal (FTA) Funds:</b>	\$3,360,000
<b>Apportionment Year:</b>	2014	<b>State Funds from TxDOT:</b>	\$0
<b>Project Phase:</b>	N/A	<b>Other Funds:</b>	\$840,000
<b>Project Description:</b>	Transit: Bus Rapid Transit Fredericksburg Road Corridor Transfer \$4,200,000 from STP-MM (FY 2014)	<b>Fiscal Year Cost:</b>	\$4,200,000
		<b>Total Project Cost:</b>	\$86,174,840
		<b>TDC Requested:</b>	\$0
		<b>TDC Awarded:</b>	\$0
		<b>Date TDC Awarded:</b>	N/A
<b>Section 5309 ID #:</b>	N/A		

<u>General Project Information</u>		<u>Funding Information (YOE)</u>	
<b>Project Sponsor:</b>	VIA Metropolitan Transit	<b>Federal Funding Category:</b>	FTA - Section 5307
<b>MPO Project Number:</b>	9211.6	<b>Federal (FTA) Funds:</b>	\$188,000
<b>Apportionment Year:</b>	2014	<b>State Funds from TxDOT:</b>	\$0
<b>Project Phase:</b>	N/A	<b>Other Funds:</b>	\$47,000
<b>Project Description:</b>	Transit: Equipment MIS Hardware Replace and upgrade various hardware components	<b>Fiscal Year Cost:</b>	\$235,000
		<b>Total Project Cost:</b>	\$235,000
		<b>TDC Requested:</b>	\$0
		<b>TDC Awarded:</b>	\$0
		<b>Date TDC Awarded:</b>	N/A
<b>Section 5309 ID #:</b>	N/A		

<u>General Project Information</u>		<u>Funding Information (YOE)</u>	
<b>Project Sponsor:</b>	VIA Metropolitan Transit	<b>Federal Funding Category:</b>	FTA - Section 5307
<b>MPO Project Number:</b>	9213.7	<b>Federal (FTA) Funds:</b>	\$600,520
<b>Apportionment Year:</b>	2014	<b>State Funds from TxDOT:</b>	\$0
<b>Project Phase:</b>	N/A	<b>Other Funds:</b>	\$150,130
<b>Project Description:</b>	Transit: Equipment Miscellaneous Equipment Replace old non-serviceable equipment	<b>Fiscal Year Cost:</b>	\$750,650
		<b>Total Project Cost:</b>	\$750,650
		<b>TDC Requested:</b>	\$0
		<b>TDC Awarded:</b>	\$0
		<b>Date TDC Awarded:</b>	N/A
<b>Section 5309 ID #:</b>	N/A		

<u>General Project Information</u>		<u>Funding Information (YOE)</u>	
<b>Project Sponsor:</b>	VIA Metropolitan Transit	<b>Federal Funding Category:</b>	FTA - Section 5307
<b>MPO Project Number:</b>	9204.4	<b>Federal (FTA) Funds:</b>	\$1,640,000
<b>Apportionment Year:</b>	2014	<b>State Funds from TxDOT:</b>	\$0
<b>Project Phase:</b>	N/A	<b>Other Funds:</b>	\$410,000
<b>Project Description:</b>	Transit: Facility Rehabilitation Rehabilitation/Renovation Admin/Maint	<b>Fiscal Year Cost:</b>	\$2,050,000
		<b>Total Project Cost:</b>	\$2,050,000
		<b>TDC Requested:</b>	\$0
		<b>TDC Awarded:</b>	\$0
		<b>Date TDC Awarded:</b>	N/A
<b>Section 5309 ID #:</b>	N/A		

## FY 2014 Transit Project Listing

### San Antonio-Bexar County MPO Transportation Improvement Program

San Antonio TxDOT District

YOE=Year of Expenditure

<u>General Project Information</u>		<u>Funding Information (YOE)</u>	
<b>Project Sponsor:</b>	VIA Metropolitan Transit	<b>Federal Funding Category:</b>	FTA - Section 5307
<b>MPO Project Number:</b>	9204.5	<b>Federal (FTA) Funds:</b>	\$1,600,000
<b>Apportionment Year:</b>	2014	<b>State Funds from TxDOT:</b>	\$0
<b>Project Phase:</b>	PE,D,Env,C,CM	<b>Other Funds:</b>	\$400,000
<b>Project Description:</b>	Transit: Facility Rehabilitation Bus Yard Expansion PE/Design/Land Acq/Construction/Constr Mgmt	<b>Fiscal Year Cost:</b>	\$2,000,000
		<b>Total Project Cost:</b>	\$2,000,000
		<b>TDC Requested:</b>	\$0
		<b>TDC Awarded:</b>	\$0
<b>Section 5309 ID #:</b>	N/A	<b>Date TDC Awarded:</b>	N/A

<u>General Project Information</u>		<u>Funding Information (YOE)</u>	
<b>Project Sponsor:</b>	VIA Metropolitan Transit	<b>Federal Funding Category:</b>	FTA - Section 5307
<b>MPO Project Number:</b>	9702.4	<b>Federal (FTA) Funds:</b>	\$3,200,000
<b>Apportionment Year:</b>	2014	<b>State Funds from TxDOT:</b>	\$0
<b>Project Phase:</b>	N/A	<b>Other Funds:</b>	\$800,000
<b>Project Description:</b>	Transit: Other Programs Capital Cost of Contracting -	<b>Fiscal Year Cost:</b>	\$4,000,000
		<b>Total Project Cost:</b>	\$4,000,000
		<b>TDC Requested:</b>	\$0
		<b>TDC Awarded:</b>	\$0
<b>Section 5309 ID #:</b>	N/A	<b>Date TDC Awarded:</b>	N/A

<u>General Project Information</u>		<u>Funding Information (YOE)</u>	
<b>Project Sponsor:</b>	VIA Metropolitan Transit	<b>Federal Funding Category:</b>	FTA - Section 5307
<b>MPO Project Number:</b>	9703.6	<b>Federal (FTA) Funds:</b>	\$2,605,442
<b>Apportionment Year:</b>	2014	<b>State Funds from TxDOT:</b>	\$0
<b>Project Phase:</b>	N/A	<b>Other Funds:</b>	\$651,360
<b>Project Description:</b>	Transit: Other Programs ADA Complementary Paratransit Expense -	<b>Fiscal Year Cost:</b>	\$3,256,802
		<b>Total Project Cost:</b>	\$3,256,802
		<b>TDC Requested:</b>	\$0
		<b>TDC Awarded:</b>	\$0
<b>Section 5309 ID #:</b>	N/A	<b>Date TDC Awarded:</b>	N/A

<u>General Project Information</u>		<u>Funding Information (YOE)</u>	
<b>Project Sponsor:</b>	VIA Metropolitan Transit	<b>Federal Funding Category:</b>	FTA - Section 5307
<b>MPO Project Number:</b>	9704.6	<b>Federal (FTA) Funds:</b>	\$12,598,882
<b>Apportionment Year:</b>	2014	<b>State Funds from TxDOT:</b>	\$0
<b>Project Phase:</b>	N/A	<b>Other Funds:</b>	\$3,149,721
<b>Project Description:</b>	Transit: Other Programs Preventative Maintenance Maintenance expenses	<b>Fiscal Year Cost:</b>	\$15,748,603
		<b>Total Project Cost:</b>	\$15,748,603
		<b>TDC Requested:</b>	\$0
		<b>TDC Awarded:</b>	\$0
<b>Section 5309 ID #:</b>	N/A	<b>Date TDC Awarded:</b>	N/A

## FY 2014 Transit Project Listing

### San Antonio-Bexar County MPO Transportation Improvement Program

San Antonio TxDOT District

YOE=Year of Expenditure

<u>General Project Information</u>		<u>Funding Information (YOE)</u>	
<b>Project Sponsor:</b>	VIA Metropolitan Transit	<b>Federal Funding Category:</b>	FTA - Section 5307
<b>MPO Project Number:</b>	9999.5	<b>Federal (FTA) Funds:</b>	\$2,800,000
<b>Apportionment Year:</b>	2014	<b>State Funds from TxDOT:</b>	\$0
<b>Project Phase:</b>	Acq	<b>Other Funds:</b>	\$700,000
<b>Project Description:</b>	Transit: Passenger Facilities US 281 Transit Facility Land Acquisition	<b>Fiscal Year Cost:</b>	\$3,500,000
		<b>Total Project Cost:</b>	\$3,500,000
		<b>TDC Requested:</b>	\$0
		<b>TDC Awarded:</b>	\$0
		<b>Date TDC Awarded:</b>	N/A
<b>Section 5309 ID #:</b>	N/A		

<u>General Project Information</u>		<u>Funding Information (YOE)</u>	
<b>Project Sponsor:</b>	VIA Metropolitan Transit	<b>Federal Funding Category:</b>	FTA - Section 5307
<b>MPO Project Number:</b>	9302	<b>Federal (FTA) Funds:</b>	\$577,624
<b>Apportionment Year:</b>	2014	<b>State Funds from TxDOT:</b>	\$0
<b>Project Phase:</b>	N/A	<b>Other Funds:</b>	\$144,406
<b>Project Description:</b>	Transit: Training Equipment - -	<b>Fiscal Year Cost:</b>	\$722,030
		<b>Total Project Cost:</b>	\$722,030
		<b>TDC Requested:</b>	\$0
		<b>TDC Awarded:</b>	\$0
		<b>Date TDC Awarded:</b>	N/A
<b>Section 5309 ID #:</b>	N/A		

<u>General Project Information</u>		<u>Funding Information (YOE)</u>	
<b>Project Sponsor:</b>	VIA Metropolitan Transit	<b>Federal Funding Category:</b>	FTA - Section 5307
<b>MPO Project Number:</b>	9301	<b>Federal (FTA) Funds:</b>	\$461,840
<b>Apportionment Year:</b>	2014	<b>State Funds from TxDOT:</b>	\$0
<b>Project Phase:</b>	N/A	<b>Other Funds:</b>	\$115,460
<b>Project Description:</b>	Transit: Training Facility - -	<b>Fiscal Year Cost:</b>	\$577,300
		<b>Total Project Cost:</b>	\$577,300
		<b>TDC Requested:</b>	\$0
		<b>TDC Awarded:</b>	\$0
		<b>Date TDC Awarded:</b>	N/A
<b>Section 5309 ID #:</b>	N/A		

<u>General Project Information</u>		<u>Funding Information (YOE)</u>	
<b>Project Sponsor:</b>	VIA Metropolitan Transit	<b>Federal Funding Category:</b>	FTA - Section 5307
<b>MPO Project Number:</b>	9115	<b>Federal (FTA) Funds:</b>	\$47,100
<b>Apportionment Year:</b>	2014	<b>State Funds from TxDOT:</b>	\$0
<b>Project Phase:</b>	N/A	<b>Other Funds:</b>	\$11,775
<b>Project Description:</b>	Transit: Vehicle Acquisition Non-Revenue Vehicles (Service Vehicles) Purchase 3 replacement trucks	<b>Fiscal Year Cost:</b>	\$58,875
		<b>Total Project Cost:</b>	\$58,875
		<b>TDC Requested:</b>	\$0
		<b>TDC Awarded:</b>	\$0
		<b>Date TDC Awarded:</b>	N/A
<b>Section 5309 ID #:</b>	N/A		

## FY 2014 Transit Project Listing

### San Antonio-Bexar County MPO Transportation Improvement Program

San Antonio TxDOT District

YOE=Year of Expenditure

<u>General Project Information</u>		<u>Funding Information (YOE)</u>	
<b>Project Sponsor:</b>	VIA Metropolitan Transit	<b>Federal Funding Category:</b>	FTA - Section 5307
<b>MPO Project Number:</b>	9116	<b>Federal (FTA) Funds:</b>	\$24,366
<b>Apportionment Year:</b>	2014	<b>State Funds from TxDOT:</b>	\$0
<b>Project Phase:</b>	N/A	<b>Other Funds:</b>	\$6,091
<b>Project Description:</b>	Transit: Vehicle Acquisition Non-Revenue Vehicles (Service Vehicles) Purchase 1 replacement sedan	<b>Fiscal Year Cost:</b>	\$30,457
		<b>Total Project Cost:</b>	\$30,457
		<b>TDC Requested:</b>	\$0
		<b>TDC Awarded:</b>	\$0
		<b>Date TDC Awarded:</b>	N/A
<b>Section 5309 ID #:</b>	N/A		

<u>General Project Information</u>		<u>Funding Information (YOE)</u>	
<b>Project Sponsor:</b>	VIA Metropolitan Transit	<b>Federal Funding Category:</b>	FTA - Section 5309
<b>MPO Project Number:</b>	9999.9	<b>Federal (FTA) Funds:</b>	\$0
<b>Apportionment Year:</b>	2014	<b>State Funds from TxDOT:</b>	\$0
<b>Project Phase:</b>	N/A	<b>Other Funds:</b>	\$12,590,000
<b>Project Description:</b>	Transit: Electric Streetcar Project  Electric streetcar starter segment	<b>Fiscal Year Cost:</b>	\$12,590,000
		<b>Total Project Cost:</b>	\$90,000,000
		<b>TDC Requested:</b>	\$0
		<b>TDC Awarded:</b>	\$0
		<b>Date TDC Awarded:</b>	N/A
<b>Section 5309 ID #:</b>	N/A		

<u>General Project Information</u>		<u>Funding Information (YOE)</u>	
<b>Project Sponsor:</b>	VIA Metropolitan Transit	<b>Federal Funding Category:</b>	FTA - Section 5309
<b>MPO Project Number:</b>	9012	<b>Federal (FTA) Funds:</b>	\$2,715,178
<b>Apportionment Year:</b>	2014	<b>State Funds from TxDOT:</b>	\$0
<b>Project Phase:</b>	N/A	<b>Other Funds:</b>	\$678,795
<b>Project Description:</b>	Transit: Vehicle Acquisition Revenue Vehicles Purchase 37 replacement paratransit vans	<b>Fiscal Year Cost:</b>	\$3,393,973
		<b>Total Project Cost:</b>	\$3,393,973
		<b>TDC Requested:</b>	\$0
		<b>TDC Awarded:</b>	\$0
		<b>Date TDC Awarded:</b>	N/A
<b>Section 5309 ID #:</b>	N/A		

<u>General Project Information</u>		<u>Funding Information (YOE)</u>	
<b>Project Sponsor:</b>	VIA Metropolitan Transit	<b>Federal Funding Category:</b>	FTA - Section 5316
<b>MPO Project Number:</b>	9650.4	<b>Federal (FTA) Funds:</b>	\$1,040,000
<b>Apportionment Year:</b>	2014	<b>State Funds from TxDOT:</b>	\$0
<b>Project Phase:</b>	N/A	<b>Other Funds:</b>	\$1,040,000
<b>Project Description:</b>	Transit: Other Programs Job Access/Reverse Commute -	<b>Fiscal Year Cost:</b>	\$2,080,000
		<b>Total Project Cost:</b>	\$2,080,000
		<b>TDC Requested:</b>	\$0
		<b>TDC Awarded:</b>	\$0
		<b>Date TDC Awarded:</b>	N/A
<b>Section 5309 ID #:</b>	N/A		

## FY 2014 Transit Project Listing

### San Antonio-Bexar County MPO Transportation Improvement Program

San Antonio TxDOT District

YOE=Year of Expenditure

<b>General Project Information</b>		<b>Funding Information (YOE)</b>	
<b>Project Sponsor:</b>	VIA Metropolitan Transit	<b>Federal Funding Category:</b>	FTA - Section 5317
<b>MPO Project Number:</b>	9710.4	<b>Federal (FTA) Funds:</b>	\$400,000
<b>Apportionment Year:</b>	2014	<b>State Funds from TxDOT:</b>	\$0
<b>Project Phase:</b>	N/A	<b>Other Funds:</b>	\$400,000
<b>Project Description:</b>	Transit: Other Programs New Freedom Program -	<b>Fiscal Year Cost:</b>	\$800,000
		<b>Total Project Cost:</b>	\$800,000
		<b>TDC Requested:</b>	\$0
		<b>TDC Awarded:</b>	\$0
		<b>Date TDC Awarded:</b>	N/A
<b>Section 5309 ID #:</b>	N/A		

This page intentionally left blank.

**FINANCIAL PLAN**

This page intentionally left blank.

**San Antonio-Bexar County MPO**  
**FY 2011 - 2014 Transportation Improvement Program**  
**Highway Financial Summary - Year of Expenditure Costs**  
**2011 - 2014 STIP**

**Funding by Category**

Category	Description	FY 2011		FY 2012		FY 2013		FY 2014		Total FY 2011 - 2014	
		Programmed	Authorized	Programmed	Authorized	Programmed	Authorized	Programmed	Authorized	Programmed	Authorized
1 <sup>1</sup>	Preventive Maintenance and Rehabilitation	\$0	\$0	\$0	\$0	\$0	\$0	\$0	\$0	\$0	\$0
2 <sup>2</sup>	Metropolitan Area (TMA) Corridor Projects	\$0	\$0	\$0	\$0	\$21,249,799	\$21,249,799	\$0	\$21,249,799	\$21,249,799	\$42,499,598
3	Urban Area (Non- TMA) Corridor Projects	\$0	\$0	\$0	\$0	\$0	\$0	\$0	\$0	\$0	\$0
4	Statewide Connectivity Corridor Projects	\$0	\$0	\$0	\$0	\$0	\$0	\$0	\$0	\$0	\$0
5	CMAQ	\$0	\$0	\$0	\$0	\$0	\$0	\$0	\$0	\$0	\$0
6 <sup>1</sup>	Structures	\$0	\$0	\$0	\$0	\$0	\$0	\$0	\$0	\$0	\$0
7	Metro Mobility & Rehab	\$43,576,856	\$18,843,410	\$19,483,000	\$19,453,453	\$20,243,938	\$20,302,563	\$16,467,000	\$20,438,684	\$99,770,794	\$79,038,110
7	Unspent Prev Yr STP-MM	\$0	\$24,765,012	\$0	\$31,566	\$0	\$2,019	\$0	\$60,644	\$0	\$24,765,012
7	Total STP-MM Available	\$43,576,856	\$43,608,422	\$19,483,000	\$19,485,019	\$20,243,938	\$20,304,582	\$16,467,000	\$20,499,328	\$99,770,794	\$103,803,122
8 <sup>1</sup>	Safety	\$0	\$0	\$0	\$0	\$0	\$0	\$0	\$0	\$0	\$0
9	Transportation Enhancements	\$0	\$0	\$0	\$0	\$0	\$0	\$0	\$0	\$0	\$0
10	Supplemental Transportation Projects	\$13,805,728	\$13,805,728	\$4,295,000	\$4,295,000	\$1,183,000	\$1,183,000	\$0	\$0	\$19,283,728	\$19,283,728
11 <sup>1</sup>	District Discretionary	\$0	\$0	\$0	\$0	\$0	\$0	\$0	\$0	\$0	\$0
12	Strategic Priority	\$18,000,000	\$18,000,000	\$0	\$0	\$0	\$0	\$0	\$0	\$18,000,000	\$18,000,000
Other	Prop 12	\$132,750,000	\$132,750,000	\$0	\$0	\$0	\$0	\$0	\$0	\$132,750,000	\$132,750,000
Other	Prop 14	\$0	\$0	\$0	\$0	\$0	\$0	\$0	\$0	\$0	\$0
Other	ARRA	\$2,370,000	\$2,370,000	\$0	\$0	\$0	\$0	\$0	\$0	\$2,370,000	\$2,370,000
LC	Local Contributions	\$0	\$0	\$43,725,000	\$43,725,000	\$1,058,291,121	\$1,058,291,121	\$207,240,170	\$207,240,170	\$1,309,256,291	\$1,309,256,291
	<b>Total</b>	<b>\$210,502,584</b>	<b>\$210,534,150</b>	<b>\$67,503,000</b>	<b>\$67,505,019</b>	<b>\$1,100,967,858</b>	<b>\$1,101,028,502</b>	<b>\$223,707,170</b>	<b>\$248,989,297</b>	<b>\$1,602,680,612</b>	<b>\$1,627,962,739</b>

**Funding Participation Source**

Source	FY 2011	FY 2012	FY 2013	FY 2014	Total
<b>Federal</b> (includes local & state match)	\$77,752,584	\$23,778,000	\$42,676,737	\$16,467,000	\$160,674,321
<b>State</b>	\$0	\$0	\$0	\$0	\$0
<b>Local Contributions</b>	\$0	\$43,725,000	\$1,058,291,121	\$207,240,170	\$1,309,256,291
<b>Prop 12</b>	\$132,750,000	\$0	\$0	\$0	\$132,750,000
<b>Prop 14</b>	\$0	\$0	\$0	\$0	\$0
<b>Other (Insert Entity Name)</b>	\$0	\$0	\$0	\$0	\$0
<b>Other (Insert Entity Name)</b>	\$0	\$0	\$0	\$0	\$0
<b>Total</b>	<b>\$210,502,584</b>	<b>\$67,503,000</b>	<b>\$1,100,967,858</b>	<b>\$223,707,170</b>	<b>\$1,602,680,612</b>

Notes:

<sup>1</sup> at TxDOT's direction, grouped project CSJs, primarily funded under these categories, are not to be included in the financial summary

<sup>2</sup> Category 2 (TMF) funding is shown per FHWA's direction

The MPO's allocation of Category 2 (TMF) funding is allocated for years 2013 through 2020 for the following projects in the amounts shown below:

0253-04-138:	US 281 from 0.2 Mi N of Loop 1604 to the County Line	\$112,219,999
2452-01-910:	Loop 1604 from W. Military Drive to Braun Road	\$39,883,716
2452-01-911:	Loop 1604 from Braun Road to SH 16	\$10,737,426
2452-02-915:	Loop 1604 from SH 16 to NW Military Drive (FM 1535)	\$52,971,309
Total:		\$215,812,450

**San Antonio-Bexar County MPO  
 FY 2011 - 2014 Transportation Improvement Program  
 FY 2011 - 2020 Distribution of Category 2 (TMF) Funding to the Alamo Regional Mobility Authority**

CSJ	Project Description	FY 2011	FY 2012	FY 2013	FY 2014	FY 2015	FY 2016	FY 2017	FY 2018	FY 2019	FY 2020	Total
0253-04-138	US 281 from 0.2 mi North of Loop 1604 to Bexar/Comal County Line	\$0	\$0	\$11,049,652	\$11,049,652	\$11,049,652	\$13,178,507	\$13,178,507	\$13,178,507	\$13,178,507	\$26,357,015	\$112,219,999
2452-01-910	Loop 1604 from W. Military Dr. to Braun Rd	\$0	\$0	\$3,927,118	\$3,927,118	\$3,927,118	\$4,683,727	\$4,683,727	\$4,683,727	\$4,683,727	\$9,367,454	\$39,883,716
2452-01-911	Loop 1604 from Braun Rd. to SH 16	\$0	\$0	\$1,057,252	\$1,057,252	\$1,057,252	\$1,260,945	\$1,260,945	\$1,260,945	\$1,260,945	\$2,521,890	\$10,737,426
2452-02-915	Loop 1604 from SH 16 to NW Military (FM 1535)	\$0	\$0	\$5,215,777	\$5,215,777	\$5,215,777	\$6,220,663	\$6,220,663	\$6,220,663	\$6,220,663	\$12,441,326	\$52,971,309
	<b>Total</b>	<b>\$0</b>	<b>\$0</b>	<b>\$21,249,799</b>	<b>\$21,249,799</b>	<b>\$21,249,799</b>	<b>\$25,343,842</b>	<b>\$25,343,842</b>	<b>\$25,343,842</b>	<b>\$25,343,842</b>	<b>\$50,687,685</b>	<b>\$215,812,450</b>

These figures are based on the adopted 2010 Unified Transportation Program which was approved by the Texas Transportation Commission through Minute Order # 112237 on April 29, 2010.

**Transit Financial Summary**  
**San Antonio-Bexar County MPO**  
**FY 2011 - 2014 Transportation Improvement Program**

All Figures in Year of Expenditure (YOE) Dollars

Current as of 6/30/2010

Transit Program	FY 2011			FY 2012			FY 2013		
	Federal	State/Other	Total	Federal	State/Other	Total	Federal	State/Other	Total
1 Sec. 5307 - Urbanized Formula >200K	\$33,018,199	\$8,254,549	\$41,272,748	\$30,761,768	\$7,690,443	\$38,452,211	\$35,107,429	\$8,776,857	\$43,884,286
2 Sec. 5307 - Urbanized Formula <200K	\$0	\$0	\$0	\$0	\$0	\$0	\$0	\$0	\$0
3 Sec. 5309 - Discretionary	\$10,000,000	\$0	\$10,000,000	\$0	\$25,490,000	\$25,490,000	\$2,515,576	\$40,248,894	\$42,764,470
4 Sec. 5310 - Elderly & Individuals w/Disabilities	\$637,751	\$159,438	\$797,189	\$0	\$0	\$0	\$0	\$0	\$0
5 Sec. 5311 - Nonurbanized Formula	\$0	\$0	\$0	\$0	\$0	\$0	\$0	\$0	\$0
6 Sec. 5316 - JARC >200K	\$1,040,000	\$1,040,000	\$2,080,000	\$1,040,000	\$1,040,000	\$2,080,000	\$1,040,000	\$1,040,000	\$2,080,000
7 Sec. 5316 - JARC <200K	\$0	\$0	\$0	\$0	\$0	\$0	\$0	\$0	\$0
8 Sec. 5316 - JARC Nonurbanized	\$0	\$0	\$0	\$0	\$0	\$0	\$0	\$0	\$0
9 Sec. 5317 - New Freedom >200K	\$400,000	\$400,000	\$800,000	\$400,000	\$400,000	\$800,000	\$400,000	\$400,000	\$800,000
10 Sec. 5317 - New Freedom <200K	\$0	\$0	\$0	\$0	\$0	\$0	\$0	\$0	\$0
11 Sec. 5317 - New Freedom Nonurbanized	\$0	\$0	\$0	\$0	\$0	\$0	\$0	\$0	\$0
12 Other FTA	\$0	\$0	\$0	\$0	\$0	\$0	\$0	\$0	\$0
13 Regionally Significant or Other	\$0	\$0	\$0	\$0	\$0	\$0	\$0	\$0	\$0
<b>Total Funds</b>	<b>\$45,095,950</b>	<b>\$9,853,987</b>	<b>\$54,949,937</b>	<b>\$32,201,768</b>	<b>\$34,620,443</b>	<b>\$66,822,211</b>	<b>\$39,063,005</b>	<b>\$50,465,751</b>	<b>\$89,528,756</b>
Transportation Development Credits Requested			\$0			\$0			\$0
Transportation Development Credits Awarded			\$66,760			\$0			\$0

All Figures in Year of Expenditure (YOE) Dollars

Transit Program	FY 2014			Total			Fiscal Years	Federal Amount	Federal Amount plus Local Match
	Federal	State/Other	Total	Federal	State/Other	Total			
1 Sec. 5307 - Urbanized Formula >200K	\$29,703,774	\$7,425,943	\$37,129,717	\$128,591,170	\$32,147,792	\$160,738,962			
2 Sec. 5307 - Urbanized Formula <200K	\$0	\$0	\$0	\$0	\$0	\$0			
3 Sec. 5309 - Discretionary	\$2,715,178	\$13,268,795	\$15,983,973	\$15,230,754	\$79,007,689	\$94,238,443			
4 Sec. 5310 - Elderly & Individuals w/Disabilities	\$0	\$0	\$0	\$637,751	\$159,438	\$797,189			
5 Sec. 5311 - Nonurbanized Formula	\$0	\$0	\$0	\$0	\$0	\$0			
6 Sec. 5316 - JARC >200K	\$1,040,000	\$1,040,000	\$2,080,000	\$4,160,000	\$4,160,000	\$8,320,000			
7 Sec. 5316 - JARC <200K	\$0	\$0	\$0	\$0	\$0	\$0			
8 Sec. 5316 - JARC Nonurbanized	\$0	\$0	\$0	\$0	\$0	\$0			
9 Sec. 5317 - New Freedom >200K	\$400,000	\$400,000	\$800,000	\$1,600,000	\$1,600,000	\$3,200,000	2011	\$6,560,000	\$8,200,000
10 Sec. 5317 - New Freedom <200K	\$0	\$0	\$0	\$0	\$0	\$0	2012	\$3,440,000	\$4,300,000
11 Sec. 5317 - New Freedom Nonurbanized	\$0	\$0	\$0	\$0	\$0	\$0	2013	\$9,040,000	\$11,300,000
12 Other FTA	\$0	\$0	\$0	\$0	\$0	\$0	2014	\$3,360,000	\$4,200,000
13 Regionally Significant or Other	\$0	\$0	\$0	\$0	\$0	\$0	Total	\$22,400,000	\$28,000,000
<b>Total Funds</b>	<b>\$33,858,952</b>	<b>\$22,134,738</b>	<b>\$55,993,690</b>	<b>\$150,219,675</b>	<b>\$117,074,919</b>	<b>\$267,294,594</b>			
Transportation Development Credits Requested			\$0			\$0			
Transportation Development Credits Awarded			\$0			\$0			

Note: The San Antonio-Bexar County Metropolitan Planning Organization Transportation Policy Board is scheduled to flex the following amounts of STP-MM funding to FTA for years 2011 through 2014. Per FHWA, this information is provided in both roadway and transit sections of the TIP. Care should be taken by the user to not double count this funding.

This page intentionally left blank.

**ANNUAL SELF-CERTIFICATION**

This page intentionally left blank.




## MPO SELF-CERTIFICATION


In accordance with Title 43, Part 1, Chapter 15, Subchapter A, Rule §15.5 of the Texas Administrative Code, the Texas Department of Transportation, and the San Antonio-Bexar County Metropolitan Planning Organization, hereby certify that the transportation planning process is addressing the major issues in the metropolitan planning area and is being conducted in accordance with all applicable requirements of:

- (1) 23 U. S. C. 134, 49 U.S.C. 5303, and this subpart;
- (2) In nonattainment and maintenance areas, sections 174 and 176(c) and (d) of the Clean Air Act as amended (42 U.S.C. 7504, 7506 (c) and (d)), and 40 CFR part 93;
- (3) Title VI of the Civil Rights Act of 1964, as amended (42 U.S.C. 2000d-1), 49 CFR part 21;
- (4) 49 U.S.C. 5332, prohibiting discrimination on the basis of race, color, creed, national origin, sex, or age in employment or business opportunity;
- (5) Section 1101(b) of the SAFETEA-LU (Pub. L. 109-59) and 49 CFR part 26 regarding the involvement of disadvantaged business enterprises in USDOT funded projects;
- (6) 23 CFR part 230, regarding the implementation of an equal employment opportunity program on Federal and Federal-aid highway construction contracts;
- (7) The provisions of the Americans with Disabilities Act of 1990 (42 U.S.C. 12101 et seq.) and 49 CFR parts 27, 37, and 38;
- (8) The Older Americans Act, as amended (42 U.S.C. 6101), prohibiting discrimination on the basis of age in programs or activities receiving Federal financial assistance;
- (9) Section 324 of title 23, U.S.C., regarding the prohibition of discrimination based on gender; and
- (10) Section 504 of the Rehabilitation Act of 1973 (29 U.S.C. 794) and 49 CFR part 27 regarding discrimination against individuals with disabilities.


Witness these signatures this 26th day of April 2010.

Texas Department of Transportation  
San Antonio District

  
Mario Medina, P. E.  
District Engineer

  
Isidro B. Martinez  
Witness

San Antonio-Bexar County  
MPO Transportation Policy Board

  
Tommy Adkisson  
Chair

  
Jeannette Bergin  
Witness

This page intentionally left blank.



## **Certification of Planning Process**

The October 28, 1993 Federal regulations, Section 450.334, Subpart A, of Title 23 of the Code of Federal Regulations, mandate that the State and the Metropolitan Planning Organization (MPO) certify that the State planning process is consistent with the requirements of 23 U.S.C. §135; and 49 U.S.C. §5323, and the requirements of the final rule issued on October 28, 1993. In addition, the State and the MPO must certify that the planning process is consistent with the transportation planning and programming related requirements contained in Sections 174 and 176 (c) and (d) of the Clean Air Act, as amended. The requirements of this certification and the actions(s) taken by the San Antonio-Bexar County MPO to comply with those requirements are discussed in the following sections.

### Federal Regulations 23 CFR 450, 23 USC 134, and 49 USC 5303:

Federal regulations require the urban transportation planning process to include activities to support the development and implementation of a long range transportation plan, Metropolitan Transportation Plan (MTP) and a short range transportation plan, the Transportation Improvement Program (TIP) and subsequent project development activities (including the environmental impact assessment process). While all of the activities programmed in the MPO's Budget Document, the Unified Planning Work Program (UPWP), contribute to those requirements, the following lists some of the more recent efforts:

- Program Support
- Support for the Planning Process
- Public Involvement Activities
- Environmental Justice Analysis and Outreach
- Demographic Forecast Modeling Projects
- Geographic Information Systems Activities (includes the use of NEPAassist)
- Pedestrian and Bicycle Facility Data Collection
- Pedestrian and Bicycle Planning Activities (includes Walk & Roll events and Walkable Community Program and Safe Routes to Schools workshops and activities)
- Bicycle Travel Patterns Study
- Traffic Data Collection and Management System
- Traffic Signal Re-timing Studies
- Traffic Safety Planning Study
- Air Quality Planning
- Congestion Management System/Process
- Mode Split Model Development
- Support for the Metropolitan Transportation Plan
- Long Range Comprehensive Transportation Plan (VIA Metropolitan Transit)
- Onboard Transit Origin/Destination Survey
- Rail/Freight Planning
- Regional Coordinated Public Transportation Plan
- Austin-San Antonio Corridor Projects (Passenger Rail)

23 CFR 450.306(f):

The MPO continues to be designated by the Governor with the concurrence of the State and local elected officials. The Transportation Policy Board (i.e., the MPO) consists of elected officials and staff of general purpose governments.

23 CFR 450.312:

Responsibilities for transportation planning are cooperatively determined by the State, the MPO, VIA Metropolitan Transit and participating local governments.

23 CFR 450.314:

The Unified Planning Work Program (UPWP) is developed cooperatively with the State, the MPO, recipients of FTA Section 5307 funds (VIA Metropolitan Transit) and participating local governments. The UPWP is developed and maintained on a two-year cycle.

23 CFR 450.316:

The MPO utilizes a proactive public involvement process that provides complete information, timely public notice, full public access to key decisions, and supports early and continuing involvement of the public in developing plans and TIPs. The MPO's public involvement process meets the necessary requirements and criteria.

23 CFR 450.322:

The year 2035 MTP for San Antonio and Bexar County was developed and approved on December 7, 2009. The recommendations within the MTP were formulated in accordance with the planning requirements of 23 U.S.C Section 135 and 49 U.S.C. Section 5323.

23 CFR 450.324:

At least every two years, or as required by the State of Texas, the San Antonio-Bexar County MPO has prepared and endorsed a Transportation Improvement Program (TIP) which:

- with the passage of SAFETEA-LU, covers a period of not less than four years;
- includes realistic estimates of costs and revenues consistent with estimated funding available;
- is submitted to the Governor for approval, and to the Federal Transit Administration and the Federal Highway Administrator through the State;

- provides required information for all projects, including total project cost and year of expenditure project construction cost.

Section 135 OF Title 23, U.S.C. and Section 5323 OF Title 49, U.S.C.:

These requirements are "...development of transportation systems embracing various modes of transportation in a manner which will efficiently maximize mobility of people and goods within and through urbanized areas and minimize transportation-related fuel consumption and air pollution. To accomplish this objective, metropolitan planning organizations, in cooperation with the State, shall develop transportation plans and programs for urbanized areas of the State. Such plans and programs shall provide for the development of transportation facilities (including pedestrian walkways and bicycle transportation facilities) which will function as an intermodal transportation system for the state, the metropolitan areas, and the nation. The process for developing such plans and programs shall provide for consideration of all modes of transportation and shall be continuing, cooperative, and comprehensive to the degree appropriate, based on the complexity of the transportation problems".

- Long range land use plans and overall development objectives are a functional responsibility of local governments. Demographic forecasts are developed by the local governments as needed. As long range needs are evaluated, consideration is given to their relationship and impact on overall development objectives of local governments. (Demographic Forecast Modeling Projects; Geographic Information Systems Activities; Mode Split Model Development; On-board Transit Origin/Destination Survey; Support for the Metropolitan Transportation Plan; Support for the Planning Process; Long Range Comprehensive Transportation Plan; Regional Coordinated Public Transportation Plan; Rail/Freight Planning; Public Involvement Activities; Environmental Justice Analysis and Outreach)
- Social, economic, and environmental affects of transportation improvements are considered in environmental studies for individual projects. These factors were considered in the overall comparison of alternatives and the selection of projects in the MTP. (Air Quality Planning; Geographic Information Systems Activities; Support for the Metropolitan Transportation Plan; Congestion Management System/Process; Traffic Signal Re-timing Studies; Austin-San Antonio Corridor Projects; Long Range Comprehensive Transportation Plan; Regional Coordinated Public Transportation Plan; Public Involvement Activities; Environmental Justice Analysis and Outreach)
- System performance is considered both in the evaluation of alternatives in the development of the long range plan and in technical studies analyzing existing needs for highway, street, and/or transit improvements. (Support for the Metropolitan Transportation Plan; Congestion Management System/Process; Traffic Signal Re-timing Studies; Traffic Safety Planning Study; Traffic Data Collection and Management System; Mode Split Model Development; Long Range Comprehensive Transportation Plan; Pedestrian and Bicycle Facility Data Collection; Bicycle Travel Patterns Study; Mobility Management Plan; Regional Coordinated Public Transportation Plan)
- Alternative transportation systems management strategies are considered as an integral part of short range planning efforts to address existing problems in both

highway/street and transit. (Support for the Metropolitan Transportation Plan; Long Range Comprehensive Transportation Plan; Congestion Management System/Process; Bicycle and Pedestrian Data Collection; Pedestrian and Bicycle Planning Activities; Bicycle Travel Patterns Study; Traffic Signal Re-timing Studies; On-board Transit Origin/Destination Survey; Austin-San Antonio Corridor Projects; Traffic Safety Planning Study; Mobility Management Plan; Regional Coordinated Public Transportation Plan)

- Alternative investment strategies are considered in the economic/financial analysis of transportation improvements. (Support for the Metropolitan Transportation Plan; Long Range Comprehensive Transportation Plan; Support for the Planning Process; Rail/Freight Planning)
- Plans are developed for modes utilizing travel forecasts based on the same demographic projections and the impact of modal recommendations on different modes is analyzed prior to a final recommendation being formulated. (Support for the Metropolitan Transportation Plan; Long Range Comprehensive Transportation Plan; Demographic Forecast Modeling Projects; Mode Split Model Development; On-board Transit origin/Destination Survey; Air Quality Planning; Rail/Freight Planning; Austin-San Antonio Corridor Projects; Mobility Management Plan; Regional Coordinated Public Transportation Plan )
- Transportation planning and the development of transportation plans and programs have been done on a continuous basis since the mid-1960s. (Program Support; Support for the Planning Process; Support for the Metropolitan Transportation Plan; Long Range Comprehensive Transportation Plan; Public Involvement Activities; Environmental Justice Analysis and Outreach)
- The process maintains a cooperative relationship between the agencies in planning through agency interaction and review at the technical committee levels and direct staff contacts. (Program Support; Support for the Planning Process; Support for the Metropolitan Transportation Plan; Pedestrian and Bicycle Planning Activities; study oversight committees)
- The planning process is comprehensive through the use of local-government developed demographic forecasts and the consideration of their overall development objectives. (Demographic Forecast Modeling Projects)

42 U.S. Code 7504, 7506(c) and (d); The Clean Air Act, Section 174 and 176(c) and (d):

The counties of Bexar, Comal and Guadalupe were designated as “Nonattainment/deferred” with an effective nonattainment date of September 30, 2005. This meant that these three counties were within an Early Action Compact area that does not meet the 8-hour ozone standard, yet which the Environmental Protection Agency as determined to have complied with the March 2004 Early Action Compact milestone for submitting State Implementation Plan (SIP) revisions to the State.

The San Antonio region met all milestones associated with the Early Action Compact and, based on monitor readings for the past three years, and was designated “attainment for ozone” effective April 15, 2008.

Priority for project implementation is normally determined by funding restrictions and decisions by local elected officials. Should this area fail to meet national ambient air quality standards, the air quality impact of proposed projects in the TIP would be a determining factor by local elected officials in developing priorities for implementation.

Title VI of the Civil Rights Act of 1964:

Title VI requires that programs supported by Federal assistance do not discriminate and Federal grant recipients must prepare and follow a program which effects such assurances. A Title VI program has been developed and is updated as required.

Title VI Assurances Filed By State:

These assurances apply to highway project funding in the same manner as the above section applies to transit projects. The San Antonio-Bexar County MPO complies with the requirements of Title VI through the Title VI Program and the requirement that all subrecipients contractually comply with the requirement of Title VI. Assurances are filed by the State.

Section 1101(b) of the Safe, Accountable, Flexible and Efficient Transportation Equity Act: A Legacy for Users (SAFETEA-LU)

This section deals with the requirement that, except to the extent the Secretary of Transportation determines otherwise, not less than 10 percent of the funds authorized to be appropriated under other Titles of the SAFETEA-LU shall be expended with small business concerns owned and controlled by socially and economically disadvantaged individuals. To comply with this requirement, the MPO includes in all agreements with the agencies that receive funds from the MPO a clause requiring that Minority Business Enterprises have the maximum opportunity to participate in the performance of contracts and subcontracts financed in whole or in part with Federal funds. The MPO has established an overall disadvantaged business enterprise participation goal of 25% in all of its third party contracting opportunities. The MPO exceeds this 25% goal. In addition, VIA (a recipient of funds from the MPO) has an adopted Minority Owned/Women Owned Business participation goal for all Federal funds received by them which they normally achieve and/or exceed.

49 CFR Parts 27, 37 and 38 (Americans with Disabilities Act):

Part 27 requires compliance with all applicable requirements of the Americans with Disabilities Act of 1990 (ADA) including the regulations of the Department of Justice implementing Titles II and III of the ADA (28 CFR Parts 35 and 36) and the regulations of the Equal Employment Opportunity Commission implementing Title I of the ADA (29 CFR Part 1630). The Metropolitan Planning Organization meetings are held in accessible facilities and meeting notices contain the following:

*Meetings are accessible to persons with disabilities. To arrange for special assistance or an interpreter, please call (210)-227-8651 OR TDD 1-800-735-2989 (Relay Texas) at least 48 hours in advance.*

Parts 37 and 38 require compliance with the accessible transportation and related provisions of Title II and III of the ADA. VIA Metropolitan Transit indicated full compliance with the ADA Paratransit Service Criteria in January 1995 (ADA Paratransit Plan - Third Annual Update). All of VIA's newly procured transit vehicles are accessible.

23 USC Section 324, Section 504 of the Rehabilitation Act of 1973 (29 USC 794 and 49 CFR part 27), 42 USC 6101, and §( USC 5332:

The Metropolitan Planning Organization is an Equal Employment Opportunity Employer and does not discriminate on the basis of race, color, national origin, religion, age, sex, or disability.

#### Conclusions and Recommendations:

The transportation planning process for the San Antonio-Bexar County metropolitan area is consistent with all applicable Federal requirements. It is therefore recommended the Transportation Policy Board approve the attached MPO Self-Certification for submittal to the State of Texas, the Federal Highway Administration and the Federal Transit Administration.

**PROJECT SELECTION PROCEDURE**

This page intentionally left blank.





**SAN ANTONIO-BEXAR COUNTY  
URBAN TRANSPORTATION STUDY  
METROPOLITAN PLANNING ORGANIZATION  
PROJECT SELECTION PROCEDURES - FY 2011**

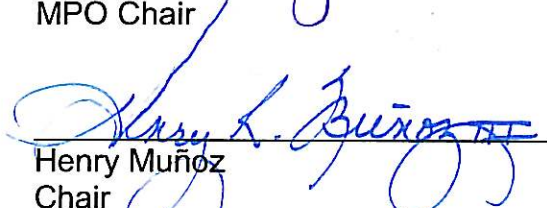
In accordance with Section 134(h)(2) of Title 23 U.S.C. as amended and Section 8(h)(2) of 49 U.S.C. 1601 as amended, the San Antonio-Bexar County Urban Transportation Study Metropolitan Planning Organization (MPO) Transportation Policy Board hereby approves the following Project Selection Procedures:

- 1) The approved Transportation Improvement Program shall be utilized for programming projects within the metropolitan planning area.
- 2) Any project listed in the first year of the approved Transportation Improvement Program shall be considered in the first priority and may be implemented as soon as plans are completed and funds are appropriated.
- 3) Should any projects not be implementable from the first priority, then projects should be selected from the second, third or fourth years which shall be considered the second priority, and those projects may be implemented as plans are completed and funds are appropriated.
- 4) Any projects listed in the second, third or fourth year of the Transportation Improvement Program may be accelerated to the first year of the Transportation Improvement Program as soon as plans are complete, including right-of-way and utility adjustments, and funding is available.
- 5) Projects with "statewide" or "grouped" CSJs will be implemented as outlined in the MPO's Policy 6: Guidelines for Programming Projects in the Transportation Improvement Program.

This procedure was developed cooperatively between the Texas Department of Transportation, VIA Metropolitan Transit and the MPO, signed this the 26<sup>th</sup> day of April 2010 .

  
Tommy Adkisson  
MPO Chair

  
Mario Medina, P.E.  
San Antonio District Engineer  
Texas Department of Transportation

  
Henry Muñoz  
Chair  
VIA Board of Trustees

This page intentionally left blank.

## **APPENDIX A**

### **Policy 5: Public Involvement Process / Public Participation Plan**

This page intentionally left blank.

## **Policy 5: Public Participation Plan**

The following document constitutes the San Antonio-Bexar County Metropolitan Planning Organization's Public Participation Plan (PPP) as prescribed in SAFETEA-LU. This document has been issued for public comment for a period of not less than 45 days prior to formal adoption or revision by the Metropolitan Planning Organization Transportation Policy Board.

### **Guiding Principles for Public Participation**

Federal transportation law states that an MPO will "... provide citizens, affected public agencies, representatives of public transportation employees, freight shippers, providers of freight transportation services, private providers of transportation, representatives of users of public transportation, representatives of users of pedestrian walkways and bicycle transportation facilities, representatives of the disabled, and other interested parties with a reasonable opportunity to comment on the transportation plan." The MPO's public participation process must also adhere to the provisions of Title VI of the Civil Rights Act of 1964 and the Americans With Disabilities Act.

The following principles represent the core values of the MPO's public participation process:

1. People should have a say in transportation decisions that affect their lives.
2. The process should strive to reflect the interests and meet the process needs of participants.
3. The process will actively seek out and facilitate the participation of all those potentially affected.
4. The process will provide individuals with various options in how they wish to participate.
5. The process will provide usable information to permit the public's participation in a meaningful manner.

Given these principles, the MPO's Public Participation performance standards include:

1. Early, proactive and continuous public participation efforts;
2. Reasonable public access to understandable technical and other information;
3. Collaborative input on alternatives, evaluation criteria, and mitigation needs;
4. Open public meetings where matters related to transportation policies, programs, and projects are being considered;
5. Open access to the decision-making process prior to closure;
6. Commitment to seeking out and considering the needs of the traditionally underserved population(s)

### **Purpose of the Public Participation Plan**

This Public Participation Plan (PPP) provides the guideline for public participation activities to be conducted by the San Antonio – Bexar County MPO. The PPP contains the goals and actions of the MPO for public participation in four areas:

1. Regular and special business meetings of the MPO and its advisory committees are conducted in an open public forum with prior notification and provisions for receiving public comment according to Federal law and the Texas Open Meetings and Public Information Acts.
2. Development of the Transportation Improvement Program (TIP), Unified Planning

- Work Program (UPWP) and the Metropolitan Transportation Plan (MTP) include opportunities for public comment prior to adoption by the MPO.
3. Individual planning projects such as corridor studies have individual public participation components, including project-specific Public Participation Plans.
  4. Ongoing updates of MPO activities are provided to the public in several ways, including a bi-weekly e-newsletter, a quarterly hardcopy newsletter and an Internet web site.

## **Public Participation Goals and Actions**

**Goal 1: The MPO will actively engage the public in the transportation planning process according to the goals and actions contained in this Public Participation Plan and State and Federal law.**

1. The MPO will maintain a current database of contacts including at least the following:
  - a. Citizens expressing an interest in transportation planning activities.
  - b. Elected local, state and federal officials
  - c. Affected public agencies and staff
  - d. Representatives of public transportation employees
  - e. Providers of freight transportation services
  - f. Freight shippers
  - g. Private providers of transportation
  - h. Representatives of users of public transportation
  - i. Representatives of users of pedestrian walkways and bicycle transportation facilities
  - j. Representatives of the disabled
  - k. Local media outlets
  - l. Homeowner, neighborhood and resident associations
  - m. Civic and public interest groups
  - n. Business and trade organizations
  - o. City and academic libraries
  - p. Faith-based organizations
  - q. Community-based associations
  - r. Any other interested parties
2. The MPO will mail and/or e-mail meeting announcements and invitations to the MPO contact database or to other targeted groups for upcoming activities with reasonable lead time. For public meetings, announcements will also be placed in the local general circulation newspaper and media. Suitably sized announcements will be printed in both English and Spanish language publications.
3. All MPO meetings will be conducted in accordance with the Americans With Disabilities Act (ADA) and are accessible to persons with disabilities. Arrangements for special assistance or an interpreter can be made by calling the Metropolitan Planning Organization office at (210)-227-8651, or Relay Texas at 1-800-735-2989 at least two (2) business days in advance. The meetings will also be within a reasonable distance of a VIA Metropolitan Transit route.

4. Public participation for a new Transportation Improvement Program (TIP) will include; opportunities for public comment at two Technical Advisory Committee (TAC) meetings and two Transportation Policy Board (TPB) monthly meetings; three public listening sessions and posting the draft TIP for comment on the MPO website.
5. In conjunction with major updates of the Metropolitan Transportation Plan (MTP), the MPO will host at least four (4) public meetings to involve interested parties in the early stages of the plan development. After a draft MTP has been developed and prior to Transportation Policy Board adoption, the MPO will host at least one (1) formal public meeting to solicit comments on the draft plan. A final draft MTP will be presented to the Transportation Policy Board with public comments received for consideration prior to adoption.
6. Routine amendments to the TIP occurring between annual updates require a two-step process. To permit adequate public review and comment, amendments to the TIP will be presented at a meeting of the Transportation Policy Board with action on the amendment occurring at the following Transportation Policy Board meeting (approximately 30 days after initial presentation). Amendments that delete or substantially change the scope of a project will be explicitly listed on both the presentation and action agendas for the Transportation Policy Board meetings.

Routine amendments to the MTP occurring between major updates also require a two-step process. To permit adequate public review and comment, amendments to the MTP will be presented at a meeting of the Transportation Policy Board with action on the amendment occurring at the following Transportation Policy Board meeting (approximately 30 days after initial presentation). Amendments to both documents may be initiated concurrently.

Amendments to the TIP or MTP requiring quick action due to impending federal or state requirements or deadlines (or for other reasons deemed in the community's best interest) may be accomplished by a 75% vote of the Transportation Policy Board quorum present to waive the routine two-step process. In these cases, the Transportation Policy Board will hold a special public hearing within their normal meeting agenda to specifically solicit public comment on the proposed amendment(s). These actions will be emphasized on the meeting agenda which is mailed ten (10) days prior to the Transportation Policy Board meeting thus permitting special public attendance to comment on the action prior to adoption by the Policy Board. Amendments that delete or substantially change the scope of a project will be explicitly listed on both the presentation and action agendas for the Transportation Policy Board meetings.

7. The MPO or lead agency will host at least one (1) formal public meeting to solicit comments on all alternative strategies to be considered in the early stages of any significant transportation study. After draft study results are reported to the Transportation Policy Board, at least one (1) formal public meeting will be held to solicit comments on the draft results. The final report will then be presented to the Transportation Policy Board for action and any comments received from the final public meeting will be presented. The minimum requirements of this public involvement process will be in effect for all significant transportation studies regardless of the lead agency.

8. All public input received by the MPO at public meetings will be documented in meeting summaries. This documentation along with any written comments received will be forwarded to the Study Oversight Committee, Technical Advisory Committee and the Transportation Policy Board for consideration and appropriate action. Actions taken will be documented in official meeting minutes. When significant written and/or oral comments are received from the public on the draft TIP, MTP or significant transportation study a summary, analysis, and report on the disposition of such comments will be made a part of the final documents.
9. In the event the Transportation Policy Board adopts a plan, project, program or study that is "significantly" or "substantially" different in form, content or value from that presented at the last public meeting for the subject, members of the public may request in writing that the Transportation Policy Board hold another public meeting for comment on the adopted version of the plan, project or program. If an additional public meeting is deemed necessary by the Transportation Policy Board, comments from that meeting will be duly recorded and provided to the Transportation Policy Board for additional consideration and a final decision on the matter.

**Goal 2: The MPO will keep the public informed of transportation related activities on a continuous basis.**

1. The MPO will publish a bi-weekly electronic newsletter for distribution to an electronic contact list. The newsletter will include updates on current or recently completed projects, announcements of upcoming meetings, other items of transportation interest and contact information.
2. The MPO will also publish a quarterly hardcopy newsletter for distribution to the contact mailing list and to the electronic contact list.
3. The MPO will make significant transportation publications and work products readily available to the public via the Internet, the Library system and the MPO office staff.
4. MPO staff will be available to provide general and project-specific information at a central location during normal business hours and after hours at the request of individuals or groups with reasonable notice.
5. The MPO will maintain an Internet web site. The web site will be updated and maintained to provide the most current information available. Other transportation agencies, transportation related businesses, local governments, and interested groups will be encouraged to provide a link to the MPO web site on their organization's web site. The web site will, at a minimum, contain the following information:
  - a. Contact information (mailing address, phone, fax, and e-mail)
  - b. Current MPO and advisory committee memberships
  - c. Meeting agendas and package materials
  - d. Brief descriptions of current projects and studies
  - e. Completed work products and publications
  - f. Bicycle and pedestrian program information and event schedules
  - g. Links to related agencies

6. The MPO will provide information for publication and distribution with newsletters and other publications produced by various special interest groups including, but not limited to:
  - a. Citizens expressing an interest in transportation planning activities.
  - b. Elected local, state and federal officials
  - c. Affected public agencies and staff
  - d. Representatives of public transportation employees
  - e. Providers of freight transportation services
  - f. Freight shippers
  - g. Private providers of transportation
  - h. Representatives of users of public transportation
  - i. Representatives of users of pedestrian walkways and bicycle transportation facilities
  - j. Representatives of the disabled
  - k. Local media outlets
  - l. Homeowner, neighborhood and resident associations
  - m. Civic and public interest groups
  - n. Business and trade organizations
  - o. City and academic libraries
  - p. Faith-based organizations
  - q. Community-based associations
  - r. Traditionally underserved populations
  - s. Any other interested parties
  
7. The MPO will produce an Annual Report for FHWA, FTA and TxDOT to report on activities completed each fiscal year and to document revenues and expenditures of the MPO.
  
8. Copies of materials are available at reproduction and postage costs consistent with the State of Texas Comptroller's policy. Copies of final documents and major updates of the Unified Planning Work Program, Transportation Improvement Program, the Metropolitan Transportation Plan and other major planning studies are posted on the MPO's website for public review.

**Goal 3: The MPO will encourage the participation of all its study area residents, including those defined by FHWA as "traditionally underserved", in the transportation planning process and strive to ensure full and fair participation in the transportation decision making process by all potentially affected communities.**

1. Target audiences will be identified for each planning study conducted by the MPO, including but not limited to:
  - a. Study area residents including "traditionally underserved" populations
  - b. Elected local, state and federal officials
  - c. Affected public agencies and staff
  - d. Representatives of public transportation employees
  - e. Providers of freight transportation services
  - f. Freight shippers
  - g. Private providers of transportation
  - h. Representatives of users of public transportation

- i. Representatives of users of pedestrian walkways and bicycle transportation facilities
  - j. Representatives of the disabled
  - k. Local media outlets
  - l. Homeowner, neighborhood and resident associations
  - m. Civic and public interest groups
  - n. Business and trade organizations
  - o. City and academic libraries
  - p. Faith-based organizations
  - q. Community-based associations
  - r. Any other interested parties
2. The MPO will attempt to hold public meetings at sites and times reasonably available and convenient to potentially affected citizens.
  3. The MPO will use mapping technology in conjunction with census data to identify areas with a concentration of minority or low-income populations. A concentration will be defined as:
    - a. A percentage of the population at the *census block group level* that exceeds 50% for all minority groups.
    - b. An average income at the *census block group level* that is at or below current Department of Health and Human Services poverty guidelines.
  4. The MPO will participate in meetings held in traditionally underserved areas.

**Goal 4: The MPO will continuously strive to improve public participation.**

1. The MPO will continuously evaluate public participation techniques.
2. This PPP will be reviewed and adopted, with revisions if necessary, at least every three (3) years.

**Goal 5: The MPO will participate in the public participation efforts of other transportation agencies and organizations.**

1. The MPO will actively assist local governments and transportation agencies in the development and implementation of public participation techniques for transportation planning and other related studies.
2. MPO staff will attempt to attend and participate in as many transportation partner public participation activities as is feasible to enhance public consideration of transportation issues, plans, and programs and to reduce redundancies and costs.

**Public Participation Techniques**

Public participation is an on-going activity of the MPO with numerous techniques occurring on a continuous basis. Public participation is also an integral part of one-time activities such as

corridor studies and recurring activities such as the TIP process and Metropolitan Transportation Plan updates.

This section contains descriptions of public participation tools currently used by the MPO. Additional tools used by other agencies are included to present a more complete picture of available techniques.

**MPO Web Site**

The site was established in 1998 with basic information about the MPO process, members, meeting times and contact information. The site has been expanded to include information about specific projects undertaken by the MPO. Bicycle, pedestrian and trails information and event schedules are also included. Work products such as the UPWP, TIP and MTP are available from the website. The site provides many links to other transportation related sites from the local to national level. The site is continually maintained and updated by MPO staff and is used to promote regular and special meetings, planning studies, bicycle and pedestrian events, publications and work products.

**MPO Contact Database**

MPO staff maintains a database of all contacts, both business and public, on a continuous basis. The database includes committee membership, mailing information, phone and fax numbers, and e-mail and internet addresses. The database is used for maintaining current committee membership lists, special interest groups and homeowners association contacts and the newsletter mailing list. Membership lists generated using the database are provided to the public, municipalities and other agencies on request. The database will be used to establish and maintain a list of e-mail contacts for electronic meeting notification and announcements.

**Meeting Notices**

The Texas Open Meetings Act requires notice of any public meeting where a decision could be made or that may be attended by more than one elected official. The MPO regularly posts MPO Transportation Policy Board (TPB), Technical Advisory Committee (TAC), Bicycle Mobility Advisory Committee (BMAC) and Pedestrian Mobility Advisory Committee (PMAC) meetings in the Texas Register and at the Bexar County Courthouse Bulletin Board and with Comal and Guadalupe counties.

**MPO Newsletter**

1. The MPO publishes an electronic newsletter on a bi-weekly basis and distributes it according to the database e-mail list. Citizens are added to the distribution list at their own request. Opportunities to be added to the list occur during public meetings hosted by the MPO, on the MPO web site, and when citizens contact MPO staff. Each issue of the newsletter includes staff contact information, upcoming meeting schedules, the MPO web site address, project highlights, and current planning project status reports. Information regarding significant transportation issues, MPO awards, and other one-time activities are also included.
2. The MPO also publishes a quarterly hardcopy newsletter that is mailed to the contact mailing list and e-mailed to the electronic contact list. Included are feature stories about the transportation planning process as well as ongoing studies, projects and issues.

### **Display Ads**

These ads are used to promote meetings that are not regularly scheduled, such as corridor or subarea workshops, project specific meetings, open houses or hearings. They are published in the "Metro" section of the major circulation newspaper as well as in newspapers serving predominantly minority populations in order to reach a larger audience than those that typically read legal ads.

### **Project Newsletters**

For individual projects, such as corridor or subarea studies, that are typically performed using consulting services, newsletters are often used to address specific project issues. These newsletters are mailed to targeted residents, businesses and property owners in the area affected by a particular study. Information regarding upcoming project meetings, alternatives being proposed in the area, and other project news is reported in these newsletters.

### **Other Newsletters**

When project-specific newsletters are not used, articles may be prepared for publication in other newsletters produced by municipalities, homeowner associations, church groups, civic groups, or others that may have an interest in the project. These articles are subject to the publication dates and space restrictions of the individual publishers.

### **Direct Mailings**

These are used to announce upcoming meetings or activities or to provide information to a targeted area or group of people. Direct mailings are usually post cards (5 1/2" x 8"), but can also be letters or flyers. An area may be targeted for a direct mailing because of potential impacts from a project. Groups are targeted that may have an interest in a specific issue.

### **Press Releases**

Formal press releases are sent to local media (newspaper, TV and radio) to announce upcoming meetings and activities and to provide information on specific issues being considered by the MPO or their committees.

### **TV Message Board Scripts**

Information about regular MPO Transportation Policy Board meetings, project-specific meetings, workshops, open houses, public hearings and other MPO events or activities meetings is provided to the government access cable channels.

### **Project-specific Web Sites**

For individual projects, such as corridor studies, that are typically performed using consulting services, project-specific web sites may be used. These sites are used when project information is too extensive to be included on the MPO site. Project web sites can contain study area maps, meeting announcements, descriptions of potential alternatives, comment forms, user surveys and project team contact information. Links to project sites are provided on the MPO site.

### **Project Workshops/Open-Houses**

These are public meetings that are generally open and informal, with project team members interacting with the public on a one-on-one basis. Short presentations may be given at these meetings. The purpose of project-specific meetings is to provide project information to the public and to solicit public comment.

### **Small Group Meetings**

During projects such as planning studies, meetings are held with small groups that have an interest in the project. Meetings could be with homeowners or neighborhood associations, civic groups, special interest groups, or other groups of affected or interested parties.

### **E-mail Announcements/Internet Message Boards**

Meeting announcements and MPO information is e-mailed to interested persons that have submitted their e-mail addresses to MPO staff. Interactive message boards may be used to facilitate discussion and solicit public comment regarding specific MPO projects or issues.

### **Citizen's Advisory Committees**

Citizen Working Groups are formed for various MPO planning activities to provide input from citizens representing potentially affected areas or special interest groups. Individual members are normally appointed by elected officials in the study area. Neighborhoods and traditionally underserved groups with vested interests are also encouraged to join these committees. Typically, these groups meet several times throughout a study with the consultants, MPO and agency staff.

### **Fact Sheets**

These are used to provide summary information regarding MPO policy, programs and projects. Fact sheets can be distributed at public meetings, posted on the MPO web site, and displayed in public places such as libraries and community centers. Individuals and special interest groups can also request fact sheets directly from the MPO staff office.

### **MPO Logo**

A logo representing the MPO is used to identify products and publications of the MPO. The logo helps the public become familiar with the different activities of the MPO by providing a means of recognizing MPO products. The logo will be used on all MPO publications, including those developed by consultants working on MPO sponsored projects.

### **Revisions and Amendments**

This Public Participation Plan reflects the current policies of the San Antonio-Bexar County MPO. At a minimum, these policies will be reviewed, revised if necessary and adopted every three (3) years.

**Adopted:** January 28, 2008

This page intentionally left blank.

## **APPENDIX B**

### **Policy 6: Guidelines for Programming Projects in the Transportation Improvement Program**

This page intentionally left blank.

## **Policy 6: Guidelines for Programming Projects in the Transportation Improvement Program**

This document constitutes the San Antonio-Bexar County Metropolitan Planning Organization's process for programming projects in the Transportation Improvement Program. When considered for amendment, this document shall be subject to a public comment period of not less than 30 days prior to adoption by the Metropolitan Planning Organization Transportation Policy Board.

### **A. Purpose**

The San Antonio-Bexar County Metropolitan Planning Organization (MPO) develops a Transportation Improvement Program (TIP) that programs projects for a minimum of the following four (4) fiscal years. The TIP is forwarded to the Texas Department of Transportation (TxDOT) for inclusion into the Statewide Transportation Improvement Program. The TIP project selection process begins with the long-range Metropolitan Transportation Plan process. The public is invited to fully participate in the Metropolitan Transportation Plan development process thus assisting in the selection and prioritization of transportation improvement projects. Implementing agencies which include the Alamo Area Council of Governments, Alamo Regional Mobility Authority, cities and counties within the MPO study area, the Texas Department of Transportation (TxDOT), and VIA Metropolitan Transit, participate in the Metropolitan Transportation Plan development process with one of the final products of the process being a prioritized list of transportation projects to be eventually considered for inclusion in the TIP.

Projects are either selected by the Transportation Policy Board in consultation with the State (TxDOT) and transit operator (VIA) or selected by the State (TxDOT) in cooperation with the MPO. Projects selected by the Transportation Policy Board are those that are to be funded with Surface Transportation Program - Metro Mobility (STP-MM), Congestion Mitigation & Air Quality (CMAQ), and any other future U.S. Department of Transportation (USDOT) or TxDOT funds suballocated to the local level.

### **B. Project Funding Categories**

Project funding categories include but are not limited to:

- Category 1 Preventative Maintenance & Rehabilitation <sup>1</sup>
- Category 2 Metro Corridor
- Category 3 Urban Corridor <sup>2</sup>
- Category 4 Statewide Connectivity Corridor <sup>2</sup>
- Category 5 Congestion Mitigation and Air Quality (CMAQ) <sup>2</sup>

<sup>1</sup> These projects are identified through the use of Statewide CSJs and a lump sum dollar amount.

<sup>2</sup> The San Antonio-Bexar County MPO does not receive these types of funds.

- Category 6 Structure Rehabilitation <sup>1</sup>
- Category 7 Metro Mobility (Surface Transportation Program – Metro Mobility or STP-MM)
- Category 8 Safety <sup>1</sup>
- Category 9 Enhancements
- Category 10 Miscellaneous <sup>1</sup>
- Category 11 District Discretionary
- Category 12 Strategic Priority
- Federal Transit Administration Section 5307 (Urbanized Area Formula Grant Program)
- Federal Transit Administration Section 5309 (Capital Grant Program)
- Federal Transit Administration Section 5310 (Elderly and Disabled Transportation Assistance Grant Program)
- Federal Transit Administration Section 5316 (Job Access & Reverse Commute Grant Program)
- Federal Transit Administration Section 5317 (New Freedom Grant Program)

**C. Use of ‘Grouped’ or ‘Statewide’ CSJs <sup>3</sup>**

The MPO will use ‘Grouped’ or ‘Statewide’ CSJs for the following types of projects:

- Preliminary Engineering
- Right-of-Way Acquisition
- Preventive Maintenance and Rehabilitation
- Bridge Replacement and Rehabilitation
- Railroad Grade Separations
- Safety
- Landscaping
- Intelligent Transportation Systems Deployment
- Bicycle and Pedestrian
- Safety Rest Areas and Truck Weigh Stations
- Transit Improvements

Projects that fall within these categories will be listed in an appendix of the Transportation Improvement Program. Generally these statewide CSJs will be used for projects funded under Category 1 (Preventive Maintenance & Rehabilitation), Category 6 (Structure Rehabilitation), Category 8 (Safety), and Category 10 (Miscellaneous).

Statewide CSJs will not be used for wholly or partially funded Category 2 (Metro Corridor) or Category 7 (STP-MM) projects.

---

<sup>1</sup> These projects are identified through the use of Statewide CSJs and a lump sum dollar amount.

Statewide CSJ projects will be revised or amended administratively as allowed in Section G Administrative Revisions.

**D. Use of Appendix D - Projects Undergoing Environmental Assessment**

The purpose of Appendix D is to identify projects that are undergoing preliminary engineering and environmental analysis (PE/EA) consistent with early project development. The Federal Highway Administration allows these projects to be referenced in the current Transportation Improvement Program in order to facilitate the feasibility and PE/EA phases.

This Appendix contains projects that are scheduled for implementation beyond the four years of the TIP time frame, and it in no way implies that these projects are programmed in the TIP. Cost estimates are preliminary and do not represent any commitment of construction funding. Consistency with the Metropolitan Transportation Plan will be verified as alternatives are examined in studies or environmental clearance efforts.

Projects listed in Appendix D will include, at a minimum, CSJ Number, MPO ID number, county, TxDOT district, sponsoring entity, street name, project limits, project description, estimated let date and preliminary project cost.

**E. Quarterly Review of Projects**

Category 2 (Metro Corridor) Projects

The Texas Department of Transportation will submit amendments to the Category 2 (Metro Corridor) projects to the MPO in writing. For cost increases greater than 10%, the Texas Department of Transportation will also submit to the MPO justification for the cost increase and the funding source of the additional amount, i.e. which other Category 2 projects are being amended to cover the requested TIP revision. For new projects being amended into the TIP that are not part of the current Statewide Mobility Plan, TxDOT will also submit to the MPO which other Category 2 projects are being amended to allow for the inclusion of the new project.

Category 7 (STP-MM) Projects

Every three (3) months, a detailed review of Category 7 (STP-MM) funded projects in the TIP will be conducted. These projects will be reviewed for progress towards their letting (contract) dates, cost estimates, description and limits. If warranted by the detailed review, projects may be re-prioritized at the discretion of the Transportation Policy Board.

If the quarterly review warrants amendment(s) to the TIP, such amendment(s) will be presented to the Transportation Policy Board for consideration in sufficient time to allow the amendment(s) to be incorporated into the next regularly scheduled quarterly amendment of the Statewide Transportation Improvement Program.

---

<sup>3</sup> CSJ stands for Control Section Job and is an identifying number used by the Texas Department of Transportation.

## F. Amendment Process

The following changes will require an amendment to the TIP:

- 1) Adding or deleting project(s)
- 2) Revising the project scope of work
- 3) Revising the project cost
- 4) Revising funding categories
- 5) Revising the phase of work (ex: from P.E. to construction)
- 6) Revising project limits

Amendments to the TIP require a two-step process. To permit adequate public review and comment, amendments to the TIP will be presented at a Transportation Policy Board meeting with action on the amendment occurring at the following Transportation Policy Board meeting (approximately 30 days after initial presentation).

To the extent possible, amendments to delete a project or significantly change the scope of work of a project will be explicitly listed on both the presentation and action agendas for the Transportation Policy Board meetings.

Routine amendments to the Metropolitan Transportation Plan occurring between major updates also require a two-step process. To permit adequate public review and comment, amendments to the Metropolitan Transportation Plan will be presented at a meeting of the Transportation Policy Board with action on the amendment occurring at the following Transportation Policy Board meeting (approximately 30 days after initial presentation). Amendments to both the TIP and the Metropolitan Transportation Plan may be initiated concurrently.

Amendments to the TIP or the Metropolitan Transportation Plan requiring quick action due to impending federal or state requirements or deadlines (or for other reasons deemed in the community's best interest) may be accomplished by a 75% vote of the TPB quorum present to waive the routine two-step process. In these cases, the Transportation Policy Board will hold a special public hearing within their normal meeting agenda to specifically solicit public comment on the proposed TIP or Metropolitan Transportation Plan amendment. These actions will be emphasized on the meeting agenda that is both mailed and e-mailed out ten (10) days prior to the Transportation Policy Board meeting. This will alert the public and permit special attendance to comment on the action prior to adoption by the Transportation Policy Board. To the extent possible, amendments to delete a project or significantly change the scope of work of a project will be explicitly listed on the agenda for the Transportation Policy Board meeting.

Governing bodies of the sponsoring agencies will promptly notify the MPO in writing of any currently programmed projects that are proposed to be deleted from the TIP. The governing body of the sponsoring agency shall state its preference for project replacement in the written notification. The Transportation Policy Board will provide direction and/or may consider action at the next appropriate meeting with respect to amending the TIP.

To the extent possible, any project amended outside the timeframe of the current TIP due to funding limitations will have priority consideration in being amended back into the TIP when additional funding becomes available.

### **G. Administrative Revisions**

The MPO Director is authorized to approve certain “administrative changes” to the TIP with the notification of such to the appropriate transportation planning partners. The intent of this section is not to circumvent the public process for amending the TIP, but to allow for minor corrections to the TIP that do not materially change a project’s function. These revisions may include minor corrections to project limits, scope or project costs.

### **H. Category 7 (STP-MM) Funded Projects**

#### **Basic Requirements for STP-MM Projects**

All projects submitted for consideration for funding through the Category 7 (STP-MM) program will meet the following basic requirements:

1. Projects will be submitted to the MPO through an implementing agency (Alamo Area Council of Governments, Alamo Regional Mobility Authority, Texas Department of Transportation, VIA Metropolitan Transit and cities and counties within the MPO Study Area) and appropriate commitments of local match shall be made. Approval of the commitment of the local match from the Texas Department of Transportation District Engineer or the policy body of the local agency submitting the project for consideration will be obtained and submitted to the MPO.
2. Each implementing agency is encouraged to address Title VI and Environmental Justice considerations in submitting projects to the MPO for consideration.
3. Pedestrian and bicycle facilities will be included in all future transportation improvement projects. Any exceptions will need to be adequately documented by management of the implementing entity. Regardless, technical points will be subtracted for not including bicycle and pedestrian components in an added capacity roadway project or roadway rehabilitation project. Bicycle and pedestrian components included in a project may not be deleted from the project at a future date.
4. Projects will be included in the latest approved Metropolitan Transportation Plan. Note: Amendments to the Metropolitan Transportation Plan and the Transportation Improvement Program can be made through the amendment process at the discretion of the Transportation Policy Board. Any required amendments to the Metropolitan Transportation Plan must be made prior to amending the TIP, however amendments to both may be initiated concurrently.

5. A roadway project submitted for consideration must be on a functionally classified facility as defined by the MPO and approved by Federal Highway Administration through the State. Roadway projects on facilities classified as a local street or rural minor collector do NOT qualify for Federal transportation assistance.
6. All deadlines set by the MPO are firm.
7. This funding category will not be used for toll projects.

### Special Project Fund

Beginning with FY 2009, the Transportation Policy Board will dedicate 25% of the Category 7 (STP-MM) funds to be set aside for leveraging or supplementing the budget for transit capital projects and for leveraging or supplementing the budget for non-tolled projects on the functionally classified roadway system.

### Project Selection

1. Projects will be primarily selected from priority corridors/projects identified through the Metropolitan Transportation Plan development process. However, the flexibility to incorporate other projects into the Metropolitan Transportation Plan and TIP when essential will be retained.
2. When the project is submitted to the MPO for funding consideration, the sponsoring agency will include the following information:
  - Project name,
  - Project limits (logical termini)
  - Project description
  - Project justification
  - Length of roadway (in miles)
  - Roadway classification
  - Right of way requirements
  - Utility and drainage requirements (with initial cost estimates)
  - Location map with adjacent land uses shown
  - Typical cross-section, existing and proposed
  - Bicycle and pedestrian amenities
  - Accident rates
  - Initial total cost construction estimate
  - Source of match funding

To the extent that data is available, MPO staff will provide the following information for submitted projects:

- Current (base year) and future year volume to capacity ratio
  - Congestion Management System status for project prioritization
  - Cost/vehicle mile traveled
  - Transit route – number of buses
  - Number of trucks
  - Critical intersection
  - Existing and future traffic volumes
  - Bicycle level of suitability
  - System connectivity
3. If more projects are submitted than funding is available, the projects submitted will be scored based on technical criteria adopted by the Transportation Policy Board. Submitted projects may be grouped by project type to allow for direct technical comparisons between projects within those project types. Project types may include transit, added roadway capacity, roadway operational, roadway rehabilitation, bicycle and pedestrian.

Additional points will be awarded for overmatching or leveraging a project. Additionally, different point systems will be used for projects within ¼ mile of VIA bus service and those projects that are unincorporated portions of Bexar County that are farther than ¼ mile from VIA bus service.

4. Projects will be presented to the Transportation Policy Board for consideration in sufficient time to allow the new TIP or amendment(s) to be incorporated into the next regularly scheduled quarterly amendment or adoption of the Statewide Transportation Improvement Program.
5. Unless allocated a fixed amount, each selected STP-MM project will be allowed a construction cost increase not to exceed 10%. Construction costs in excess of 10% will be borne by the implementing agency. There will be no exceptions. This will allow the MPO to better control the STP-MM construction cost overrun liability thus further ensuring the integrity of the TIP programming process.

Note: A commitment was made to allocate \$10M to the Austin-San Antonio Commuter Rail Project for FY 2012.

**I. Public Involvement**

The MPO commits to a public involvement process that includes the provision of timely information, provides reasonable public access to technical and policy information, provides adequate public notice, seeks out and considers traditionally underserved populations, and documents significant comments. Please see the MPO Policy 5: Public Involvement Process for additional information on public involvement.

Adopted: June 16, 2008

## **APPENDIX C**

### **Alphabetical Listing of Roadway, Bicycle, Pedestrian and Rideshare Projects**

This page intentionally left blank.

**FY 2011-2014 Transportation Improvement Program**  
**Alphabetical Listing of Roadway, Bicycle, Pedestrian and Rideshare Projects**

<b>NAME</b> <b>MPO NUMBER</b>	<b>LIMITS From:</b> Project Description	<b>To:</b>	<b>Construction Cost</b> <b>Fiscal Year</b>
<b>Austin-San Antonio Corridor</b>  3406.1	<b>Projects</b> Proposed Engineering & Analytical Studies	-	\$7,646,184 FY 2011
<b>Bulverde Road</b>  3034.0	<b>@ Evans</b> Widen existing for left turn lanes (all locations)	-	\$3,275,400 FY 2011
<b>FM 1957</b>  3563.0	<b>Medina CL</b> Expand from 2 lanes to 4 & 6 lane divided	<b>Loop 1604</b>	\$39,000,000 FY 2012
<b>Harry Wurzbach Road</b>  3796.0	<b>at Burr Road</b> Widen roadway to construct turn lanes and upgrade signal	-	\$1,100,000 FY 2011
<b>Harry Wurzbach Road</b>  3794.0	<b>at Rittiman Road</b> Widen roadway to extend left turn lanes and update signal	-	\$8,000,000 FY 2011
<b>Harry Wurzbach Road</b>  3795.0	<b>at Winans Road</b> Widen roadway to construct turn lanes and upgrade signal	-	\$1,300,000 FY 2011
<b>Houston Street</b>  4966.0	<b>AT&amp;T Parkway</b> Reconstruct to 4 lanes with sidewalks, curbs and drainage	<b>IH 10</b>	\$6,300,000 FY 2011
<b>IH 35</b>  3825.0	<b>2.4 Mi S of Rittiman Road</b> Install illumination	<b>Rittiman Road</b>	\$200,000 FY 2011
<b>IH 35</b>  3824.0	<b>at US 281</b> High mast illumination	-	\$750,000 FY 2011
<b>IH 410</b>  3396.0	<b>IH 35</b> Relocating entrance & exit ramps between RR overpasses	<b>FM 2536</b>	\$683,000 FY 2013
<b>IH 410</b>  3826.0	<b>IH 35 North</b> Install concrete median barrier and illumination	<b>IH 10 East</b>	\$1,800,000 FY 2011
<b>Loop 1604</b>  3398.0	<b>at SH 151</b> Construct interchange (Phase IA - SH 151 MLs)	-	\$18,000,000 FY 2011
<b>Loop 1604</b>  3912.0	<b>Braun Road</b> Expand 4 to 8 lane expy (toll 4 new MLs) and non toll outer lanes	<b>SH 16</b>	\$62,586,543 FY 2013
<b>Loop 1604</b>  3914.0	<b>FM 1535 (N.W. Military Hwy)</b> Expand 4 to 8 lane expy (toll 4 new MLs) and non toll outer lanes	<b>Redland Road</b>	\$207,240,170 FY 2014
<b>Loop 1604</b>  3915.0	<b>SH 16</b> Operational improvements & reconfigure intersections @ New Guilbeau, Shaenfield and SH 151	<b>0.4 Mi S of SH 151</b>	\$6,370,000 FY 2011

**FY 2011-2014 Transportation Improvement Program**  
**Alphabetical Listing of Roadway, Bicycle, Pedestrian and Rideshare Projects**

<b>NAME MPO NUMBER</b>	<b>LIMITS From: Project Description</b>	<b>To:</b>	<b>Construction Cost Fiscal Year</b>
Loop 1604 3913.0	<b>SH 16</b> Expand 4 to 8 lane expy (toll 4 new MLs) and non toll outer lanes including 2 toll direct connectors at IH 10	<b>N.W. Military Highway</b>	\$308,784,186 FY 2013
Loop 1604 3911.0	<b>W. Military Drive</b> Expand to 6 lane expy (toll 6 new lanes) and non toll outer lanes including 2 toll direct connectors at SH 151	<b>Braun Road</b>	\$226,097,870 FY 2013
Loop 345 (Fredericksburg Road) 3682.0	<b>at Medical Drive</b> Grade separation @ Medical; oper impr on Medical from Ewing Halsell to 0.2 Mi E of Lp 345 (Fred Rd); TxDOT to do construction	-	\$20,800,000 FY 2012
Mission Trails 3643.0	<b>Mitchell Street to S. Alamo</b> Phase 4 & 5; Enhance Roadways, Trails and Markers that lead to Missions	<b>Mission Trails "Espada" to "Alamo"</b>	\$6,855,000 FY 2011
Salado Creek Bicycle Path 3259.0	<b>Wetmore</b> Construct Bike lane	<b>Blanco</b>	\$676,938 FY 2013
SH 211 3152.0	<b>Bexar CL, 2.0 MI S of FM 471, N</b> Construct two lane rural highway on new location (Phase I)	<b>FM 471 (Culebra Rd)</b>	\$4,759,040 FY 2013
SH 211 3155.0	<b>Bexar C/L, 2.9 MI N of FM 1957, N</b> Construct two lane rural highway on new location (Phase I)	<b>Bexar C/L, 4.5 MI N of FM 1957</b>	\$4,434,560 FY 2013
SH 211 3153.0	<b>FM 1957 (Potranco Rd), N 2.9 Mi</b> Construct two lane rural highway on new location (Phase I)	<b>Medina County Line</b>	\$7,571,200 FY 2013
SH 211 3154.0	<b>Medina Co. Line, 4.5 Mi N of FM 1957, N</b> Construct two lane rural highway on new location (Phase I)	<b>Medina Co. Line, 2.0 Mi S of FM 471</b>	\$2,812,160 FY 2013
Spur 371 3689.0	<b>US 90</b> Purchase Right-of-Way only	<b>Kelly AFB Ent Vic Cupples/Frio City Road</b>	\$500,000 FY 2013
US 281 3781.0	<b>0.2 Mi N of Loop 1604</b> Expand to 6 lane expy (toll 6 new MLs) and non toll outer lanes	<b>Bexar/Comal County Line</b>	\$462,495,361 FY 2013
VA 3768.1	<b>Austin-San Antonio Passenger Rail</b> Final design,ROW and construction (platforms,stations,track, etc)	<b>in the SA-BC MPO and CAMPO Study Areas</b>	\$8,000,000 FY 2013
VA 3768.2	<b>Austin-San Antonio Passenger Rail</b> Final design,ROW and construction (platforms,stations,track, etc)	<b>in the SA-BC MPO and CAMPO Study Areas</b>	\$12,000,000 FY 2014
VA 4965.0	<b>ITS Deployment Program</b> Citywide (San Antonio) ITS operational improvements	-	\$1,190,000 FY 2011
VA 4963.0	<b>ITS Deployment Program</b> Citywide (San Antonio) ITS operational improvements	-	\$2,410,000 FY 2012
VA 3736.0	<b>In San Antonio-Bexar Co. Area</b> Alamo Area Commute Solutions Program (2010)	-	\$267,000 FY 2011

**FY 2011-2014 Transportation Improvement Program  
Alphabetical Listing of Roadway, Bicycle, Pedestrian and Rideshare Projects**

<b>NAME MPO NUMBER</b>	<b>LIMITS From: Project Description</b>	<b>To:</b>	<b>Construction Cost Fiscal Year</b>
VA 3737.1	<b>In San Antonio-Bexar Co. Area</b> Alamo Area Commute Solutions Program (2011)	-	\$267,000 FY 2011
VA 3737.2	<b>In San Antonio-Bexar Co. Area</b> Alamo Area Commute Solutions Program (2012)	-	\$267,000 FY 2012
VA 3737.3	<b>In San Antonio-Bexar Co. Area</b> Alamo Area Commute Solutions Program (2013)	-	\$267,000 FY 2013
VA 3737.4	<b>In San Antonio-Bexar Co. Area</b> Alamo Area Commute Solutions Program (2014)	-	\$267,000 FY 2014
VA 3685.1	<b>Medical Center</b> Costs associated with design, bus purchases, ROW, stations & equipment	<b>Downtown via Fredericksburg Road Corridor</b>	\$5,000,000 FY 2011
VA 3685.2	<b>Medical Center</b> Costs associated with design, bus purchases, ROW, construction, stations & equipment	<b>Downtown via Fredericksburg Road Corridor</b>	\$3,200,000 FY 2011
VA 3685.3	<b>Medical Center</b> Costs associated with bus purchases, ROW, construction, stations & equipment	<b>Downtown via Fredericksburg Road Corridor</b>	\$4,300,000 FY 2012
VA 3685.4	<b>Medical Center</b> Costs associated with bus purchases, ROW, construction, stations & equipment	<b>Downtown via Fredericksburg Road Corridor</b>	\$11,300,000 FY 2013
VA 3685.5	<b>Medical Center</b> Costs associated with bus purchases, ROW, construction, stations & equipment	<b>Downtown via Fredericksburg Road Corridor</b>	\$4,200,000 FY 2014
VA 4967.0	<b>Various locations in San Antonio</b> Furnish & install detection equipment along major corridors	-	\$1,000,000 FY 2011
Walters Street 3645.0	<b>IH 35 North</b> Reconstruct existing roadway add sidewalks, bike lanes & operational improvements	<b>Fort Sam Houston Entrance</b>	\$7,982,000 FY 2011
Weidner Road 42.2	<b>0.6 Mi N of Crestway</b> Widen from 2 to 4 lanes with curbs and sidewalks	<b>1.2 Mi N of Crestway</b>	\$726,000 FY 2012
Wurzbach Parkway 3238.0	<b>Jones-Maltsberger</b> Construct 4 lane divided roadway on new location	<b>Wetmore</b>	\$30,000,000 FY 2011
Wurzbach Parkway 3798.0	<b>West Avenue</b> Construct 4 lane divided roadway on new location	<b>Jones Maltsberger</b>	\$70,000,000 FY 2011
Wurzbach Parkway 3150.0	<b>Blanco Road (FM 2696)</b> Construct 4 lane divided roadway on new location	<b>West Ave</b>	\$30,000,000 FY 2011

**FY 2011-2014 Transportation Improvement Program**  
**Alphabetical Listing of Roadway, Bicycle, Pedestrian and Rideshare Projects**

NAME	LIMITS From:	To:	Construction Cost
MPO NUMBER	Project Description		Fiscal Year

## **APPENDIX D**

# **Environmental Clearance Projects**

This page intentionally left blank.

**FY 2011-2014 Transportation Improvement Program  
Appendix D - Environmental Clearance Projects**

<b>Project Name</b>	<b>Limits From:</b> Project Description	<b>To:</b>
<b>36th Street Extension</b>	<b>Billy Mitchell</b> Construct 4 lane divided roadway	<b>Duncan</b>
<b>Callaghan Road</b>	<b>Hemphill</b> Reconstruct and widen to 4 lanes with CLTL, curbs, sidewalks and drainage	<b>Ingram</b>
<b>FM 1957</b>	<b>Medina CL</b> Expand from 2 lanes to 4 & 6 lane divided	<b>Loop 1604</b>
<b>IH 10 West</b>	<b>FM 3351</b> Transit/Managed Lanes	<b>1.50 Mi N of Loop 1604</b>
<b>IH 35 North</b>	<b>US 281/IH 37</b> Expand to 10-14 lane expressway (toll new MLs)	<b>Comal County Line</b>
<b>IH 35 South</b>	<b>at Durango Blvd.</b> Construct WB Access to Durango Blvd from NB IH 35	
<b>Loop 1604 NE</b>	<b>IH 35 North</b> Expand to 4 & 6 lane expressway (toll new MLs)	<b>IH 10 East</b>
<b>SH 211</b>	<b>FM 1957 (Potranco Road)</b> Construct two lane rural highway on new location (4 lane expressway - ultimate from US 90 to SH 16)	<b>FM 471 (Culebra Road)</b>
<b>Spur 53</b>	<b>Babcock Road</b> Expand 2 to 4 lane with continuous left turn lane	<b>UTEX</b>

**FY 2011-2014 Transportation Improvement Program  
Appendix D - Environmental Clearance Projects**

Project Name	Limits From:	To:
Project Description		

## **APPENDIX E**

### **“Grouped” or “Statewide” CSJ Project Listing**

This page intentionally left blank.

This list of projects could go to contract during the 2011-2014 timeframe.

**STATEWIDE TRANSPORTATION IMPROVEMENT PROGRAM**  
**TIP FY 2011-2014**  
**GROUPED PROJECTS**  
**SAN ANTONIO-BEXAR COUNTY METROPOLITAN PLANNING ORGANIZATION**  
**FY 2011**

Year of Expenditure Cost

TxDOT District	County	CSJ	Hwy	Phase	City	Project Sponsor	MPO Proj ID No.	Year of Expenditure Cost
15 - San Antonio	Bexar	0016-07-128	IH 35	C	San Antonio	TxDOT	3904.0	\$16,288
Limits From:		Shin Oak Road				Last Revision Date:		5/2010
Limits To:		SH 218				Project History:		
Description:		Seal coat & pavement markings (NB frontage road)						
Remarks:								

Total Project Cost Information (TxDOT %):		Cost of Approved Phases:	Type of Work:	Group CSJ: 5000-00-952				
			<u>Funding Categories</u>	<u>Federal</u>	<u>State</u>	<u>Local</u>	<u>Local Contrib</u>	<u>Total</u>
Preliminary Engineering	\$798	\$16,288	Cat. 1 Prvnt	\$14,659	\$1,629	\$0	\$0	\$16,288
ROW Purchase:	\$0		Other	\$0	\$0	\$0	\$0	\$0
Construction Cost:	\$16,288		Other	\$0	\$0	\$0	\$0	\$0
Construction Engineering	\$814		Other	\$0	\$0	\$0	\$0	\$0
Contingencies:	\$1,059		<b>Totals</b>	\$14,659	\$1,629	\$0	\$0	\$16,288
Indirect Costs:	\$826							
Other Field	\$0							
Total Project Cost:	\$19,786							

TxDOT District	County	CSJ	Hwy	Phase	City	Project Sponsor	MPO Proj ID No.	Year of Expenditure Cost
15 - San Antonio	Bexar	0017-10-248	IH 35	C	San Antonio	TxDOT	3884.0	\$1,628,601
Limits From:		Martin Street				Last Revision Date:		5/2010
Limits To:		Broadway				Project History:		
Description:		Planing, overlay & pavement markings on mainlanes						
Remarks:								

Total Project Cost Information (TxDOT %):		Cost of Approved Phases:	Type of Work:	Group CSJ: 5000-00-952				
			<u>Funding Categories</u>	<u>Federal</u>	<u>State</u>	<u>Local</u>	<u>Local Contrib</u>	<u>Total</u>
Preliminary Engineering	\$79,801	\$1,628,601	Cat. 1 Prvnt	\$1,465,741	\$162,860	\$0	\$0	\$1,628,601
ROW Purchase:	\$0		Other	\$0	\$0	\$0	\$0	\$0
Construction Cost:	\$1,628,601		Other	\$0	\$0	\$0	\$0	\$0
Construction Engineering	\$122,145		Other	\$0	\$0	\$0	\$0	\$0
Contingencies:	\$114,002		<b>Totals</b>	\$1,465,741	\$162,860	\$0	\$0	\$1,628,601
Indirect Costs:	\$82,570							
Other Field	\$0							
Total Project Cost:	\$2,027,119							

TxDOT District	County	CSJ	Hwy	Phase	City	Project Sponsor	MPO Proj ID No.	Year of Expenditure Cost
15 - San Antonio	Bexar	0017-10-249	IH 35	C	San Antonio	TxDOT	3886.0	\$1,880,569
Limits From:		Laredo Street				Last Revision Date:		5/2010
Limits To:		Martin Street				Project History:		
Description:		Planing, overlay & pavement markings						
Remarks:								

Total Project Cost Information (TxDOT %):		Cost of Approved Phases:	Type of Work:	Group CSJ: 5000-00-952				
			<u>Funding Categories</u>	<u>Federal</u>	<u>State</u>	<u>Local</u>	<u>Local Contrib</u>	<u>Total</u>
Preliminary Engineering	\$92,148	\$1,880,569	Cat. 1 Prvnt	\$1,692,512	\$188,057	\$0	\$0	\$1,880,569
ROW Purchase:	\$0		Other	\$0	\$0	\$0	\$0	\$0
Construction Cost:	\$1,880,569		Other	\$0	\$0	\$0	\$0	\$0
Construction Engineering	\$94,028		Other	\$0	\$0	\$0	\$0	\$0
Contingencies:	\$122,237		<b>Totals</b>	\$1,692,512	\$188,057	\$0	\$0	\$1,880,569
Indirect Costs:	\$95,345							
Other Field	\$0							
Total Project Cost:	\$2,284,327							

This list of projects could go to contract during the 2011-2014 timeframe.

**STATEWIDE TRANSPORTATION IMPROVEMENT PROGRAM**  
**TIP FY 2011-2014**  
**GROUPED PROJECTS**  
**SAN ANTONIO-BEXAR COUNTY METROPOLITAN PLANNING ORGANIZATION**  
**FY 2011**

Year of  
Expenditure  
Cost

TxDOT District	County	CSJ	Hwy	Phase	City	Project Sponsor	MPO Proj ID No.	Year of Expenditure Cost
15 - San Antonio	Bexar	0024-09-023	Spur 371	C	San Antonio	TxDOT	3894.0	\$191,859
Limits From:		US 90						
Limits To:		Posa		Last Revision Date: 5/2010				
Description:		Seal coat & pavement markings		Project History:				
Remarks:								

Total Project Cost Information (TxDOT %):		Cost of Approved Phases:	Type of Work:	Group CSJ: 5000-00-952				
				Authorized Funding by Category/Share				
			Funding Categories	Federal	State	Local	Local Contrib	Total
Preliminary Engineering	\$9,401	\$191,859	Cat. 1 Prvnt	\$153,487	\$38,372	\$0	\$0	\$191,859
ROW Purchase:	\$0		Other	\$0	\$0	\$0	\$0	\$0
Construction Cost:	\$191,859		Other	\$0	\$0	\$0	\$0	\$0
Construction Engineering	\$9,593		Other	\$0	\$0	\$0	\$0	\$0
Contingencies:	\$12,471		Totals	\$153,487	\$38,372	\$0	\$0	\$191,859
Indirect Costs:	\$9,727							
Other Field	\$0							
Total Project Cost:	\$233,051							

TxDOT District	County	CSJ	Hwy	Phase	City	Project Sponsor	MPO Proj ID No.	Year of Expenditure Cost
15 - San Antonio	Bexar	0072-08-130	IH 10	C	San Antonio	TxDOT	3901.0	\$102,684
Limits From:		Loop 1604						
Limits To:		Spur 53 (UTSA Blvd)		Last Revision Date: 5/2010				
Description:		Seal coat & pavement markings (frontage roads)		Project History:				
Remarks:								

Total Project Cost Information (TxDOT %):		Cost of Approved Phases:	Type of Work:	Group CSJ: 5000-00-952				
				Authorized Funding by Category/Share				
			Funding Categories	Federal	State	Local	Local Contrib	Total
Preliminary Engineering	\$5,032	\$102,684	Cat. 1 Prvnt	\$92,416	\$10,268	\$0	\$0	\$102,684
ROW Purchase:	\$0		Other	\$0	\$0	\$0	\$0	\$0
Construction Cost:	\$102,684		Other	\$0	\$0	\$0	\$0	\$0
Construction Engineering	\$5,134		Other	\$0	\$0	\$0	\$0	\$0
Contingencies:	\$6,674		Totals	\$92,416	\$10,268	\$0	\$0	\$102,684
Indirect Costs:	\$5,206							
Other Field	\$0							
Total Project Cost:	\$124,731							

TxDOT District	County	CSJ	Hwy	Phase	City	Project Sponsor	MPO Proj ID No.	Year of Expenditure Cost
15 - San Antonio	Bexar	0073-02-067	US 281	C	San Antonio	TxDOT	3916.0	\$47,785
Limits From:		at Mogford						
Limits To:		-		Last Revision Date: 5/2010				
Description:		Install intersection flashing beacon, advance warning		Project History:				
Remarks:								

Total Project Cost Information (TxDOT %):		Cost of Approved Phases:	Type of Work:	Group CSJ: 5800-00-950				
				Authorized Funding by Category/Share				
			Funding Categories	Federal	State	Local	Local Contrib	Total
Preliminary Engineering	\$2,341	\$47,785	Cat. 8 Safety	\$43,007	\$4,779	\$0	\$0	\$47,785
ROW Purchase:	\$0		Other	\$0	\$0	\$0	\$0	\$0
Construction Cost:	\$47,785		Other	\$0	\$0	\$0	\$0	\$0
Construction Engineering	\$3,584		Other	\$0	\$0	\$0	\$0	\$0
Contingencies:	\$3,345		Totals	\$43,007	\$4,779	\$0	\$0	\$47,785
Indirect Costs:	\$2,423							
Other Field	\$0							
Total Project Cost:	\$59,478							

This list of projects could go to contract during the 2011-2014 timeframe.

**STATEWIDE TRANSPORTATION IMPROVEMENT PROGRAM**  
**TIP FY 2011-2014**  
**GROUPED PROJECTS**  
**SAN ANTONIO-BEXAR COUNTY METROPOLITAN PLANNING ORGANIZATION**  
**FY 2011**

Year of Expenditure Cost

TxDOT District	County	CSJ	Hwy	Phase	City	Project Sponsor	MPO Proj ID No.	Year of Expenditure Cost
15 - San Antonio	Bexar	0143-02-025	US 87	C	San Antonio	TxDOT	3917.0	\$175,759
Limits From:		at Loop 1604				Last Revision Date:		5/2010
Limits To:		-				Project History:		
Description:		Install intersection flashing beacon, advance warning				Project History:		
Remarks:								

Total Project Cost Information (TxDOT %):		Cost of Approved Phases:	Type of Work: Safety		Group CSJ: 5800-00-950			
Preliminary Engineering	\$8,612		Funding Categories	Authorized Funding by Category/Share				
ROW Purchase:	\$0	\$175,759	Federal	\$158,183	\$17,576	\$0	\$0	\$175,759
Construction Cost:	\$175,759		State	\$0	\$0	\$0	\$0	\$0
Construction Engineering	\$13,182		Local	\$0	\$0	\$0	\$0	\$0
Contingencies:	\$12,303		Local Contrib	\$0	\$0	\$0	\$0	\$0
Indirect Costs:	\$8,911		Total	\$158,183	\$17,576	\$0	\$0	\$175,759
Other Field	\$0							
Total Project Cost:	\$218,767							

15 - San Antonio	Bexar	0465-01-056	SH 218	C	San Antonio	TxDOT	3918.0	\$17,394
Limits From:		at FM 78				Last Revision Date:		5/2010
Limits To:		-				Project History:		
Description:		install advance warning devices and transverse rumble strips				Project History:		
Remarks:								

Total Project Cost Information (TxDOT %):		Cost of Approved Phases:	Type of Work: Safety		Group CSJ: 5800-00-950			
Preliminary Engineering	\$852		Funding Categories	Authorized Funding by Category/Share				
ROW Purchase:	\$0	\$17,394	Federal	\$15,655	\$1,739	\$0	\$0	\$17,394
Construction Cost:	\$17,394		State	\$0	\$0	\$0	\$0	\$0
Construction Engineering	\$1,305		Local	\$0	\$0	\$0	\$0	\$0
Contingencies:	\$1,218		Local Contrib	\$0	\$0	\$0	\$0	\$0
Indirect Costs:	\$882		Total	\$15,655	\$1,739	\$0	\$0	\$17,394
Other Field	\$0							
Total Project Cost:	\$21,650							

15 - San Antonio	Bexar	0465-02-023	FM 1518	C	San Antonio	TxDOT	3898.0	\$230,630
Limits From:		FM 78				Last Revision Date:		5/2010
Limits To:		FM 1346				Project History:		
Description:		Seal coat & pavement markings				Project History:		
Remarks:								

Total Project Cost Information (TxDOT %):		Cost of Approved Phases:	Type of Work: Maint/Rehab		Group CSJ: 5000-00-957			
Preliminary Engineering	\$11,301		Funding Categories	Authorized Funding by Category/Share				
ROW Purchase:	\$0	\$230,630	Federal	\$184,504	\$46,126	\$0	\$0	\$230,630
Construction Cost:	\$230,630		State	\$0	\$0	\$0	\$0	\$0
Construction Engineering	\$11,532		Local	\$0	\$0	\$0	\$0	\$0
Contingencies:	\$14,991		Local Contrib	\$0	\$0	\$0	\$0	\$0
Indirect Costs:	\$11,693		Total	\$184,504	\$46,126	\$0	\$0	\$230,630
Other Field	\$0							
Total Project Cost:	\$280,147							

This list of projects could go to contract during the 2011-2014 timeframe.

**STATEWIDE TRANSPORTATION IMPROVEMENT PROGRAM**  
**TIP FY 2011-2014**  
**GROUPED PROJECTS**  
**SAN ANTONIO-BEXAR COUNTY METROPOLITAN PLANNING ORGANIZATION**  
**FY 2011**

Year of Expenditure Cost

TxDOT District	County	CSJ	Hwy	Phase	City	Project Sponsor	MPO Proj ID No.	Year of Expenditure Cost
15 - San Antonio	Bexar	0521-06-133	IH 410	C	San Antonio	TxDOT	3903.0	\$286,000
Limits From:		FM 1346				Last Revision Date:		5/2010
Limits To:		FM 78				Project History:		
Description:		Seal coat & pavement markings (frontage roads)						
Remarks:								

Total Project Cost Information (TxDOT %):		Cost of Approved Phases:	Type of Work:	Maint/Rehab		Group CSJ:		5000-00-952	
			<u>Funding Categories</u>	<u>Federal</u>	<u>State</u>	<u>Local</u>	<u>Local Contrib</u>	<u>Total</u>	
Preliminary Engineering	\$14,014	\$286,000	Cat. 1 Prvnt	\$257,400	\$28,600	\$0	\$0	\$286,000	
ROW Purchase:	\$0		Other	\$0	\$0	\$0	\$0	\$0	
Construction Cost:	\$286,000		Other	\$0	\$0	\$0	\$0	\$0	
Construction Engineering	\$14,300		Other	\$0	\$0	\$0	\$0	\$0	
Contingencies:	\$18,590		<b>Totals</b>	\$257,400	\$28,600	\$0	\$0	\$286,000	
Indirect Costs:	\$14,500								
Other Field	\$0								
Total Project Cost:	\$347,404								

TxDOT District	County	CSJ	Hwy	Phase	City	Project Sponsor	MPO Proj ID No.	Year of Expenditure Cost
15 - San Antonio	Bexar	0658-01-040	FM 1535	C	San Antonio	TxDOT	3892.0	\$65,893
Limits From:		Camp Bullis				Last Revision Date:		5/2010
Limits To:		Loop 1604				Project History:		
Description:		Seal coat & pavement markings						
Remarks:								

Total Project Cost Information (TxDOT %):		Cost of Approved Phases:	Type of Work:	Maint/Rehab		Group CSJ:		5000-00-952	
			<u>Funding Categories</u>	<u>Federal</u>	<u>State</u>	<u>Local</u>	<u>Local Contrib</u>	<u>Total</u>	
Preliminary Engineering	\$3,229	\$65,893	Cat. 1 Prvnt	\$52,714	\$13,179	\$0	\$0	\$65,893	
ROW Purchase:	\$0		Other	\$0	\$0	\$0	\$0	\$0	
Construction Cost:	\$65,893		Other	\$0	\$0	\$0	\$0	\$0	
Construction Engineering	\$3,295		Other	\$0	\$0	\$0	\$0	\$0	
Contingencies:	\$4,283		<b>Totals</b>	\$52,714	\$13,179	\$0	\$0	\$65,893	
Indirect Costs:	\$3,341								
Other Field	\$0								
Total Project Cost:	\$80,041								

TxDOT District	County	CSJ	Hwy	Phase	City	Project Sponsor	MPO Proj ID No.	Year of Expenditure Cost
15 - San Antonio	Bexar	0915-12-218	CS	C	San Antonio	TxDOT	3888.0	\$1,560,000
Limits From:		in San Antonio on Somerset Road				Last Revision Date:		5/2010
Limits To:		-				Project History:		
Description:		Replace bridge and approaches						
Remarks:								

Total Project Cost Information (TxDOT %):		Cost of Approved Phases:	Type of Work:	Maint/Rehab		Group CSJ:		5000-00-953	
			<u>Funding Categories</u>	<u>Federal</u>	<u>State</u>	<u>Local</u>	<u>Local Contrib</u>	<u>Total</u>	
Preliminary Engineering	\$76,440	\$1,560,000	Cat. 6 Struct Reh	\$1,248,000	\$156,000	\$156,000	\$0	\$1,560,000	
ROW Purchase:	\$0		Other	\$0	\$0	\$0	\$0	\$0	
Construction Cost:	\$1,560,000		Other	\$0	\$0	\$0	\$0	\$0	
Construction Engineering	\$117,000		Other	\$0	\$0	\$0	\$0	\$0	
Contingencies:	\$109,200		<b>Totals</b>	\$1,248,000	\$156,000	\$156,000	\$0	\$1,560,000	
Indirect Costs:	\$79,092								
Other Field	\$0								
Total Project Cost:	\$1,941,732								

This list of projects could go to contract during the 2011-2014 timeframe.

**STATEWIDE TRANSPORTATION IMPROVEMENT PROGRAM**  
**TIP FY 2011-2014**  
**GROUPED PROJECTS**  
**SAN ANTONIO-BEXAR COUNTY METROPOLITAN PLANNING ORGANIZATION**  
**FY 2011**

Year of  
Expenditure  
Cost

TxDOT District	County	CSJ	Hwy	Phase	City	Project Sponsor	MPO Proj ID No.	Year of Expenditure Cost	
15 - San Antonio	Bexar	0915-12-478	VA	C	San Antonio	TxDOT	3862.0	\$2,080,000	
Limits From:		Various locations in Bexar County					Last Revision Date:		5/2010
Limits To:		-					Project History:		
Description:		Construct curb ramp at various locations along IH 35, IH 37, IH 410, US 181, US 281, Loop 13, Spur 422, Spur 536 and Spur 122					Project History:		
Remarks:									

Total Project Cost Information (TxDOT %):		Cost of Approved Phases:	Type of Work:	Group CSJ: 5800-00-950				
			<u>Funding Categories</u>	<u>Federal</u>	<u>State</u>	<u>Local</u>	<u>Local Contrib</u>	<u>Total</u>
Preliminary Engineering	\$101,920	\$2,080,000	Cat. 10 Misc	\$0	\$2,080,000	\$0	\$0	\$2,080,000
ROW Purchase:	\$0		Other	\$0	\$0	\$0	\$0	\$0
Construction Cost:	\$2,080,000		Other	\$0	\$0	\$0	\$0	\$0
Construction Engineering	\$156,000		Other	\$0	\$0	\$0	\$0	\$0
Contingencies:	\$145,600		<b>Totals</b>	\$0	\$2,080,000	\$0	\$0	\$2,080,000
Indirect Costs:	\$105,456							
Other Field	\$0							
Total Project Cost:	\$2,588,976							

TxDOT District	County	CSJ	Hwy	Phase	City	Project Sponsor	MPO Proj ID No.	Year of Expenditure Cost	
15 - San Antonio	Bexar	0915-12-479	P & W Road	C	San Antonio	TxDOT	3889.0	\$317,200	
Limits From:		at Government Canyon					Last Revision Date:		5/2010
Limits To:		-					Project History:		
Description:		Resurface paved roads & parking lots in the facility					Project History:		
Remarks:									

Total Project Cost Information (TxDOT %):		Cost of Approved Phases:	Type of Work:	Group CSJ: 5000-00-952				
			<u>Funding Categories</u>	<u>Federal</u>	<u>State</u>	<u>Local</u>	<u>Local Contrib</u>	<u>Total</u>
Preliminary Engineering	\$15,543	\$317,200	Cat. 10 Misc	\$0	\$317,200	\$0	\$0	\$317,200
ROW Purchase:	\$0		Other	\$0	\$0	\$0	\$0	\$0
Construction Cost:	\$317,200		Other	\$0	\$0	\$0	\$0	\$0
Construction Engineering	\$23,790		Other	\$0	\$0	\$0	\$0	\$0
Contingencies:	\$22,204		<b>Totals</b>	\$0	\$317,200	\$0	\$0	\$317,200
Indirect Costs:	\$16,082							
Other Field	\$0							
Total Project Cost:	\$394,819							

TxDOT District	County	CSJ	Hwy	Phase	City	Project Sponsor	MPO Proj ID No.	Year of Expenditure Cost	
15 - San Antonio	Bexar	2020-02-029	Loop 1604	C	San Antonio	TxDOT	3893.0	\$81,270	
Limits From:		SH 16					Last Revision Date:		5/2010
Limits To:		Morin Road					Project History:		
Description:		Seal coat & pavement markings					Project History:		
Remarks:									

Total Project Cost Information (TxDOT %):		Cost of Approved Phases:	Type of Work:	Group CSJ: 5000-00-957				
			<u>Funding Categories</u>	<u>Federal</u>	<u>State</u>	<u>Local</u>	<u>Local Contrib</u>	<u>Total</u>
Preliminary Engineering	\$3,982	\$81,270	Cat. 1 Prvnt	\$65,016	\$16,254	\$0	\$0	\$81,270
ROW Purchase:	\$0		Other	\$0	\$0	\$0	\$0	\$0
Construction Cost:	\$81,270		Other	\$0	\$0	\$0	\$0	\$0
Construction Engineering	\$4,063		Other	\$0	\$0	\$0	\$0	\$0
Contingencies:	\$5,283		<b>Totals</b>	\$65,016	\$16,254	\$0	\$0	\$81,270
Indirect Costs:	\$4,120							
Other Field	\$0							
Total Project Cost:	\$98,718							

This list of projects could go to contract during the 2011-2014 timeframe.

**STATEWIDE TRANSPORTATION IMPROVEMENT PROGRAM**  
**TIP FY 2011-2014**  
**GROUPED PROJECTS**  
**SAN ANTONIO-BEXAR COUNTY METROPOLITAN PLANNING ORGANIZATION**  
**FY 2011**

Year of  
Expenditure  
Cost

TxDOT District	County	CSJ	Hwy	Phase	City	Project Sponsor	MPO Proj ID No.	Year of Expenditure Cost
15 - San Antonio	Bexar	2440-01-022	FM 2536	C	San Antonio	TxDOT	3919.0	\$6,418
Limits From:		at Five Palms				Last Revision Date:		5/2010
Limits To:		-				Project History:		
Description:		install safety lighting at intersection and channelization						
Remarks:								

Total Project Cost Information (TxDOT %):		Cost of Approved Phases:	Type of Work:	Group CSJ: 5800-00-950				
			<u>Funding Categories</u>	<u>Federal</u>	<u>State</u>	<u>Local</u>	<u>Local Contrib</u>	<u>Total</u>
Preliminary Engineering	\$314	\$6,418	<b>Authorized Funding by Category/Share</b>					
ROW Purchase:	\$0		Cat. 8 Safety	\$5,776	\$642	\$0	\$0	\$6,418
Construction Cost:	\$6,418		Other	\$0	\$0	\$0	\$0	\$0
Construction Engineering	\$481		Other	\$0	\$0	\$0	\$0	\$0
Contingencies:	\$449		Other	\$0	\$0	\$0	\$0	\$0
Indirect Costs:	\$325		<b>Totals</b>	\$5,776	\$642	\$0	\$0	\$6,418
Other Field	\$0							
Total Project Cost:	\$7,988							

TxDOT District	County	CSJ	Hwy	Phase	City	Project Sponsor	MPO Proj ID No.	Year of Expenditure Cost
15 - San Antonio	Bexar	2440-01-023	FM 2536	C	San Antonio	TxDOT	3920.0	\$70,727
Limits From:		at Loop 13				Last Revision Date:		5/2010
Limits To:		-				Project History:		
Description:		install advance warning devices and safety lighting						
Remarks:								

Total Project Cost Information (TxDOT %):		Cost of Approved Phases:	Type of Work:	Group CSJ: 5800-00-950				
			<u>Funding Categories</u>	<u>Federal</u>	<u>State</u>	<u>Local</u>	<u>Local Contrib</u>	<u>Total</u>
Preliminary Engineering	\$3,466	\$70,727	<b>Authorized Funding by Category/Share</b>					
ROW Purchase:	\$0		Cat. 8 Safety	\$63,654	\$7,073	\$0	\$0	\$70,727
Construction Cost:	\$70,727		Other	\$0	\$0	\$0	\$0	\$0
Construction Engineering	\$5,305		Other	\$0	\$0	\$0	\$0	\$0
Contingencies:	\$4,951		Other	\$0	\$0	\$0	\$0	\$0
Indirect Costs:	\$3,586		<b>Totals</b>	\$63,654	\$7,073	\$0	\$0	\$70,727
Other Field	\$0							
Total Project Cost:	\$88,034							

TxDOT District	County	CSJ	Hwy	Phase	City	Project Sponsor	MPO Proj ID No.	Year of Expenditure Cost
15 - San Antonio	Bexar	2452-03-109	Loop 1604	C	San Antonio	TxDOT	3902.0	\$112,157
Limits From:		FM 2252				Last Revision Date:		5/2010
Limits To:		IH 35				Project History:		
Description:		Seal coat & pavement markings (frontage roads)						
Remarks:								

Total Project Cost Information (TxDOT %):		Cost of Approved Phases:	Type of Work:	Group CSJ: 5000-00-957				
			<u>Funding Categories</u>	<u>Federal</u>	<u>State</u>	<u>Local</u>	<u>Local Contrib</u>	<u>Total</u>
Preliminary Engineering	\$5,496	\$112,157	<b>Authorized Funding by Category/Share</b>					
ROW Purchase:	\$0		Cat. 1 Prvnt	\$89,726	\$22,431	\$0	\$0	\$112,157
Construction Cost:	\$112,157		Other	\$0	\$0	\$0	\$0	\$0
Construction Engineering	\$5,608		Other	\$0	\$0	\$0	\$0	\$0
Contingencies:	\$7,290		Other	\$0	\$0	\$0	\$0	\$0
Indirect Costs:	\$5,686		<b>Totals</b>	\$89,726	\$22,431	\$0	\$0	\$112,157
Other Field	\$0							
Total Project Cost:	\$136,237							

This list of projects could go to contract during the 2011-2014 timeframe.

**STATEWIDE TRANSPORTATION IMPROVEMENT PROGRAM**  
**TIP FY 2011-2014**  
**GROUPED PROJECTS**  
**SAN ANTONIO-BEXAR COUNTY METROPOLITAN PLANNING ORGANIZATION**  
**FY 2012**

Year of  
Expenditure  
Cost

TxDOT District	County	CSJ	Hwy	Phase	City	Project Sponsor	MPO Proj ID No.	Year of Expenditure Cost	
15 - San Antonio	Bexar	0017-10-255	IH 35	C	San Antonio	TxDOT	3880.0	\$3,353,236	
Limits From:		IH 410 S Connector					Last Revision Date:		5/2010
Limits To:		Salado Creek					Project History:		
Description:		Overlay & pavement markings							
Remarks:									

Total Project Cost Information (TxDOT %):		Cost of Approved Phases:	Type of Work:	Maint/Rehab		Group CSJ:		5000-00-952	
			Authorized Funding by Category/Share						
			Funding Categories	Federal	State	Local	Local Contrib	Total	
Preliminary Engineering	\$164,309	\$3,353,236	Cat. 1 Prvnt	\$3,017,912	\$335,324	\$0	\$0	\$3,353,236	
ROW Purchase:	\$0		Other	\$0	\$0	\$0	\$0	\$0	
Construction Cost:	\$3,353,236		Other	\$0	\$0	\$0	\$0	\$0	
Construction Engineering	\$167,662		Other	\$0	\$0	\$0	\$0	\$0	
Contingencies:	\$217,960		<b>Totals</b>	\$3,017,912	\$335,324	\$0	\$0	\$3,353,236	
Indirect Costs:	\$170,009								
Other Field	\$0								
Total Project Cost:	\$4,073,176								

15 - San Antonio	Bexar	0017-10-256	IH 35	C	San Antonio	TxDOT	3878.0	\$1,216,967	
Limits From:		San Pedro Creek					Last Revision Date:		5/2010
Limits To:		US 90					Project History:		
Description:		Overlay & pavement markings							
Remarks:									

Total Project Cost Information (TxDOT %):		Cost of Approved Phases:	Type of Work:	Maint/Rehab		Group CSJ:		5000-00-952	
			Authorized Funding by Category/Share						
			Funding Categories	Federal	State	Local	Local Contrib	Total	
Preliminary Engineering	\$59,631	\$1,216,967	Cat. 1 Prvnt	\$1,095,270	\$121,697	\$0	\$0	\$1,216,967	
ROW Purchase:	\$0		Other	\$0	\$0	\$0	\$0	\$0	
Construction Cost:	\$1,216,967		Other	\$0	\$0	\$0	\$0	\$0	
Construction Engineering	\$91,272		Other	\$0	\$0	\$0	\$0	\$0	
Contingencies:	\$85,188		<b>Totals</b>	\$1,095,270	\$121,697	\$0	\$0	\$1,216,967	
Indirect Costs:	\$61,700								
Other Field	\$0								
Total Project Cost:	\$1,514,758								

15 - San Antonio	Bexar	0072-12-190	IH 10	C	San Antonio	TxDOT	3890.0	\$3,808,875	
Limits From:		S of Huebner Road					Last Revision Date:		5/2010
Limits To:		IH 410					Project History:		
Description:		Seal coat, overlay & restripe for operational improvements							
Remarks:									

Total Project Cost Information (TxDOT %):		Cost of Approved Phases:	Type of Work:	Maint/Rehab		Group CSJ:		5000-00-952	
			Authorized Funding by Category/Share						
			Funding Categories	Federal	State	Local	Local Contrib	Total	
Preliminary Engineering	\$186,635	\$3,808,875	Cat. 1 Prvnt	\$3,427,988	\$380,888	\$0	\$0	\$3,808,875	
ROW Purchase:	\$0		Other	\$0	\$0	\$0	\$0	\$0	
Construction Cost:	\$3,808,875		Other	\$0	\$0	\$0	\$0	\$0	
Construction Engineering	\$190,444		Other	\$0	\$0	\$0	\$0	\$0	
Contingencies:	\$247,577		<b>Totals</b>	\$3,427,988	\$380,888	\$0	\$0	\$3,808,875	
Indirect Costs:	\$193,110								
Other Field	\$0								
Total Project Cost:	\$4,626,640								

This list of projects could go to contract during the 2011-2014 timeframe.

**STATEWIDE TRANSPORTATION IMPROVEMENT PROGRAM**  
**TIP FY 2011-2014**  
**GROUPED PROJECTS**  
**SAN ANTONIO-BEXAR COUNTY METROPOLITAN PLANNING ORGANIZATION**  
**FY 2012**

Year of Expenditure Cost

TxDOT District	County	CSJ	Hwy	Phase	City	Project Sponsor	MPO Proj ID No.	Year of Expenditure Cost
15 - San Antonio	Bexar	0521-04-273	IH 410	C	San Antonio	TxDOT	3905.0	\$899,402
Limits From:		IH 10				Last Revision Date:		5/2010
Limits To:		Vance Jackson				Project History:		
Description:		Seal coat, overlay & pavement markings						
Remarks:								

Total Project Cost Information (TxDOT %):		Cost of Approved Phases:	Type of Work:	Maint/Rehab		Group CSJ:		5000-00-952	
			<u>Funding Categories</u>	<u>Federal</u>	<u>State</u>	<u>Local</u>	<u>Local Contrib</u>	<u>Total</u>	<b>Authorized Funding by Category/Share</b>
Preliminary Engineering	\$44,071	\$899,402	Cat. 1 Prvnt	\$719,522	\$179,880	\$0	\$0	\$899,402	
ROW Purchase:	\$0		Other	\$0	\$0	\$0	\$0	\$0	
Construction Cost:	\$899,402		Other	\$0	\$0	\$0	\$0	\$0	
Construction Engineering	\$67,455		Other	\$0	\$0	\$0	\$0	\$0	
Contingencies:	\$62,958		<b>Totals</b>	\$719,522	\$179,880	\$0	\$0	\$899,402	
Indirect Costs:	\$45,600								
Other Field	\$0								
Total Project Cost:	\$1,119,486								

15 - San Antonio	Bexar	0521-05-138	IH 410	C	San Antonio	TxDOT	3897.0	\$216,320
Limits From:		0.168 miles W of US 281				Last Revision Date:		5/2010
Limits To:		Commercial Drive				Project History:		
Description:		Seal coat & pavement markings						
Remarks:								

Total Project Cost Information (TxDOT %):		Cost of Approved Phases:	Type of Work:	Maint/Rehab		Group CSJ:		5000-00-952	
			<u>Funding Categories</u>	<u>Federal</u>	<u>State</u>	<u>Local</u>	<u>Local Contrib</u>	<u>Total</u>	<b>Authorized Funding by Category/Share</b>
Preliminary Engineering	\$10,600	\$216,320	Cat. 1 Prvnt	\$194,688	\$21,632	\$0	\$0	\$216,320	
ROW Purchase:	\$0		Other	\$0	\$0	\$0	\$0	\$0	
Construction Cost:	\$216,320		Other	\$0	\$0	\$0	\$0	\$0	
Construction Engineering	\$10,816		Other	\$0	\$0	\$0	\$0	\$0	
Contingencies:	\$14,061		<b>Totals</b>	\$194,688	\$21,632	\$0	\$0	\$216,320	
Indirect Costs:	\$10,967								
Other Field	\$0								
Total Project Cost:	\$262,764								

15 - San Antonio	Bexar	0521-06-134	IH 410	C	San Antonio	TxDOT	3900.0	\$432,640
Limits From:		Salado Creek				Last Revision Date:		5/2010
Limits To:		0.168 miles W of US 281				Project History:		
Description:		Seal coat & pavement markings						
Remarks:								

Total Project Cost Information (TxDOT %):		Cost of Approved Phases:	Type of Work:	Maint/Rehab		Group CSJ:		5000-00-952	
			<u>Funding Categories</u>	<u>Federal</u>	<u>State</u>	<u>Local</u>	<u>Local Contrib</u>	<u>Total</u>	<b>Authorized Funding by Category/Share</b>
Preliminary Engineering	\$21,199	\$432,640	Cat. 1 Prvnt	\$389,376	\$43,264	\$0	\$0	\$432,640	
ROW Purchase:	\$0		Other	\$0	\$0	\$0	\$0	\$0	
Construction Cost:	\$432,640		Other	\$0	\$0	\$0	\$0	\$0	
Construction Engineering	\$21,632		Other	\$0	\$0	\$0	\$0	\$0	
Contingencies:	\$28,122		<b>Totals</b>	\$389,376	\$43,264	\$0	\$0	\$432,640	
Indirect Costs:	\$21,935								
Other Field	\$0								
Total Project Cost:	\$525,528								

This list of projects could go to contract during the 2011-2014 timeframe.

**STATEWIDE TRANSPORTATION IMPROVEMENT PROGRAM**  
**TIP FY 2011-2014**  
**GROUPED PROJECTS**  
**SAN ANTONIO-BEXAR COUNTY METROPOLITAN PLANNING ORGANIZATION**  
**FY 2012**

Year of  
Expenditure  
Cost

TxDOT District	County	CSJ	Hwy	Phase	City	Project Sponsor	MPO Proj ID No.	Year of Expenditure Cost	
15 - San Antonio	Bexar	0915-00-158	VA	C	San Antonio	TxDOT	3870.0	\$1,622,400	
Limits From:		Districtwide Traffic Control FY 2012					Last Revision Date:		5/2010
Limits To:		-					Project History:		
Description:		Districtwide Traffic Control FY 2012							
Remarks:									

Total Project Cost Information (TxDOT %):		Cost of Approved Phases:	Type of Work:	Group CSJ: 5800-00-950				
				Authorized Funding by Category/Share				
			Funding Categories	Federal	State	Local	Local Contrib	Total
Preliminary Engineering	\$79,498	\$1,622,400	Cat. 1 Prvnt	\$1,297,920	\$324,480	\$0	\$0	\$1,622,400
ROW Purchase:	\$0		Other	\$0	\$0	\$0	\$0	\$0
Construction Cost:	\$1,622,400		Other	\$0	\$0	\$0	\$0	\$0
Construction Engineering	\$121,680		Other	\$0	\$0	\$0	\$0	\$0
Contingencies:	\$113,568		Totals	\$1,297,920	\$324,480	\$0	\$0	\$1,622,400
Indirect Costs:	\$82,256							
Other Field	\$0							
Total Project Cost:	\$2,019,401							

15 - San Antonio	Bexar	1437-01-036	FM 1346	C	San Antonio	TxDOT	3896.0	\$155,610	
Limits From:		FM 1518					Last Revision Date:		5/2010
Limits To:		Wilson/Bexar County Line					Project History:		
Description:		Seal coat & pavement markings							
Remarks:									

Total Project Cost Information (TxDOT %):		Cost of Approved Phases:	Type of Work:	Group CSJ: 5000-00-957				
				Authorized Funding by Category/Share				
			Funding Categories	Federal	State	Local	Local Contrib	Total
Preliminary Engineering	\$7,625	\$155,610	Cat. 1 Prvnt	\$124,488	\$31,122	\$0	\$0	\$155,610
ROW Purchase:	\$0		Other	\$0	\$0	\$0	\$0	\$0
Construction Cost:	\$155,610		Other	\$0	\$0	\$0	\$0	\$0
Construction Engineering	\$7,780		Other	\$0	\$0	\$0	\$0	\$0
Contingencies:	\$10,115		Totals	\$124,488	\$31,122	\$0	\$0	\$155,610
Indirect Costs:	\$7,889							
Other Field	\$0							
Total Project Cost:	\$189,019							

15 - San Antonio	Bexar	1477-01-038	FM 1516	C	San Antonio	TxDOT	3899.0	\$378,560	
Limits From:		FM 78					Last Revision Date:		5/2010
Limits To:		FM 1346					Project History:		
Description:		Seal coat & pavement markings							
Remarks:									

Total Project Cost Information (TxDOT %):		Cost of Approved Phases:	Type of Work:	Group CSJ: 5000-00-957				
				Authorized Funding by Category/Share				
			Funding Categories	Federal	State	Local	Local Contrib	Total
Preliminary Engineering	\$18,549	\$378,560	Cat. 1 Prvnt	\$302,848	\$75,712	\$0	\$0	\$378,560
ROW Purchase:	\$0		Other	\$0	\$0	\$0	\$0	\$0
Construction Cost:	\$378,560		Other	\$0	\$0	\$0	\$0	\$0
Construction Engineering	\$18,928		Other	\$0	\$0	\$0	\$0	\$0
Contingencies:	\$24,606		Totals	\$302,848	\$75,712	\$0	\$0	\$378,560
Indirect Costs:	\$19,193							
Other Field	\$0							
Total Project Cost:	\$459,837							

This list of projects could go to contract during the 2011-2014 timeframe.

**STATEWIDE TRANSPORTATION IMPROVEMENT PROGRAM**  
**TIP FY 2011-2014**  
**GROUPED PROJECTS**  
**SAN ANTONIO-BEXAR COUNTY METROPOLITAN PLANNING ORGANIZATION**  
**FY 2012**

Year of Expenditure Cost

TxDOT District	County	CSJ	Hwy	Phase	City	Project Sponsor	MPO Proj ID No.	Year of Expenditure Cost
15 - San Antonio	Bexar	1741-02-030	FM 2790	C	San Antonio	TxDOT	3895.0	\$146,470
Limits From:		Loop 1604				Last Revision Date:		5/2010
Limits To:		Medina River				Project History:		
Description:		Seal coat & pavement markings						
Remarks:								

Total Project Cost Information (TxDOT %):		Type of Work:	Maint/Rehab	Group CSJ:	5000-00-957			
Preliminary Engineering	\$7,177	Cost of Approved Phases:	<b>Authorized Funding by Category/Share</b>					
ROW Purchase:	\$0		<u>Funding Categories</u>	<u>Federal</u>	<u>State</u>	<u>Local</u>	<u>Local Contrib</u>	<u>Total</u>
Construction Cost:	\$146,470		Cat. 1 Prvnt	\$117,176	\$29,294	\$0	\$0	\$146,470
Construction Engineering	\$7,324		Other	\$0	\$0	\$0	\$0	\$0
Contingencies:	\$9,521		Other	\$0	\$0	\$0	\$0	\$0
Indirect Costs:	\$7,426		Other	\$0	\$0	\$0	\$0	\$0
Other Field	\$0		<b>Totals</b>	\$117,176	\$29,294	\$0	\$0	\$146,470
Total Project Cost:	\$177,917							

This list of projects could go to contract during the 2011-2014 timeframe.

**STATEWIDE TRANSPORTATION IMPROVEMENT PROGRAM**  
**TIP FY 2011-2014**  
**GROUPED PROJECTS**  
**SAN ANTONIO-BEXAR COUNTY METROPOLITAN PLANNING ORGANIZATION**  
**FY 2013**

Year of Expenditure Cost

TxDOT District	County	CSJ	Hwy	Phase	City	Project Sponsor	MPO Proj ID No.	Year of Expenditure Cost
15 - San Antonio	Bexar	0017-10-252	IH 35	C	San Antonio	TxDOT	3885.0	\$2,132,337
Limits From:		Martin Street				Last Revision Date:		5/2010
Limits To:		San Pedro Creek				Project History:		
Description:		Overlay & pavement markings on upper level						
Remarks:								

Total Project Cost Information (TxDOT %):		Cost of Approved Phases:	Type of Work:	Maint/Rehab		Group CSJ:	5000-00-952			
							Authorized Funding by Category/Share			
			<u>Funding Categories</u>	<u>Federal</u>	<u>State</u>	<u>Local</u>	<u>Local Contrib</u>	<u>Total</u>		
Preliminary Engineering	\$104,485	\$2,132,337	Cat. 1 Prvnt	\$1,919,103	\$213,234	\$0	\$0	\$2,132,337		
ROW Purchase:	\$0		Other	\$0	\$0	\$0	\$0	\$0		
Construction Cost:	\$2,132,337		Other	\$0	\$0	\$0	\$0	\$0		
Construction Engineering	\$159,925		Other	\$0	\$0	\$0	\$0	\$0		
Contingencies:	\$149,264		<b>Totals</b>		\$1,919,103	\$213,234	\$0	\$0	\$2,132,337	
Indirect Costs:	\$108,110									
Other Field	\$0									
Total Project Cost:	\$2,654,120									

TxDOT District	County	CSJ	Hwy	Phase	City	Project Sponsor	MPO Proj ID No.	Year of Expenditure Cost
15 - San Antonio	Bexar	0017-10-253	IH 35	C	San Antonio	TxDOT	3874.0	\$10,686,208
Limits From:		Various locations on IH 35				Last Revision Date:		5/2010
Limits To:		Laredo Street to 0.2 Mi W of IH 37				Project History:		
Description:		Drainage repair - segmental structures						
Remarks:								

Total Project Cost Information (TxDOT %):		Cost of Approved Phases:	Type of Work:	Maint/Rehab		Group CSJ:	5000-00-952			
							Authorized Funding by Category/Share			
			<u>Funding Categories</u>	<u>Federal</u>	<u>State</u>	<u>Local</u>	<u>Local Contrib</u>	<u>Total</u>		
Preliminary Engineering	\$523,624	\$10,686,208	Cat. 1 Prvnt	\$9,617,587	\$1,068,621	\$0	\$0	\$10,686,209		
ROW Purchase:	\$0		Other	\$0	\$0	\$0	\$0	\$0		
Construction Cost:	\$10,686,208		Other	\$0	\$0	\$0	\$0	\$0		
Construction Engineering	\$534,310		Other	\$0	\$0	\$0	\$0	\$0		
Contingencies:	\$694,604		<b>Totals</b>		\$9,617,587	\$1,068,621	\$0	\$0	\$10,686,208	
Indirect Costs:	\$541,791									
Other Field	\$0									
Total Project Cost:	\$12,980,537									

TxDOT District	County	CSJ	Hwy	Phase	City	Project Sponsor	MPO Proj ID No.	Year of Expenditure Cost
15 - San Antonio	Bexar	0017-10-254	IH 35	C	San Antonio	TxDOT	3879.0	\$2,966,568
Limits From:		Salado Creek				Last Revision Date:		5/2010
Limits To:		Walzem Road				Project History:		
Description:		Overlay & pavement markings						
Remarks:								

Total Project Cost Information (TxDOT %):		Cost of Approved Phases:	Type of Work:	Maint/Rehab		Group CSJ:	5000-00-952			
							Authorized Funding by Category/Share			
			<u>Funding Categories</u>	<u>Federal</u>	<u>State</u>	<u>Local</u>	<u>Local Contrib</u>	<u>Total</u>		
Preliminary Engineering	\$145,362	\$2,966,568	Cat. 1 Prvnt	\$2,669,911	\$296,657	\$0	\$0	\$2,966,568		
ROW Purchase:	\$0		Other	\$0	\$0	\$0	\$0	\$0		
Construction Cost:	\$2,966,568		Other	\$0	\$0	\$0	\$0	\$0		
Construction Engineering	\$145,362		Other	\$0	\$0	\$0	\$0	\$0		
Contingencies:	\$148,328		<b>Totals</b>		\$2,669,911	\$296,657	\$0	\$0	\$2,966,568	
Indirect Costs:	\$192,827									
Other Field	\$0									
Total Project Cost:	\$150,405									

This list of projects could go to contract during the 2011-2014 timeframe.

**STATEWIDE TRANSPORTATION IMPROVEMENT PROGRAM**  
**TIP FY 2011-2014**  
**GROUPED PROJECTS**  
**SAN ANTONIO-BEXAR COUNTY METROPOLITAN PLANNING ORGANIZATION**  
**FY 2013**

Year of Expenditure Cost

TxDOT District	County	CSJ	Hwy	Phase	City	Project Sponsor	MPO Proj ID No.	Year of Expenditure Cost	
15 - San Antonio	Bexar	0025-02-192	IH 10	C	San Antonio	TxDOT	3887.0	\$1,237,750	
Limits From:		at Houston Street					Last Revision Date:		5/2010
Limits To:		-					Project History:		
Description:		Reconstruct & reconfigure intersection, ramp & frontage road							
Remarks:									

Total Project Cost Information (TxDOT %):		Cost of Approved Phases:	Type of Work:	Group CSJ: 5000-00-952				
			<u>Funding Categories</u>	<u>Federal</u>	<u>State</u>	<u>Local</u>	<u>Local Contrib</u>	<u>Total</u>
Preliminary Engineering	\$60,630	\$1,237,350	Cat.11 Distr Disc	\$1,113,615	\$123,735	\$0	\$0	\$1,237,350
ROW Purchase:	\$0		Other	\$0	\$0	\$0	\$0	\$0
Construction Cost:	\$1,237,350		Other	\$0	\$0	\$0	\$0	\$0
Construction Engineering	\$92,801		<b>Totals</b>	\$1,113,615	\$123,735	\$0	\$0	\$1,237,350
Contingencies:	\$86,615							
Indirect Costs:	\$62,734							
Other Field	\$0							
Total Project Cost:	\$1,540,130							

TxDOT District	County	CSJ	Hwy	Phase	City	Project Sponsor	MPO Proj ID No.	Year of Expenditure Cost	
15 - San Antonio	Bexar	0072-08-127	Loop 345	C	San Antonio	TxDOT	3876.0	\$829,119	
Limits From:		IH 10					Last Revision Date:		5/2010
Limits To:		Medical Drive					Project History:		
Description:		Mill, base repair, seal coat, overlay & pavement markings							
Remarks:									

Total Project Cost Information (TxDOT %):		Cost of Approved Phases:	Type of Work:	Group CSJ: 5000-00-952				
			<u>Funding Categories</u>	<u>Federal</u>	<u>State</u>	<u>Local</u>	<u>Local Contrib</u>	<u>Total</u>
Preliminary Engineering	\$40,627	\$829,119	Cat. 1 Prvnt	\$663,295	\$165,824	\$0	\$0	\$829,119
ROW Purchase:	\$0		Other	\$0	\$0	\$0	\$0	\$0
Construction Cost:	\$829,119		Other	\$0	\$0	\$0	\$0	\$0
Construction Engineering	\$41,456		<b>Totals</b>	\$663,295	\$165,824	\$0	\$0	\$829,119
Contingencies:	\$53,893							
Indirect Costs:	\$42,036							
Other Field	\$0							
Total Project Cost:	\$1,007,130							

TxDOT District	County	CSJ	Hwy	Phase	City	Project Sponsor	MPO Proj ID No.	Year of Expenditure Cost	
15 - San Antonio	Bexar	0072-09-012	Loop 345	C	San Antonio	TxDOT	3875.0	\$610,311	
Limits From:		Pasadena					Last Revision Date:		5/2010
Limits To:		IH 10					Project History:		
Description:		Mill, base repair, seal coat, overlay & pavement markings							
Remarks:									

Total Project Cost Information (TxDOT %):		Cost of Approved Phases:	Type of Work:	Group CSJ: 5000-00-952				
			<u>Funding Categories</u>	<u>Federal</u>	<u>State</u>	<u>Local</u>	<u>Local Contrib</u>	<u>Total</u>
Preliminary Engineering	\$29,905	\$610,311	Cat. 1 Prvnt	\$488,249	\$122,062	\$0	\$0	\$610,311
ROW Purchase:	\$0		Other	\$0	\$0	\$0	\$0	\$0
Construction Cost:	\$610,311		Other	\$0	\$0	\$0	\$0	\$0
Construction Engineering	\$30,516		<b>Totals</b>	\$488,249	\$122,062	\$0	\$0	\$610,311
Contingencies:	\$39,670							
Indirect Costs:	\$30,943							
Other Field	\$0							
Total Project Cost:	\$741,345							

This list of projects could go to contract during the 2011-2014 timeframe.

**STATEWIDE TRANSPORTATION IMPROVEMENT PROGRAM**  
**TIP FY 2011-2014**  
**GROUPED PROJECTS**  
**SAN ANTONIO-BEXAR COUNTY METROPOLITAN PLANNING ORGANIZATION**  
**FY 2013**

Year of Expenditure Cost

TxDOT District	County	CSJ	Hwy	Phase	City	Project Sponsor	MPO Proj ID No.	Year of Expenditure Cost
15 - San Antonio	Bexar	0072-12-191	IH 10	C	San Antonio	TxDOT	3891.0	\$1,623,716
Limits From:		IH 35				Last Revision Date:		5/2010
Limits To:		Martinez Creek				Project History:		
Description:		Seal coat & overlay (WB mainlanes)						
Remarks:								

Total Project Cost Information (TxDOT %):		Cost of Approved Phases:	Type of Work:	Maint/Rehab		Group CSJ:		5000-00-952	
Preliminary Engineering	\$79,562	\$1,623,716	<u>Funding Categories</u>	<b>Authorized Funding by Category/Share</b>					
ROW Purchase:	\$0			<u>Federal</u>	<u>State</u>	<u>Local</u>	<u>Local Contrib</u>	<u>Total</u>	
Construction Cost:	\$1,623,716			Cat. 1 Prvnt	\$1,461,344	\$162,372	\$0	\$0	\$1,623,716
Construction Engineering	\$121,779			Other	\$0	\$0	\$0	\$0	\$0
Contingencies:	\$113,660			Other	\$0	\$0	\$0	\$0	\$0
Indirect Costs:	\$82,322			Other	\$0	\$0	\$0	\$0	\$0
Other Field	\$0			<b>Totals</b>	\$1,461,344	\$162,372	\$0	\$0	\$1,623,716
Total Project Cost:	\$2,021,040								

TxDOT District	County	CSJ	Hwy	Phase	City	Project Sponsor	MPO Proj ID No.	Year of Expenditure Cost
15 - San Antonio	Bexar	0072-12-192	IH 10	C	San Antonio	TxDOT	3877.0	\$1,517,492
Limits From:		IH 35				Last Revision Date:		5/2010
Limits To:		Loop 345				Project History:		
Description:		Overlay & pavement markings (EB mainlanes)						
Remarks:								

Total Project Cost Information (TxDOT %):		Cost of Approved Phases:	Type of Work:	Maint/Rehab		Group CSJ:		5000-00-952	
Preliminary Engineering	\$74,357	\$1,517,492	<u>Funding Categories</u>	<b>Authorized Funding by Category/Share</b>					
ROW Purchase:	\$0			<u>Federal</u>	<u>State</u>	<u>Local</u>	<u>Local Contrib</u>	<u>Total</u>	
Construction Cost:	\$1,517,492			Cat. 1 Prvnt	\$1,365,743	\$151,749	\$0	\$0	\$1,517,492
Construction Engineering	\$113,812			Other	\$0	\$0	\$0	\$0	\$0
Contingencies:	\$106,224			Other	\$0	\$0	\$0	\$0	\$0
Indirect Costs:	\$76,937			Other	\$0	\$0	\$0	\$0	\$0
Other Field	\$0			<b>Totals</b>	\$1,365,743	\$151,749	\$0	\$0	\$1,517,492
Total Project Cost:	\$1,888,822								

TxDOT District	County	CSJ	Hwy	Phase	City	Project Sponsor	MPO Proj ID No.	Year of Expenditure Cost
15 - San Antonio	Bexar	0072-12-193	IH 10	C	San Antonio	TxDOT	3873.0	\$6,186,752
Limits From:		Various locations on IH 10				Last Revision Date:		5/2010
Limits To:		Mulberry to Poplar Street				Project History:		
Description:		Drainage repair - segmental structures						
Remarks:								

Total Project Cost Information (TxDOT %):		Cost of Approved Phases:	Type of Work:	Maint/Rehab		Group CSJ:		5000-00-952	
Preliminary Engineering	\$303,151	\$6,186,752	<u>Funding Categories</u>	<b>Authorized Funding by Category/Share</b>					
ROW Purchase:	\$0			<u>Federal</u>	<u>State</u>	<u>Local</u>	<u>Local Contrib</u>	<u>Total</u>	
Construction Cost:	\$6,186,752			Cat. 1 Prvnt	\$5,568,077	\$618,675	\$0	\$0	\$6,186,752
Construction Engineering	\$309,338			Other	\$0	\$0	\$0	\$0	\$0
Contingencies:	\$402,139			Other	\$0	\$0	\$0	\$0	\$0
Indirect Costs:	\$313,668			Other	\$0	\$0	\$0	\$0	\$0
Other Field	\$0			<b>Totals</b>	\$5,568,077	\$618,675	\$0	\$0	\$6,186,752
Total Project Cost:	\$7,515,048								

This list of projects could go to contract during the 2011-2014 timeframe.

**STATEWIDE TRANSPORTATION IMPROVEMENT PROGRAM**  
**TIP FY 2011-2014**  
**GROUPED PROJECTS**  
**SAN ANTONIO-BEXAR COUNTY METROPOLITAN PLANNING ORGANIZATION**  
**FY 2013**

Year of Expenditure Cost

TxDOT District	County	CSJ	Hwy	Phase	City	Project Sponsor	MPO Proj ID No.	Year of Expenditure Cost	
15 - San Antonio	Bexar	0073-08-166	IH 37	C	San Antonio	TxDOT	3909.0	\$5,178,878	
Limits From:		at S New Braunfels Ave					Last Revision Date:		5/2010
Limits To:		-					Project History:		
Description:		Widen & rehabilitate bridge							
Remarks:									

Total Project Cost Information (TxDOT %):		Cost of Approved Phases:	Type of Work:	Group CSJ: 5000-00-953				
			<u>Funding Categories</u>	<u>Federal</u>	<u>State</u>	<u>Local</u>	<u>Local Contrib</u>	<u>Total</u>
Preliminary Engineering	\$253,765	\$5,178,878	Cat. 6 Struct Reh	\$4,143,102	\$1,035,776	\$0	\$0	\$5,178,878
ROW Purchase:	\$0		Other	\$0	\$0	\$0	\$0	\$0
Construction Cost:	\$5,178,878		Other	\$0	\$0	\$0	\$0	\$0
Construction Engineering	\$258,944		Other	\$0	\$0	\$0	\$0	\$0
Contingencies:	\$336,627		<b>Totals</b>	\$4,143,102	\$1,035,776	\$0	\$0	\$5,178,878
Indirect Costs:	\$262,569							
Other Field	\$0							
Total Project Cost:	\$6,290,784							

TxDOT District	County	CSJ	Hwy	Phase	City	Project Sponsor	MPO Proj ID No.	Year of Expenditure Cost	
15 - San Antonio	Bexar	0521-05-139	IH 410	C	San Antonio	TxDOT	3906.0	\$2,812,160	
Limits From:		Valley Hi Drive					Last Revision Date:		5/2010
Limits To:		Quintana Road					Project History:		
Description:		Seal coat, overlay & pavement markings							
Remarks:									

Total Project Cost Information (TxDOT %):		Cost of Approved Phases:	Type of Work:	Group CSJ: 5000-00-952				
			<u>Funding Categories</u>	<u>Federal</u>	<u>State</u>	<u>Local</u>	<u>Local Contrib</u>	<u>Total</u>
Preliminary Engineering	\$137,796	\$2,812,160	Cat. 1 Prvnt	\$2,530,944	\$281,216	\$0	\$0	\$2,812,160
ROW Purchase:	\$0		Other	\$0	\$0	\$0	\$0	\$0
Construction Cost:	\$2,812,160		Other	\$0	\$0	\$0	\$0	\$0
Construction Engineering	\$140,608		Other	\$0	\$0	\$0	\$0	\$0
Contingencies:	\$182,790		<b>Totals</b>	\$2,530,944	\$281,216	\$0	\$0	\$2,812,160
Indirect Costs:	\$142,577							
Other Field	\$0							
Total Project Cost:	\$3,415,931							

This list of projects could go to contract during the 2011-2014 timeframe.

**STATEWIDE TRANSPORTATION IMPROVEMENT PROGRAM**  
**TIP FY 2011-2014**  
**GROUPED PROJECTS**  
**SAN ANTONIO-BEXAR COUNTY METROPOLITAN PLANNING ORGANIZATION**  
**FY 2014**

Year of Expenditure Cost

TxDOT District	County	CSJ	Hwy	Phase	City	Project Sponsor	MPO Proj ID No.	Year of Expenditure Cost	
15 - San Antonio	Bexar	0016-07-131	IH 35	C	San Antonio	TxDOT	3882.0	\$1,357,035	
Limits From:		Loop 1604					Last Revision Date:		5/2010
Limits To:		Cibolo Creek (Bexar CL)					Project History:		
Description:		Overlay & pavement markings (NB & SB frontage road)							
Remarks:									

Total Project Cost Information (TxDOT %):		Cost of Approved Phases:	Type of Work:	Group CSJ: 5000-00-952				
			<u>Funding Categories</u>	<u>Federal</u>	<u>State</u>	<u>Local</u>	<u>Local Contrib</u>	<u>Total</u>
Preliminary Engineering	\$66,495	\$1,357,035	Cat. 1 Prvnt	\$1,221,332	\$135,704	\$0	\$0	\$1,357,035
ROW Purchase:	\$0		Other	\$0	\$0	\$0	\$0	\$0
Construction Cost:	\$1,357,035		Other	\$0	\$0	\$0	\$0	\$0
Construction Engineering	\$101,778		<b>Totals</b>	\$1,221,332	\$135,704	\$0	\$0	\$1,357,035
Contingencies:	\$94,992							
Indirect Costs:	\$68,802							
Other Field	\$0							
Total Project Cost:	\$1,689,102							

TxDOT District	County	CSJ	Hwy	Phase	City	Project Sponsor	MPO Proj ID No.	Year of Expenditure Cost	
15 - San Antonio	Bexar	0017-10-251	IH 35	C	San Antonio	TxDOT	3883.0	\$229,292	
Limits From:		Rittiman Road					Last Revision Date:		5/2010
Limits To:		FM 1976 (Walzem Road)					Project History:		
Description:		Overlay & pavement markings (NB frontage road)							
Remarks:									

Total Project Cost Information (TxDOT %):		Cost of Approved Phases:	Type of Work:	Group CSJ: 5000-00-952				
			<u>Funding Categories</u>	<u>Federal</u>	<u>State</u>	<u>Local</u>	<u>Local Contrib</u>	<u>Total</u>
Preliminary Engineering	\$11,235	\$229,292	Cat. 1 Prvnt	\$206,363	\$22,929	\$0	\$0	\$229,292
ROW Purchase:	\$0		Other	\$0	\$0	\$0	\$0	\$0
Construction Cost:	\$229,292		Other	\$0	\$0	\$0	\$0	\$0
Construction Engineering	\$17,197		<b>Totals</b>	\$206,363	\$22,929	\$0	\$0	\$229,292
Contingencies:	\$16,050							
Indirect Costs:	\$11,625							
Other Field	\$0							
Total Project Cost:	\$285,400							

TxDOT District	County	CSJ	Hwy	Phase	City	Project Sponsor	MPO Proj ID No.	Year of Expenditure Cost	
15 - San Antonio	Bexar	0072-08-131	IH 10	C	San Antonio	TxDOT	3881.0	\$561,532	
Limits From:		Loop 1604					Last Revision Date:		5/2010
Limits To:		Spur 53 (UTSA Blvd)					Project History:		
Description:		Overlay & pavement markings (EB & WB frontage road)							
Remarks:									

Total Project Cost Information (TxDOT %):		Cost of Approved Phases:	Type of Work:	Group CSJ: 5000-00-952				
			<u>Funding Categories</u>	<u>Federal</u>	<u>State</u>	<u>Local</u>	<u>Local Contrib</u>	<u>Total</u>
Preliminary Engineering	\$27,515	\$561,532	Cat. 1 Prvnt	\$505,379	\$56,153	\$0	\$0	\$561,532
ROW Purchase:	\$0		Other	\$0	\$0	\$0	\$0	\$0
Construction Cost:	\$561,532		Other	\$0	\$0	\$0	\$0	\$0
Construction Engineering	\$42,115		<b>Totals</b>	\$505,379	\$56,153	\$0	\$0	\$561,532
Contingencies:	\$39,307							
Indirect Costs:	\$28,470							
Other Field	\$0							
Total Project Cost:	\$698,939							

This page intentionally left blank.

STATEWIDE TRANSPORTATION IMPROVEMENT PROGRAM  
TIP FY 2011-2011  
TXDOT SAN ANTONIO DISTRICT  
FY 2011

DISTRICT	COUNTY	CSJ	HWY	PHASE	CITY	PROJECT SPONSOR	YOE COST
15 - SAN ANTONI	ATASCOSA	0017-04-038	IH 35	C	OTHER		\$ 3,744,000
<b>LIMITS FROM</b> FM 2790						<b>REVISION DATE:</b> 07/2010	
<b>LIMITS TO:</b> ATASCOSA RIVER (NORTH PRONG)						<b>MPO PROJ NUM:</b>	
<b>PROJECT</b> RELOCATE EXISTING RAMP & CONSTRUCT SOUTHBOUND FRONTAGE ROAD						<b>FUNDING CAT(S):</b> 1,11	
<b>DESCR:</b>							
<b>REMARKS</b>						<b>PROJECT HISTORY:</b> RELOCATE EXISTING RAMP & CONSTRUCT SOUTHBOUND FRONTAGE ROAD	
<b>P7:</b>							

TOTAL PROJECT COST INFORMATION			AUTHORIZED FUNDING BY CATEGORY/SHARE					
			FEDERAL	STATE	LOCAL	LC	TOTAL	
<b>PRELIM ENG:</b>	\$ 183,456	<b>COST OF APPROVED PHASES:</b> \$ 3,744,000	1-PRVNT	\$ 1,569,600	\$ 174,400	\$ C	\$ C	\$ 1,744,000*
<b>ROW PURCHASE:</b>	\$ C		11-DIST DISC:	\$ 1,800,000	\$ 200,000	\$ C	\$ C	\$ 2,000,000
<b>CONST COST:</b>	\$ 3,744,000		<b>TOTAL:</b>	\$ 3,369,600	\$ 374,400	\$ C	\$ C	\$ 3,744,000
<b>CONST ENG:</b>	\$ 187,200							
<b>CONTING:</b>	\$ 243,360							
<b>IND COSTS:</b>	\$ 189,821							
<b>BND FINANCING:</b>	\$ C							
<b>TOTAL PRJ COST:</b>	\$ 4,547,837							

DISTRICT	COUNTY	CSJ	HWY	PHASE	CITY	PROJECT SPONSOR	YOE COST
15 - SAN ANTONI	FRIO	0017-07-089	IH 35	C	OTHER		\$ 2,080,000
<b>LIMITS FROM</b> 1.0 MILE S OF FM 1581						<b>REVISION DATE:</b> 07/2010	
<b>LIMITS TO:</b> FM 1581						<b>MPO PROJ NUM:</b>	
<b>PROJECT</b> RELOCATE EXISTING RAMP & CONSTRUCT NORTHBOUND FRONTAGE ROAD						<b>FUNDING CAT(S):</b> 1,11	
<b>DESCR:</b>							
<b>REMARKS</b>						<b>PROJECT HISTORY:</b> CONSTRUCT NEW NORTHBOUND FRONTAGE ROAD	
<b>P7:</b>							

TOTAL PROJECT COST INFORMATION			AUTHORIZED FUNDING BY CATEGORY/SHARE					
			FEDERAL	STATE	LOCAL	LC	TOTAL	
<b>PRELIM ENG:</b>	\$ 101,920	<b>COST OF APPROVED PHASES:</b> \$ 2,080,000	1-PRVNT	\$ 1,422,000	\$ 158,000	\$ C	\$ C	\$ 1,580,000*
<b>ROW PURCHASE:</b>	\$ C		11-DIST DISC:	\$ 450,000	\$ 50,000	\$ C	\$ C	\$ 500,000
<b>CONST COST:</b>	\$ 2,080,000		<b>TOTAL:</b>	\$ 1,872,000	\$ 208,000	\$ C	\$ C	\$ 2,080,000
<b>CONST ENG:</b>	\$ 104,000							
<b>CONTING:</b>	\$ 135,200							
<b>IND COSTS:</b>	\$ 105,456							
<b>BND FINANCING:</b>	\$ C							
<b>TOTAL PRJ COST:</b>	\$ 2,526,576							

PHASE: C = CONSTRUCTION, E = ENGINEERING, R = ROW, T = TRANSFER

\* FUNDING NOT FIXED

STATEWIDE TRANSPORTATION IMPROVEMENT PROGRAM  
TIP FY 2012-2012  
TXDOT SAN ANTONIO DISTRICT  
FY 2012

DISTRICT	COUNTY	CSJ	HWY	PHASE	CITY	PROJECT SPONSOR	YOY COST
15 - SAN ANTONIO	COMAL	0253-03-043	US 281	C	OTHER		\$ 35,000,000

LIMITS FROM RIVER CROSSING

REVISION DATE: 07/2010

LIMITS TO: BLANCO CO LINE

MPO PROJ NUM:

PROJECT EXPAND 2 TO 4 LANES DIVIDED RURAL

FUNDING CAT(S): 4,LC

DESCR:

PROJECT HISTORY: UPGRADE TO 4 LANE DIVIDED ROADWAY

REMARKS

P7:

TOTAL PROJECT COST INFORMATION		AUTHORIZED FUNDING BY CATEGORY/SHARE						
			FEDERAL	STATE	LOCAL	LC	TOTAL	
PRELIM ENG:	\$ 1,715,000	COST OF APPROVED PHASES: \$ 35,000,000	4-STWIDE CNCT:	\$ 15,200,000	\$ 3,800,000	\$ C	\$ C	\$ 19,000,000*
ROW PURCHASE:	\$ 29,580,000		LOCAL CONTR:	\$ C	\$ C	\$ C	\$ 16,000,000	\$ 16,000,000
CONST COST:	\$ 35,000,000		TOTAL:	\$ 15,200,000	\$ 3,800,000	\$ C	\$ 16,000,000	\$ 35,000,000
CONST ENG:	\$ 1,575,000							
CONTING:	\$ 3,150,000							
IND COSTS:	\$ 1,774,500							
BND FINANCING:	\$ C							
<b>TOTAL PRJ COST:</b>	<b>\$ 72,794,499</b>							

PHASE: C = CONSTRUCTION, E = ENGINEERING, R = ROW, T = TRANSFER

\* FUNDING NOT FIXED

STATEWIDE TRANSPORTATION IMPROVEMENT PROGRAM  
TIP FY 2014-2014  
TXDOT SAN ANTONIO DISTRICT  
FY 2014

DISTRICT	COUNTY	CSJ	HWY	PHASE	CITY	PROJECT SPONSOR	YOE COST
15 - SAN ANTONIO	COMAL	0215-02-048	BS 46-C	C	OTHER		\$ 5,849,290

LIMITS FROM KERLICK LANE

REVISION DATE: 07/2010

LIMITS TO: LANDA STREET

MPO PROJ NUM:

PROJECT: EXPAND FROM 2 LANES TO 4 LANES

FUNDING CAT(S): 1,11

DESCR:

PROJECT HISTORY: WIDEN TO PROVIDE CONTINUOUS LEFT TURN LANE

REMARKS

P7:

TOTAL PROJECT COST INFORMATION		AUTHORIZED FUNDING BY CATEGORY/SHARE						
			FEDERAL	STATE	LOCAL	LC	TOTAL	
PRELIM ENG:	\$ 286,615	COST OF APPROVED PHASES: \$ 5,849,290	1-PRVNT	\$ 2,679,432	\$ 669,858	\$ C	\$ C	\$ 3,349,290*
ROW PURCHASE:	\$ C		11-DIST DISC:	\$ 2,000,000	\$ 500,000	\$ C	\$ C	\$ 2,500,000
CONST COST:	\$ 5,849,290		TOTAL:	\$ 4,679,432	\$ 1,169,858	\$ C	\$ C	\$ 5,849,290
CONST ENG:	\$ 292,465							
CONTING:	\$ 380,204							
IND COSTS:	\$ 296,555							
BND FINANCING:	\$ C							
TOTAL PRJ COST:	\$ 7,105,133							

PHASE: C = CONSTRUCTION, E = ENGINEERING, R = ROW, T = TRANSFER

\* FUNDING NOT FIXED

**SAN ANTONIO DISTRICT**  
**FY 2011 - 2014 Transportation Improvement Program**  
**Highway Financial Summary - Year of Expenditure Costs**  
**2011 - 2014 STIP**

**Funding by Category**

Category	Description	FY 2011		FY 2012		FY 2013		FY 2014		Total FY 2011 - 2014	
		Programmed	Authorized	Programmed	Authorized	Programmed	Authorized	Programmed	Authorized	Programmed	Authorized
1	Preventive Maintenance and Rehabilitation	\$3,100,000	\$3,100,000	\$0	\$0	\$0	\$0	\$2,500,000	\$2,500,000	\$5,600,000	\$5,600,000
2	Metropolitan Area (TMA) Corridor Projects	\$0	\$0	\$0	\$0	\$0	\$0	\$0	\$0	\$0	\$0
3	Urban Area (Non- TMA) Corridor Projects	\$0	\$0	\$0	\$0	\$0	\$0	\$0	\$0	\$0	\$0
4	Statewide Connectivity Corridor Projects	\$0	\$0	\$19,000,000	\$19,000,000	\$0	\$0	\$0	\$0	\$19,000,000	\$19,000,000
5	CMAQ	\$0	\$0	\$0	\$0	\$0	\$0	\$0	\$0	\$0	\$0
6	Structures	\$0	\$0	\$0	\$0	\$0	\$0	\$0	\$0	\$0	\$0
7	Metro Mobility & Rehab	\$0	\$0	\$0	\$0	\$0	\$0	\$0	\$0	\$0	\$0
8	Safety	\$0	\$0	\$0	\$0	\$0	\$0	\$0	\$0	\$0	\$0
9	Transportation Enhancements	\$0	\$0	\$0	\$0	\$0	\$0	\$0	\$0	\$0	\$0
10	Supplemental Transportation Projects	\$0	\$0	\$0	\$0	\$0	\$0	\$0	\$0	\$0	\$0
11	District Discretionary	\$2,500,000	\$2,500,000	\$0	\$0	\$0	\$0	\$2,500,000	\$2,500,000	\$5,000,000	\$5,000,000
12	Strategic Priority	\$0	\$0	\$0	\$0	\$0	\$0	\$0	\$0	\$0	\$0
Other	Prop 12	\$0	\$0	\$0	\$0	\$0	\$0	\$0	\$0	\$0	\$0
Other	Prop 14	\$0	\$0	\$0	\$0	\$0	\$0	\$0	\$0	\$0	\$0
Other		\$0	\$0	\$0	\$0	\$0	\$0	\$0	\$0	\$0	\$0
LC	Local Contributions	\$0	\$0	\$16,000,000	\$16,000,000	\$0	\$0	\$0	\$0	\$16,000,000	\$16,000,000
	<b>Total</b>	<b>\$5,600,000</b>	<b>\$5,600,000</b>	<b>\$35,000,000</b>	<b>\$35,000,000</b>	<b>\$0</b>	<b>\$0</b>	<b>\$5,000,000</b>	<b>\$5,000,000</b>	<b>\$45,600,000</b>	<b>\$45,600,000</b>

**Funding Participation Source**

Source	FY 2011	FY 2012	FY 2013	FY 2014	Total
Federal	\$5,040,000	\$15,200,000	\$0	\$4,000,000	\$24,240,000
State	\$560,000	\$3,800,000	\$0	\$1,000,000	\$5,360,000
Local Contributions	\$0	\$16,000,000	\$0	\$0	\$16,000,000
Prop 12	\$0	\$0	\$0	\$0	\$0
Prop 14	\$0	\$0	\$0	\$0	\$0
Other (Insert Entity Name)	\$0	\$0	\$0	\$0	\$0
Other (Insert Entity Name)	\$0	\$0	\$0	\$0	\$0
<b>Total</b>	<b>\$5,600,000</b>	<b>\$35,000,000</b>	<b>\$0</b>	<b>\$5,000,000</b>	<b>\$45,600,000</b>