



**STATEWIDE  
TRANSPORTATION IMPROVEMENT  
PROGRAM  
FY 2008-2011**



**DALLAS / FORT WORTH  
DISTRICT**

**Administrative Amendments  
June FY 2010  
Out – of – Cycle Revisions**



North Central Texas Council Of Governments

June 3, 2010

Ms. Lori Morel  
Transportation Planning & Programming Division  
Texas Department of Transportation  
P.O. Box 149217  
Austin, TX 78714-9217

Dear Ms. Morel:

The enclosed administrative change to the 2008-2011 Transportation Improvement Program (TIP) and Statewide Transportation Improvement Program (STIP) is provided in response to the receipt of American Recovery and Reinvestment Act (ARRA) funding to the region.

Attachment 1	STIP Revision, TxDOT Fort Worth Roadway Section
Attachment 2	Supporting Modification Form for Attachment 1
Attachment 3	Roadway Financial Summary, Fort Worth

The administrative change contained within these attachments has been reviewed for consistency with financial constraint, air quality conformity, and the Mobility 2030-2009 Amendment. If you need any additional information to process this STIP amendment, please contact Marcos Narvaez or me at 817/608-2349.

Sincerely,

Christie Jestis  
Senior Program Manager

MN:lp  
Attachments

cc: Judy Anderson, P.E., Design Engineer, TxDOT Fort Worth District  
Gus Khankarli, P.E., Assistant North Regional Director, TxDOT  
Barbara Maley, Environmental & Transportation Planning Coordinator, FHWA  
Bill Riley, P.E., Dir. of Transp. Planning & Development, TxDOT Fort Worth District

DISTRICT	COUNTY	CSJ	HWY	START DATE	PHASE	CITY	MPO PROJ ID	YOE COST
FORT WORTH	TARRANT	0363-01-111	SH 26	07/2010	C,E,R	GRAPEVINE	11730	<b>\$29,572,675</b>
LIMITS FROM:	BRUMLow ROAD/POOL ROAD (GRAPEVINE SECTION)						REV DATE:	06/2010
LIMITS TO:	SH 114						GROUPED PROJECT CSJ:	N/A
TIP DESCRIPTION:	RECONSTRUCT FROM 4 LANE W/CONTINUOUS TURN LANE TO 6 LANE DIVIDED						FUNDING CATEGORY:	ARRA,PE/ROW,LC
							MTP REFERENCE:	TH1 125.3

REMARKS: GRAPEVINE/TARRANT COUNTY ARE THE SOURCE OF THE LOCAL CONTRIBUTION

<b>Total Project Cost Information:</b>		<b>Cost of Approved Phases:</b>	<b>Authorized Funding by Category:</b>	<b>Authorized Funding by Share:</b>
Preliminary Engineering:	\$842,675	<b>\$29,572,675</b>	State PE/ROW:	Federal Funds:
Right Of Way:	\$10,730,000		ARRA:	\$17,521,201
Construction:	\$18,000,000		Local Contribution:	\$478,799
Construction Engineering:	\$859,872			
Contingencies:	\$1,203,821			
Indirects:	\$736,050			
Bond Financing:	\$0			
<b>Total Project Cost (YOE):</b>	<b>\$32,372,418</b>		<b>Total Category Funding:</b>	<b>\$29,572,675</b>
				<b>*State Paying for PE and/or ROW Costs</b>

<b>FY 2010 Total YOE Cost of Approved Phases:</b>	<b>\$29,572,675</b>
<b>FY 2010 Total Authorized Funding by Share:</b>	<b>\$29,572,675</b>
<b>FY 2010 Total Authorized Funding by Category:</b>	<b>\$29,572,675</b>

## TRANSPORTATION IMPROVEMENT PROGRAM MODIFICATION

Subregion: WESTERN

Program(s):  CMAQ  STP-MM  Transit  Other TXDOT, 10 MISC (ARRA, LC)Type of Modification:  Administrative  Current RTC Action  Previous RTC Action

Modification Number: 2008-1280 STIP Revision Required?: YES

NCTCOG Project Code(s): 11730

NCTCOG TIP Page Number(s): VII-41

MTP Reference(s): TH1 125.3

TXDOT Control Section Job Number(s): 0363-01-111

Original Project Scope and Location: GRAPEVINE--SH 26 FROM POOL ROAD TO SH 114; WIDEN 4-LANE WITH CONTINUOUS TURN LANE TO 6-LANE DIVIDED; ADDITION OF LANES

Original Funded Amount: FY11--\$28,770,000 TOTAL (\$2,500,000 CATEGORY 1, \$5,000,000 STP-MM (\$4,000,000 FEDERAL AND \$1,000,000 STATE), \$11,572,675 TXDOT PE/ROW, \$9,697,440 LOCAL CONTRIBUTION)

Approved Phase:  Engineering  ROW  Utilities  Construction/Implementation

Estimated Construction Cost: N/A Percent: N/A

Construction Bid Price: N/A Percent: N/A

Request: REMOVE CATEGORY 1 AND STP-MM FUNDING; DECREASE LOCAL CONTRIBUTION BY \$9,218,641 AND ADD \$17,521,201 OF FEDERAL ARRA FUNDS FOR A REVISED AUTHORIZED FUNDING AMOUNT OF \$11,572,675 TOTAL (\$11,572,675 TXDOT PE/ROW) FOR PE/ROW PHASE AND \$18,000,000 TOTAL (\$17,521,201 FEDERAL [ARRA] AND \$478,799 LOCAL CONTRIBUTION) FOR CONSTRUCTION PHASE AND MOVE TO FY 2010 OF THE 2008-2011 TRANSPORTATION IMPROVEMENT PROGRAM (TIP) AND STATEWIDE TRANSPORTATION IMPROVEMENT PROGRAM

## Financial Constraint Statement:

DOES NOT VIOLATE FINANCIAL CONSTRAINT AS SUFFICIENT APPORTIONMENT AVAILABLE TO PROGRAM THE REQUESTED FUNDING AMOUNT

## Air Quality Conformity Statement:


THIS PROJECT IS INCLUDED IN MOBILITY 2030 PLAN-2009 AMENDMENT AND THE RESULTING AIR QUALITY CONFORMITY ANALYSIS

## Other:

 Contingent on TxDOT approval? YES

LOCAL GOVERNMENT TO PAY COST OVERRUNS

## Certified by:


  
 Michael Morris, P.E.  
 Director of Transportation  
 NCTCOG

Date 6/4/10

The following signature authorizes:

 additional Metropolitan Planning Organization (MPO) allocated funds to be moved into Year One. modification to a project funded through a TxDOT-selected program.

## Certified by:

  
 Maribel Chavez, P.E.  
 District Engineer  
 TXDOT, Fort Worth District

Date 4/3/10

**DFW Metropolitan Planning Organization - Fort Worth District**  
**FY 2008 - 2011 Transportation Improvement Program**  
**Highway Financial Summary - Year of Expenditure Construction Costs**  
**June 2010**

**Funding by Category**

Category	Description	FY 2008		FY 2009		FY 2010		FY 2011		Total FY 2008 - 2011	
		Programmed	Authorized	Programmed	Authorized	Programmed	Authorized	Programmed	Authorized	Programmed	Authorized
1	Preventive Maintenance and Rehabilitation	\$0	\$51,410,744	\$96,335,256	\$97,455,256	\$5,614,969	\$75,531,000	\$0	\$2,500,000	\$101,950,225	\$226,897,000
2	Metropolitan Area (TMA) Corridor Projects	\$0	\$0	\$545,792,472	\$618,189,361	\$303,826,832	\$255,402,244	\$31,000,000	\$31,978,730	\$880,619,304	\$905,570,335
3	Urban Area (Non- TMA) Corridor Projects	\$0	\$0	\$0	\$0	\$0	\$0	\$0	\$0	\$0	\$0
4	Statewide Connectivity Corridor Projects	\$0	\$0	\$34,666,320	\$34,666,320	\$0	\$0	\$0	\$4,657,051	\$34,666,320	\$39,323,371
5	CMAQ	\$0	\$0	\$26,154,208	\$26,154,208	\$49,399,192	\$55,383,393	\$22,471,759	\$34,574,334	\$98,025,159	\$116,111,935
6	Structure Replacement and Rehabilitation	\$0	\$63,813,556	\$0	\$22,610,000	\$26,980,686	\$72,496,030	\$0	\$0	\$26,980,686	\$158,919,586
7	Metro Mobility and Rehabilitation	\$0	\$0	\$75,613,211	\$76,240,539	\$52,575,964	\$52,996,029	\$51,863,672	\$56,910,338	\$180,052,847	\$186,146,906
8	Safety	\$0	\$4,040,000	\$0	\$2,940,000	\$0	\$4,200,000	\$0	\$0	\$0	\$11,180,000
9	Transportation Enhancements	\$0	\$2,092,560	\$677,588	\$7,955,955	\$2,798,432	\$2,798,432	\$723,360	\$723,360	\$4,199,380	\$13,570,307
10	Supplemental Transportation Projects	\$0	\$0	\$41,135,423	\$41,135,423	\$424,724,320	\$424,724,320	\$193,307,494	\$193,307,494	\$659,167,237	\$659,167,237
11	District Discretionary	\$0	\$6,597,000	\$5,000,000	\$16,430,000	\$6,040,002	\$19,067,000	\$5,550,000	\$60,378,833	\$16,590,002	\$102,472,833
12	Strategic Priority	\$0	\$0	\$188,626,049	\$354,896,337	\$103,824,838	\$104,313,487	\$0	\$6,118,411	\$292,450,887	\$465,328,235
14	Proposition 12 & 14	\$0	\$0	\$0	\$0	\$49,160,938	\$49,160,938	\$28,095,052	\$28,095,052	\$77,255,990	\$0
ARRA	American Recovery and Reinvestment Act	\$0	\$0	\$379,916,340	\$379,916,340	\$47,453,423	\$47,453,423	\$0	\$0	\$427,369,763	\$427,369,763
	State PE/ROW Funds	\$0	\$0	\$99,450,134	\$99,450,134	\$66,618,391	\$66,618,391	\$305,907	\$305,907	\$166,374,432	\$166,374,432
LC	Local Contributions	\$0	\$0	\$39,016,782	\$39,016,782	\$188,940,123	\$188,940,123	\$40,781,447	\$40,781,447	\$268,738,352	\$268,738,352
	<b>Total</b>	<b>\$0</b>	<b>\$127,953,860</b>	<b>\$1,532,383,783</b>	<b>\$1,817,056,655</b>	<b>\$1,327,958,110</b>	<b>\$1,419,084,810</b>	<b>\$374,098,691</b>	<b>\$460,330,957</b>	<b>\$3,234,440,584</b>	<b>\$3,747,170,292</b>

**Funding Participation Source**

Source	FY 2008	FY 2009	FY 2010	FY 2011	Total
Federal	\$0	\$796,074,859	\$448,196,042	\$107,592,384	\$1,351,863,285
State	\$0	\$304,206,573	\$164,117,063	\$65,877,500	\$534,201,136
Local Contributions	\$0	\$39,016,782	\$188,940,123	\$40,781,447	\$268,738,352
ARRA	\$0	\$379,916,340	\$47,453,423	\$0	\$427,369,763
Local	\$0	\$13,169,229	\$430,090,521	\$159,847,360	\$603,107,110
Proposition 12 & 14	\$0	\$0	\$49,160,938	\$0	\$49,160,938
Other	\$0	\$0	\$0	\$0	\$0
<b>Total</b>	<b>\$0</b>	<b>\$1,532,383,783</b>	<b>\$1,327,958,110</b>	<b>\$374,098,691</b>	<b>\$3,234,440,584</b>

Please note:

- 1) \$24,466,538 in STP-MM funds have been added to the Fort Worth District authorized funding category in FY 2009 from the Dallas District per RTC action on March 5, 2009 as part of the ARRA East-West Partnership
- 2) Category 2 funds for CDA projects are listed in FY 2009 & FY 2010, using funding from later years. This funding will not be needed until those later years, but the projects have to be listed in the STIP for the CDA contract.