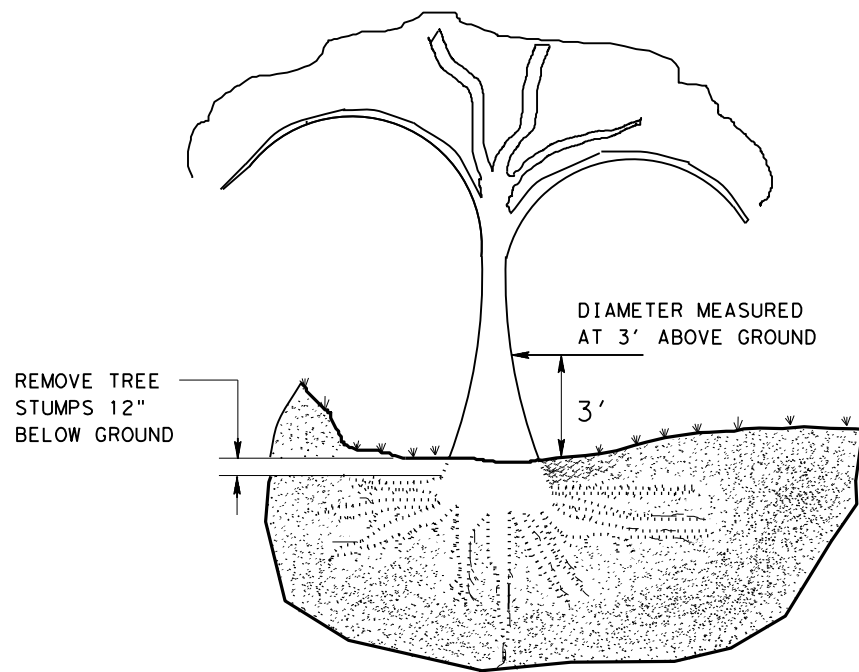


DISCLAIMER: The use of this standard is governed by the "Texas Engineering Practice Act". No warranty of any kind is made by TxDOT for any purpose whatsoever. TxDOT assumes no responsibility for the conversion of this standard to other formats or for incorrect results or damages resulting from its use.

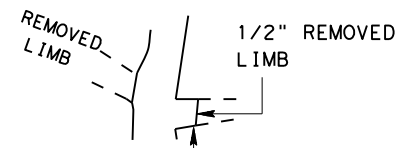


TREE REMOVAL

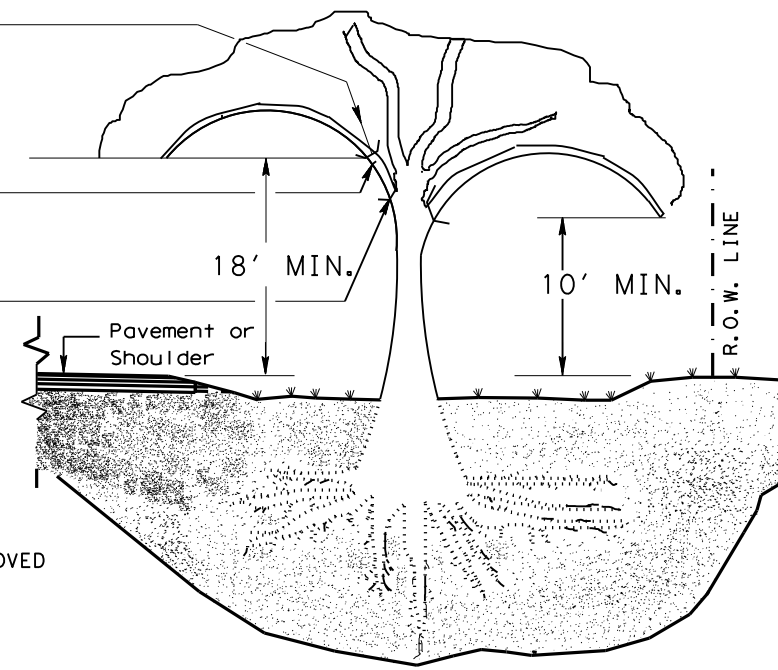
STEP 1:
CUT 1/3 WAY THROUGH BOTTOM OF LIMB 8" TO 12" ABOVE MAIN STEM (OR TRUNK).

STEP 2:
REMOVE LIMB 4" TO 6" BEYOND THE FIRST CUT

STEP 3:
REMOVE STUB WITH A SMOOTH CUT SO THAT TRACE COLLAR OF THE REMOVED LIMB PROTRUDES APPROXIMATELY 1/2" FROM THE MAIN STEM

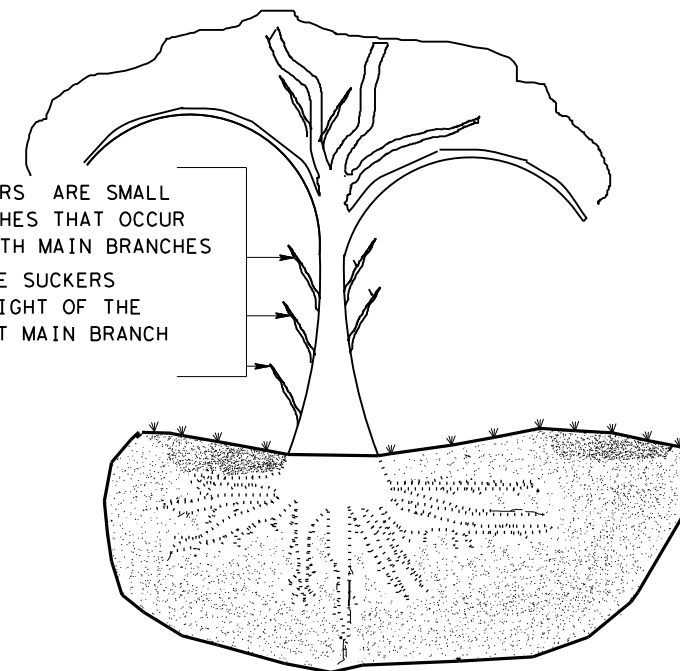


EXAMPLE 1/2" PROTRUDING COLLAR

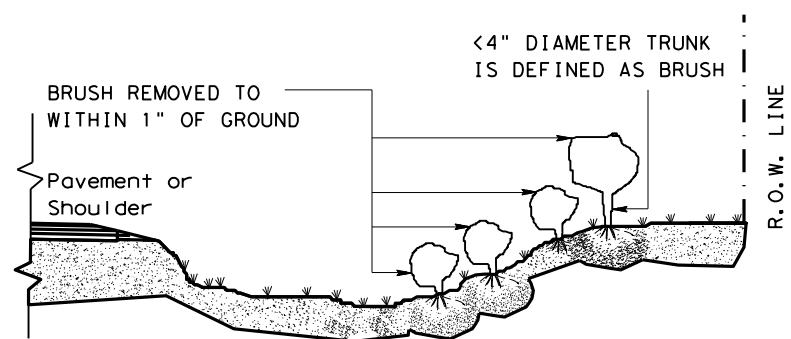


TREE TRIMMING

SUCKERS ARE SMALL BRANCHES THAT OCCUR BENEATH MAIN BRANCHES REMOVE SUCKERS TO HEIGHT OF THE LOWEST MAIN BRANCH



STEPS 1, 2 AND 3 APPLY WHEN REMOVING LIMBS 2" IN DIAMETER OR LARGER.



BRUSH REMOVAL

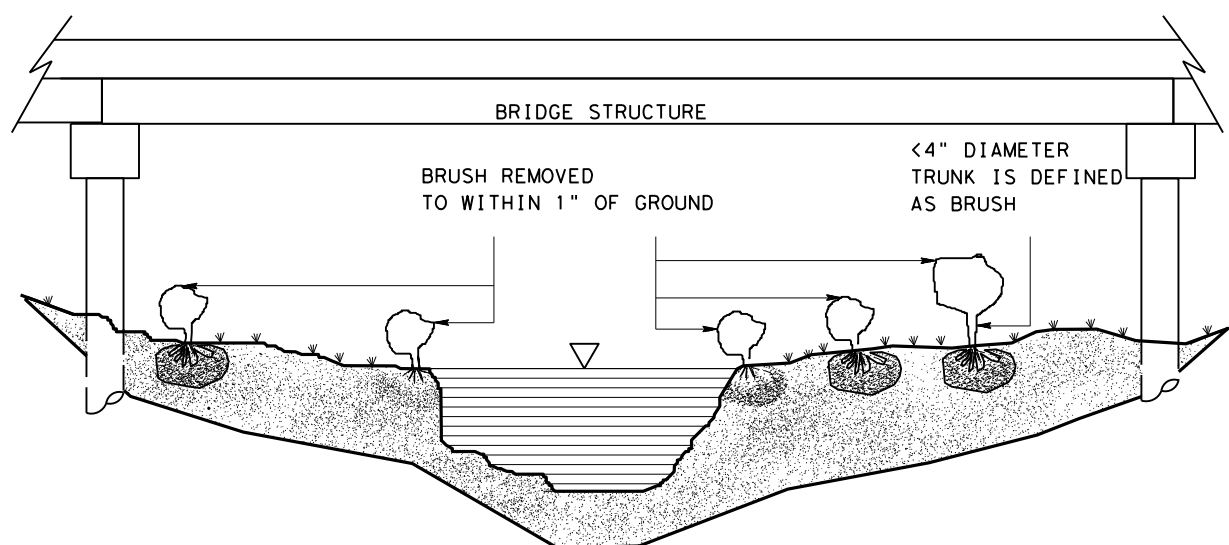
GENERAL NOTES:

TREE TRIMMING

1. TRIM AND REMOVE ALL TREE LIMBS ON THE PAVEMENT SIDE OF THE TRUNK 18' ABOVE THE PAVEMENT OR BRIDGE DECK ELEVATION, UNLESS OTHERWISE SHOWN ON THE PLANS.
2. TRIM AND REMOVE ALL TREE LIMBS BETWEEN THE TRUNK AND R.O.W. LINE 10' ABOVE NATURAL GROUND, TERRAIN OR OTHER STRUCTURE ELEVATION, UNLESS OTHERWISE SHOWN ON THE PLANS.

TREE REMOVAL

3. FOR TREES MARKED FOR REMOVAL, THE DIAMETER OF TREES ARE DETERMINED BY MEASUREMENT OF THE TRUNK CIRCUMFERENCE 3' ABOVE THE GROUND. TREES WITH TRUNKS OF LESS THAN 4" DIAMETER ARE CONSIDERED TO BE BRUSH. TREES WITH MULTIPLE TRUNKS AT THE POINT OF MEASUREMENT ARE MEASURED AND PAID FOR SEPARATELY.
4. MEASUREMENTS FOR PAYMENT OF TREE DIAMETERS ARE DIVIDED INTO THE RANGES SHOWN IN TABLE 1.



BRUSH REMOVAL UNDER BRIDGE AND IN CHANNEL

PAY ITEM	RANGE FOR PAY ITEMS			
	TRUNK DIAMETER *		TRUNK CIRCUMFERENCE	
	LOWER LIMIT IS GREATER THAN	UPPER LIMIT IS LESS THAN OR EQUAL TO	LOWER LIMIT IS GREATER THAN	UPPER LIMIT IS LESS THAN OR EQUAL TO
752 6005	4	12	12 1/2	37 1/2
752 6006	12	18	37 1/2	56 1/2
752 6007	18	24	56 1/2	75 1/2
752 6008	24	30	75 1/2	94
752 6009	30	36	94	113
752 6010	36	42	113	132
752 6011	42	48	132	151
752 6012	48	60	151	188 1/2
752 6013	60	72	188 1/2	226
752 6019	72	84	226	264
	84	GREATER THAN 84	264	NOT APPLICABLE

*SEE GENERAL NOTE #3.



TREE AND BRUSH REMOVAL

TRB-15(1)

FILE:	DW: JEO	CK: LJB	DW: JEO	CK:
© TxDOT MARCH 2015	CONT	SECT	JOB	HIGHWAY
REVISIONS				
Revised table 1 to 2014 Specification	DIST	COUNTY	SHEET NO.	