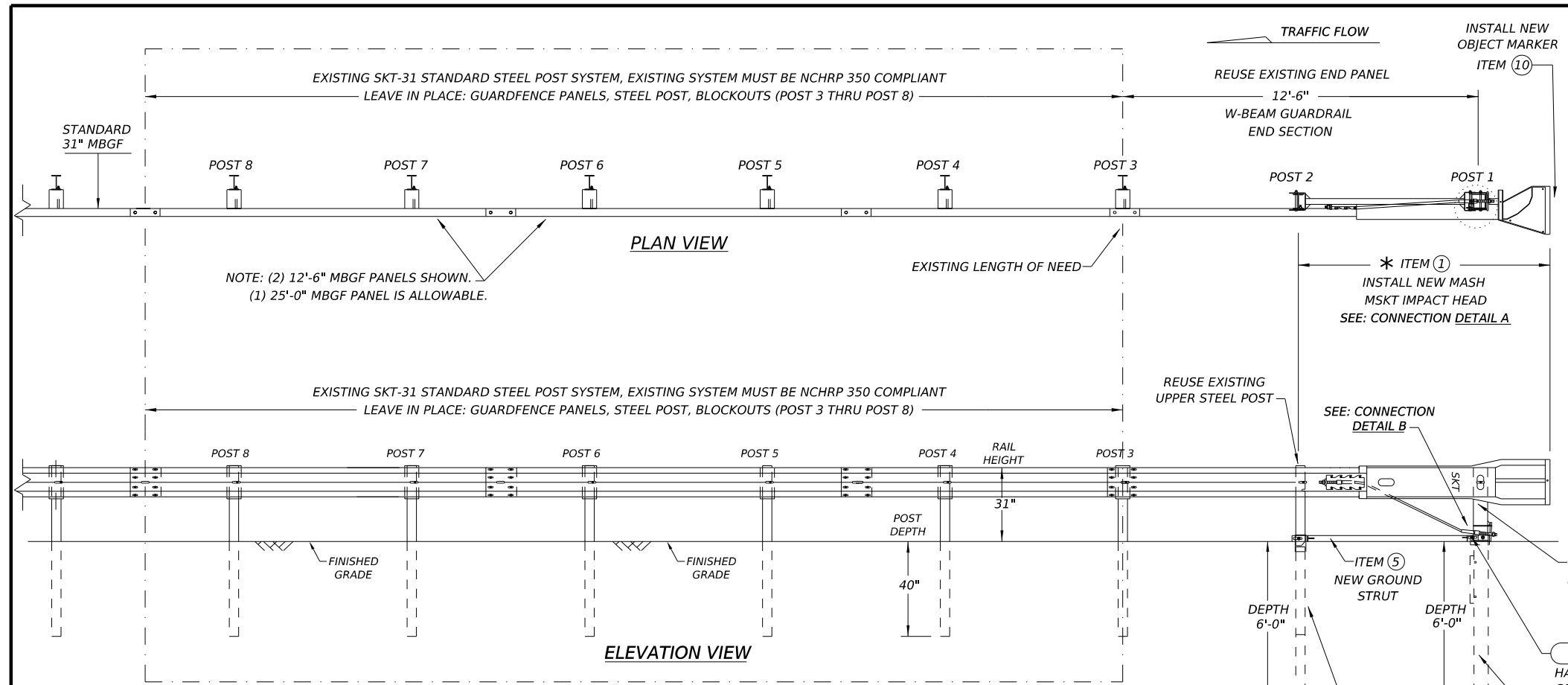
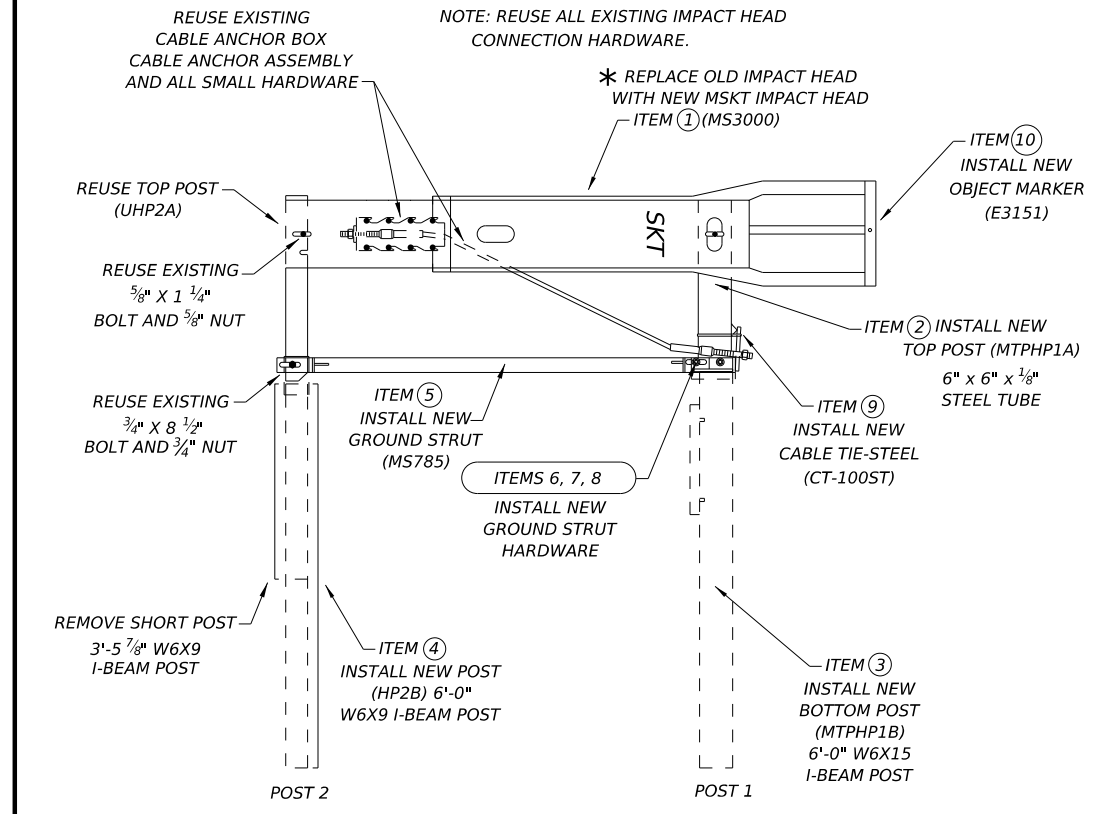


DISCLAIMER: THE USE OF THIS STANDARD IS GOVERNED BY THE "TEXAS ENGINEERING PRACTICE ACT". NO WARRANTY OF ANY KIND IS MADE BY TxDOT FOR ANY PURPOSE WHATSOEVER. TxDOT ASSUMES NO RESPONSIBILITY FOR THE CONVERSION OF THIS STANDARD TO OTHER FORMATS OR FOR INCORRECT RESULTS OR DAMAGES RESULTING FROM ITS USE.

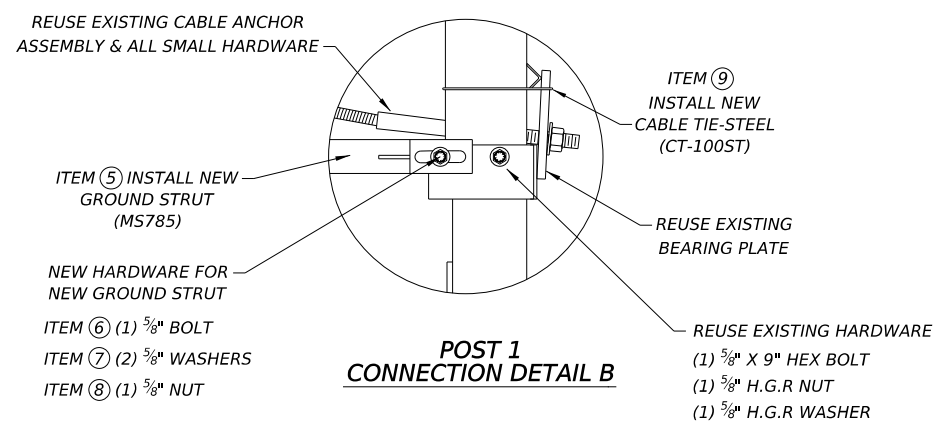


GENERAL NOTES

- FOR SPECIFIC INFORMATION REGARDING INSTALLATION AND TECHNICAL GUIDANCE OF THE SYSTEM, CONTACT: ROAD SYSTEMS, INC. (432)263-2435. 3616 OLD HOWARD COUNTY AIRPORT, BIG SPRING, TX 79720
- FOR INSTALLATION, REPAIR AND MAINTENANCE REFER TO; MSKT END TERMINAL, PRODUCT DESCRIPTION ASSEMBLY MANUAL (PUBLICATION-062717).
- APPLY HIGH INTENSITY REFLECTIVE SHEETING, "OBJECT MARKER" ON THE FRONT FACE OF THE DEVICE PER MANUFACTURER'S RECOMMENDATIONS. OBJECT MARKER SHALL CONFORM TO THE STANDARDS REQUIRED IN TEXAS MUTCD.
- FOR POST (LEAVE-OUT) INSTALLATION AND GUIDANCE SEE TxDOT'S LATEST ROADWAY MOW STRIP STANDARD.
- HARDWARE (BOLTS, NUTS, & WASHERS) SHALL BE GALVANIZED IN ACCORDANCE WITH ITEM 445, "GALVANIZING". FITTINGS SHALL BE SUBSIDIARY TO THE BID ITEM.
- IF SOLID ROCK IS ENCOUNTERED IN THE AREA OF (POST 1) AND / OR (POST 2) CONTACT THE MANUFACTURER, AND REFER TO THE LATEST ROADWAY MBGF STANDARD FOR INSTALLATION GUIDANCE.
- POSTS SHALL NOT BE SET IN CONCRETE.
- THE EXISTING SKT 31" STANDARD STEEL POST SYSTEM MUST BE THOROUGHLY INSPECTED, AND DETERMINED TO BE INTACT, AND FREE OF ANY DAMAGE OR DEFECTS BEFORE RETROFITTING. THIS INSPECTION INCLUDES COMPLETING THE MSKT RETROFIT INSPECTION CHECKLIST FOR THE EXISTING SKT 31" STEEL POST NCHRP 350 SYSTEM. ALL EXISTING, AND REUSABLE PARTS MUST BE FREE OF ANY DAMAGE FOR A MASH COMPLIANT RETROFIT.
- UNDER NO CIRCUMSTANCES SHALL THE GUARDRAIL WITHIN THE MSKT SYSTEM BE CURVED.
- A FLARE RATE OF UP TO 25:1 MAY BE USED TO PREVENT THE TERMINAL HEAD FROM ENCRUACHING ON THE SHOULDER. THE FLARE MAY BE DECREASED OR ELIMINATED FOR SPECIFIC INSTALLATIONS, IF DIRECTED BY THE ENGINEER.
- SPECIAL DRIVING CAP TO BE USED WHEN DRIVING (LOWER POSTS 1 & 2) TO PREVENT DAMAGE TO THE WELDED PLATES.



**CONNECTION DETAIL A
IMPACT HEAD (POST 1 & POST 2)**



**POST 1
CONNECTION DETAIL B**

ITEMS	QTY	MAIN SYSTEM COMPONENTS	PART NUMBERS
* 1	1	MSKT IMPACT HEAD	MS3000
2	1	POST 1 - TOP (6" X 6" X 1/8" TUBE)	MTPHP1A
3	1	POST 1 - BOTTOM (6" W6X15)	MTPHP1B
4	1	POST 2 - ASSEMBLY BOTTOM (6" W6X9)	HP2B
5	1	GROUND STRUT	MS785
6	1	5/8" X 9" HEX BOLT (GRD A449)	B580904A
7	2	5/8" WASHERS	W050
8	1	5/8" H.G.R NUT	N050
9	1	CABLE TIE-STEEL	CT-100ST
* 10	1	OBJECT MARKER 18" X 18"	E3151

COMPONENTS REQUIRED TO RETROFIT: EXISTING 31" STEEL POST (NCHRP 350 SKT) GUARDRAIL TERMINAL WITH THE NEW 31" (MASH COMPLIANT MSKT IMPACT HEAD).
 * IF THE EXISTING NCHRP 350 (31" STEEL POST SKT) ALREADY HAS THE MSKT IMPACT HEAD THERE IS NO NEED TO REPLACE THE IMPACT HEAD OR OBJECT MARKER AS LONG AS IT IS NOT DAMAGED.

NOTE: THIS STANDARD IS A BASIC REPRESENTATION OF THE EXISTING; SKT END TERMINAL RETROFITTED TO THE MSKT MASH COMPLIANT TERMINAL, IT IS NOT INTENDED TO REPLACE THE PRODUCT DESCRIPTION ASSEMBLY MANUAL.

Texas Department of Transportation

**RETROFIT STANDARD
SKT 31" STEEL POST SYSTEM
TO MASH MSKT
SGT (13S) 31-18**

FILE: sgt13s3118.dgn	DN: TxDOT	CK: KM	DW: VP	CK: CL
© TxDOT: APRIL 2018	CONT	SECT	JOB	HIGHWAY
REVISIONS	DIST	COUNTY	SHEET NO.	

DATE:
FILE: