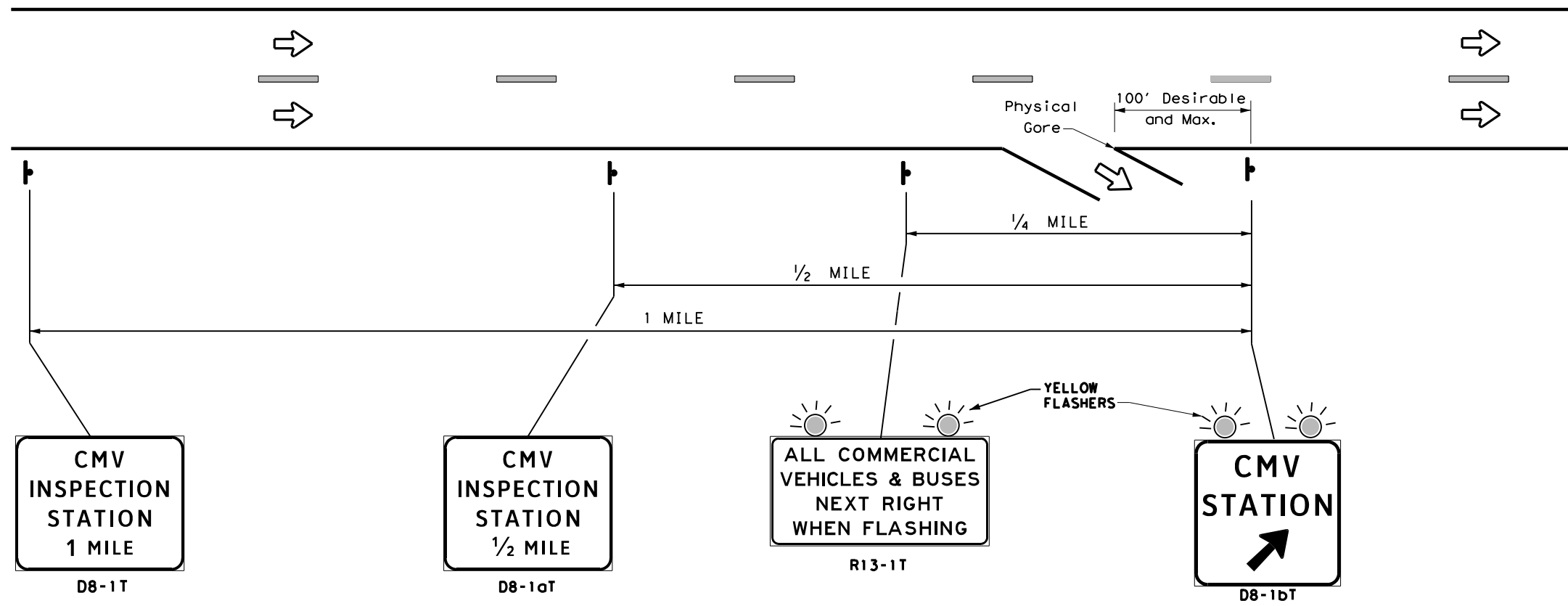


DISCLAIMER: The use of this standard is governed by the "Texas Engineering Practice Act". No warranty of any kind is made by TxDOT for any purpose whatsoever. TxDOT assumes no responsibility for the conversion of this standard to other formats or for incorrect results or damages resulting from its use.

DATE:  
FILE:



LEGEND	
	Sign
	Traffic Flow

ALUMINUM SIGN BLANKS THICKNESS	
Square Feet	Minimum Thickness
Less than 7.5	0.080
7.5 to 15	0.100
Greater than 15	0.125

HIGHWAY SIGN SIZES		
Nomenclature	Conventional	Expressway/ Freeway
R13-1T	96x48	156x78
D8-1T	78x60	120x96
D8-1aT	78x60	120x96
D8-1bT	60x60	66x66

DEPARTMENTAL MATERIAL SPECIFICATIONS	
ALUMINUM SIGN BLANKS	DMS-7110
SIGN FACE MATERIALS	DMS-8300

## CMV INSPECTION STATION SIGNING FOR CONVENTIONAL HIGHWAYS , EXPRESSWAYS AND FREEWAYS

SHEETING REQUIREMENTS		
USAGE	COLOR	SIGN FACE MATERIAL
BACKGROUND	WHITE	TYPE A SHEETING
BACKGROUND	GREEN	TYPE B OR C SHEETING
LEGEND & BORDERS	WHITE	TYPE D SHEETING
LEGEND & BORDERS	BLACK	ACRYLIC NON-REFLECTIVE FILM

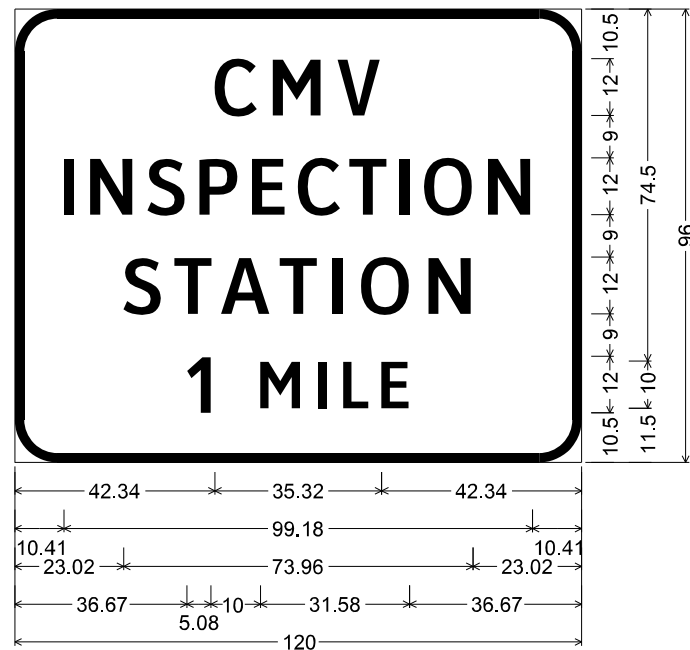
### GENERAL NOTES

- Signs to be furnished shall conform to the tables on this standard sheet. Standard sign designs and arrow dimensions can be found in the "Standard Highway Sign Designs for Texas" (SHSD).
- Black legends shall use the Federal Highway Administration (FHWA) Standard Highway Alphabets (B, C, D, E, Emod or F). White legends shall use the Clearview Alphabet.
- Lateral spacing between letters and numerals shall conform with the SHSD, and any approved changes thereto. Lateral spacing of legends shall provide a balanced appearance when spacing is not shown.
- White legends shall be cut-out white sheeting applied to green background sheeting. Black legends shall be applied by screening process, cut-out acrylic non-reflective film or combination thereof.
- Sign substrate shall be any material that meets the Department Material Specification requirements for permanent sign substrates.
- Mounting and electrical details are shown in the "SMD" and "ED" series Standard Plan Sheets.

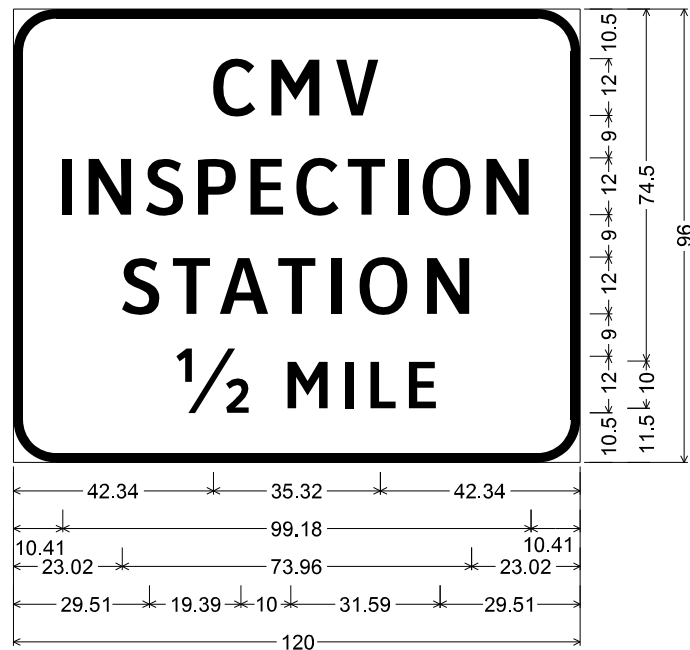
		<i>Traffic Safety Division Standard</i>	
<h1>CMV INSPECTION STATION SIGNING</h1>			
<h2>CMV-19</h2>			
FILE: cmv-19.dgn	DN:	CK:	DW: CK:
© TxDOT February 2010	CONT	SECT	JOB HIGHWAY
9-19	REVISIONS		
	DIST	COUNTY	SHEET NO.

DISCLAIMER: The use of this standard is governed by the "Texas Engineering Practice Act". No warranty of any kind is made by TxDOT for any purpose whatsoever. TxDOT assumes no responsibility for the conversion of this standard to other formats or for incorrect results or damages resulting from its use.

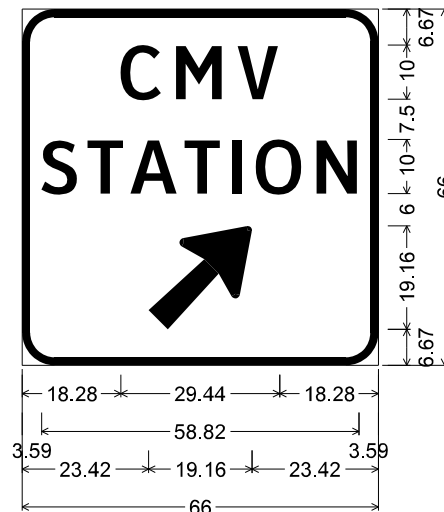
DATE:  
FILE:



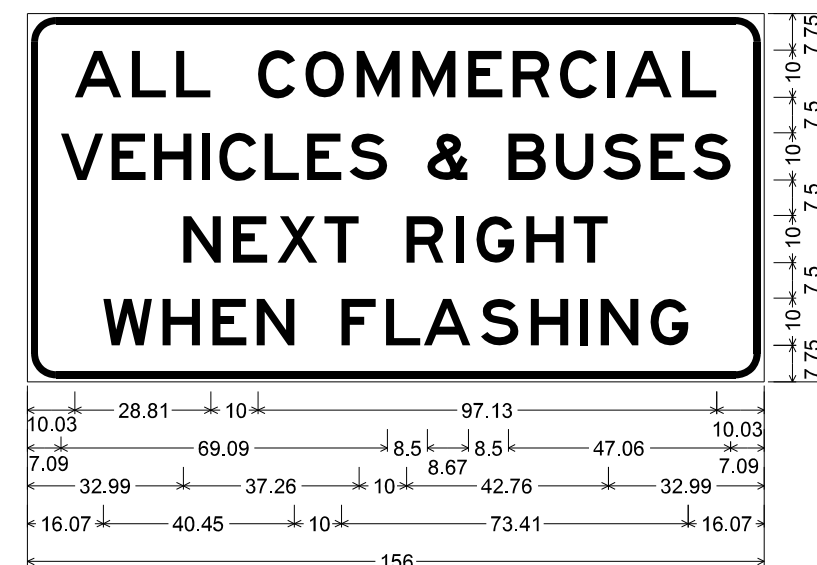
Identifier : D8-1T\_120x96;  
9.00" Radius, 2.00" Border, White on Green;  
[CMV] ClearviewHwy-4-W;  
[INSPECTION] ClearviewHwy-4-W 80% spacing;  
[STATION] ClearviewHwy-4-W;  
[1 MILE] ClearviewHwy-4-W;



Identifier : D8-1aT\_120x96;  
9.00" Radius, 2.00" Border, White on Green;  
[CMV] ClearviewHwy-4-W;  
[INSPECTION] ClearviewHwy-4-W 80% spacing;  
[STATION] ClearviewHwy-4-W;  
[1/2 MILE] ClearviewHwy-4-W;

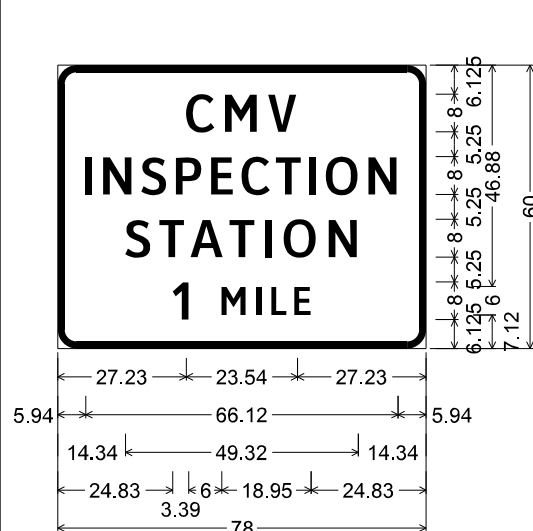


Identifier : D8-1bT\_66x66;  
6.00" Radius, 1.50" Border, White on Green;  
[CMV] ClearviewHwy-4-W;  
[STATION] ClearviewHwy-4-W 80% spacing;  
Arrow A-1 - 24.25" 45°;

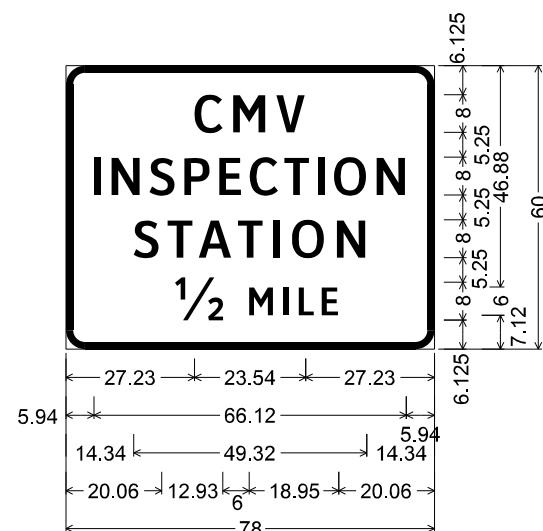


Identifier : R13-1T(2)\_156x78;  
6.00" Radius, 1.50" Border, 0.75" Indent, Black on White;  
[ALL COMMERCIAL] E; [VEHICLES & BUSES] E 80% spacing;  
[NEXT RIGHT] E; [WHEN FLASHING] E;

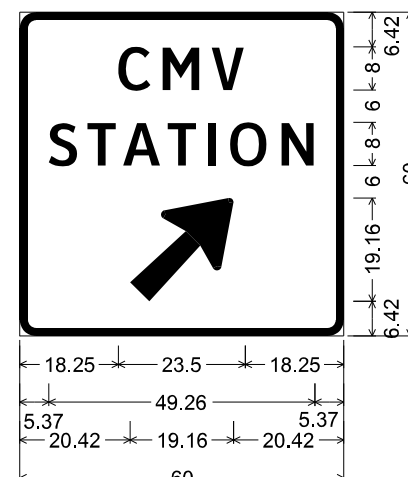
### EXPRESSWAY/FREEWAY SIGN DETAILS



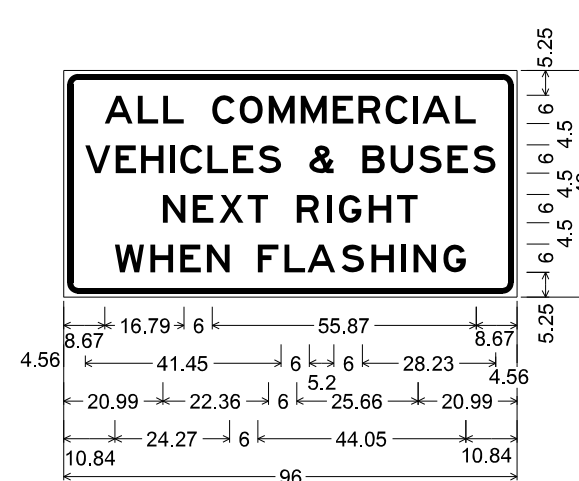
Identifier : D8-1T\_78x60;  
4.00" Radius, 1.50" Border, White on Green;  
[CMV] ClearviewHwy-4-W;  
[INSPECTION] ClearviewHwy-4-W 80% spacing;  
[STATION] ClearviewHwy-4-W;  
[1 MILE] ClearviewHwy-4-W;



Identifier : D8-1aT\_78x60;  
4.00" Radius, 1.50" Border, White on Green;  
[CMV] ClearviewHwy-4-W;  
[INSPECTION] ClearviewHwy-4-W 80% spacing;  
[STATION] ClearviewHwy-4-W;  
[1/2 MILE] ClearviewHwy-4-W;



Identifier : D8-1bT\_60x60;  
3.00" Radius, 1.50" Border, White on Green;  
[CMV] ClearviewHwy-4-W;  
[STATION] ClearviewHwy-4-W;  
Arrow A-1 - 24.25" 45°;



Identifier : R13-1T\_96x48;  
3.00" Radius, 1.25" Border, 0.75" Indent, Black on White;  
[ALL COMMERCIAL] E 80% spacing;  
[VEHICLES & BUSES] E 80% spacing;  
[NEXT RIGHT] E; [WHEN FLASHING] E;

### CONVENTIONAL HIGHWAY SIGN DETAILS

<h2>CMV INSPECTION STATION SIGN DETAILS</h2> <h3>CMV (SD) - 19</h3>			
FILE: cmv (sd) 19.dgn	DN:	CK:	DW: CK:
© TxDOT September 2019	CONT	SECT	JOB HIGHWAY
REVISIONS			
DIST	COUNTY		SHEET NO.