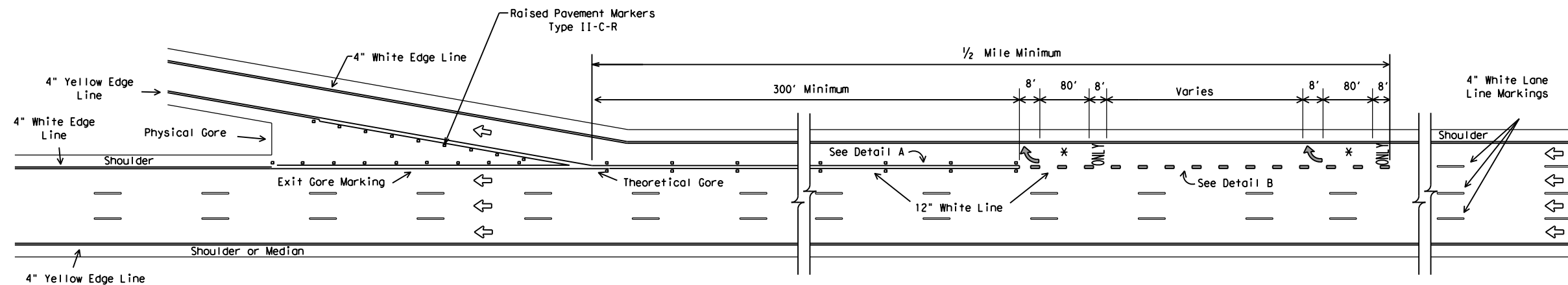
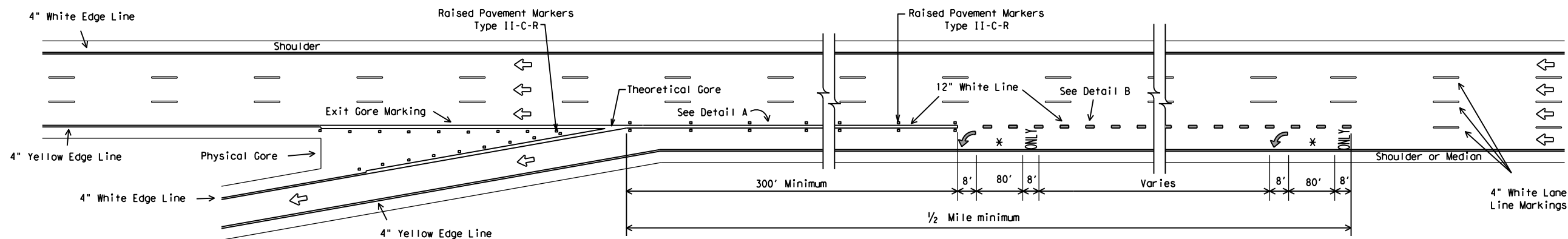


DISCLAIMER: The use of this standard is governed by the "Texas Engineering Practice Act". No warranty of any kind is made by TxDOT for any purpose whatsoever. TxDOT assumes no responsibility for the conversion of this standard to other formats or for incorrect results or damages resulting from its use.

DATE:
FILE:

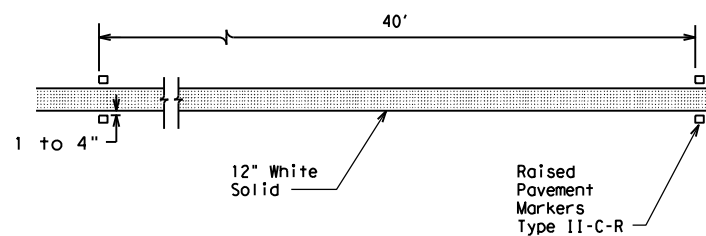


SINGLE LANE EXIT - LANE DROP OR EXIT ONLY

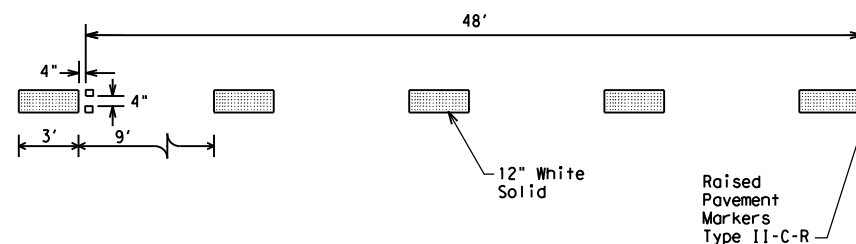


SINGLE LANE EXIT - LANE DROP OR EXIT ONLY (LEFTHAND)

LEGEND	
←	Denotes direction of traffic.
↩	Pavement marking arrows (white)
*↩	Arrow markings are optional, however "ONLY" is required if arrow is used



DETAIL A



DETAIL B

Wide (12") Dotted Lane Line (See Note 3)

MATERIAL SPECIFICATIONS	
PAVEMENT MARKERS (REFLECTORIZED)	DMS-4200
EPOXY AND ADHESIVES	DMS-6100
BITUMINOUS ADHESIVE FOR PAVEMENT MARKERS	DMS-6130
TRAFFIC PAINT	DMS-8200
HOT APPLIED THERMOPLASTIC	DMS-8220
PERMANENT PREFABRICATED PAVEMENT MARKINGS	DMS-8240

All pavement marking materials shall meet the required Departmental Material Specifications as specified by the plans.

GENERAL NOTES

1. Pavement markings shall be white except as otherwise noted.
2. Length of 12" white line may vary depending on location.
3. Wide (12") Dotted Lane Line (See Detail B) is used to separate a through lane from a lane drop at normal exit ramp and from an auxiliary lane between an entrance and exit ramp.

Texas Department of Transportation
Traffic Operations Division

**TYPICAL STANDARD
FREEWAY PAVEMENT MARKINGS
LANE DROP (EXIT ONLY) EXIT RAMPS
FPM(3)-12**

© TxDOT April 1992		DN: TxDOT	CK: TxDOT	DW: TxDOT	CK: TxDOT
REVISIONS		CONT	SECT	JOB	HIGHWAY
5-00					
8-00					
2-10					
2-12					
		DIST	COUNTY		SHEET NO.