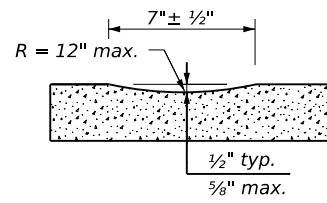
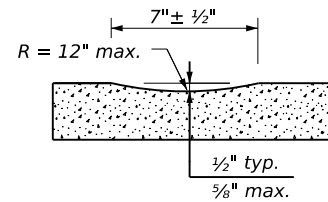


DISCLAIMER: The use of this standard is governed by the "Texas Engineering Practice Act". No warranty of any kind is made by TxDOT for any purpose whatsoever. TxDOT assumes no responsibility for the conversion of this standard to other formats or for incorrect results or damages resulting from its use.

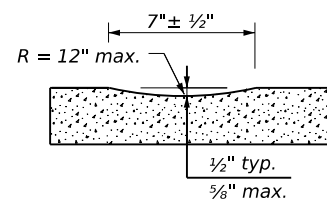
DATE: FILE:



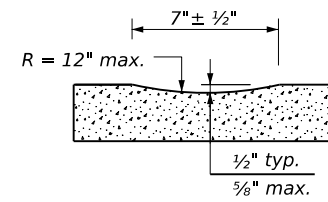
PROFILE VIEW  
OPTION 1



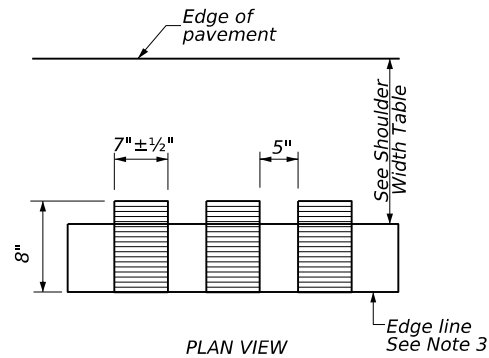
PROFILE VIEW  
OPTION 2



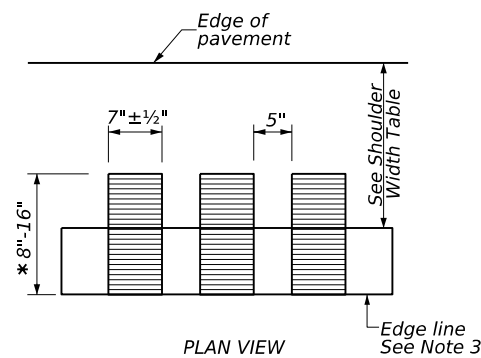
PROFILE VIEW  
OPTION 3



PROFILE VIEW  
OPTION 4

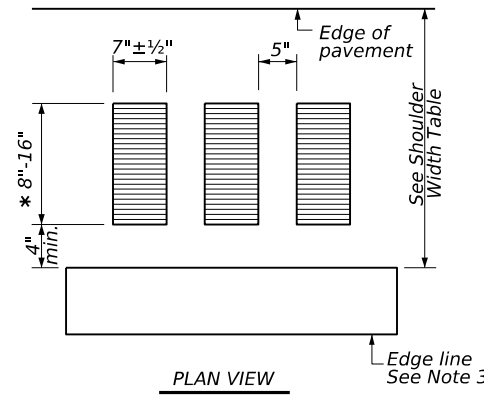


PLAN VIEW



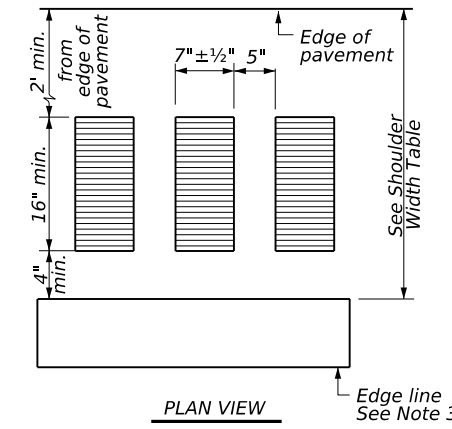
PLAN VIEW

\* This distance may vary based on width of shoulder



PLAN VIEW

\* This distance may vary based on width of shoulder



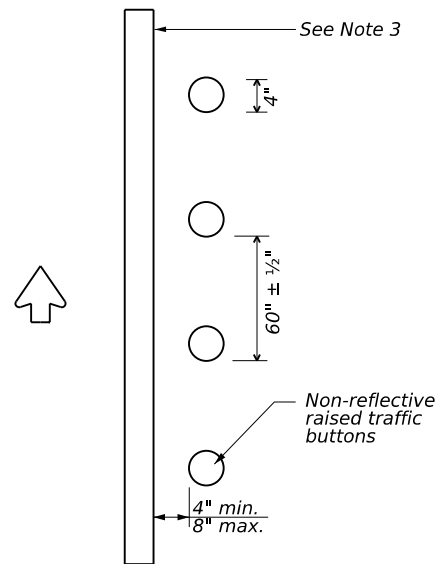
PLAN VIEW

**CONTINUOUS MILLED DEPRESSIONS (Rumble Strips)**

**CONTINUOUS MILLED DEPRESSIONS (Rumble Strips)**

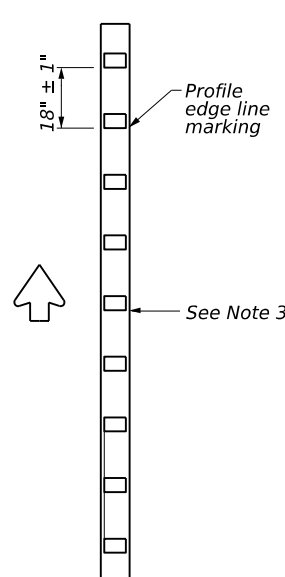
**CONTINUOUS MILLED DEPRESSIONS (Rumble Strips)**

**CONTINUOUS MILLED DEPRESSIONS (Rumble Strips)**



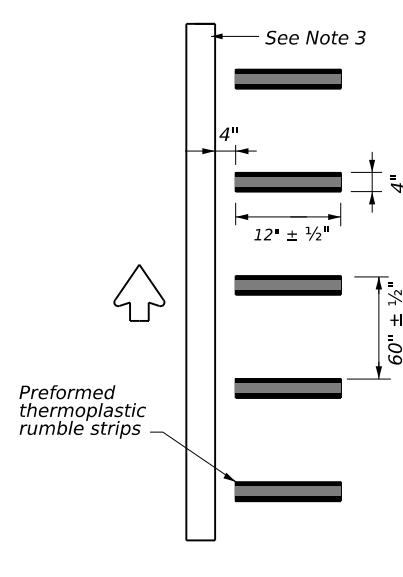
PLAN VIEW  
OPTION 5

**RAISED EDGE LINE (Rumble Strips)**



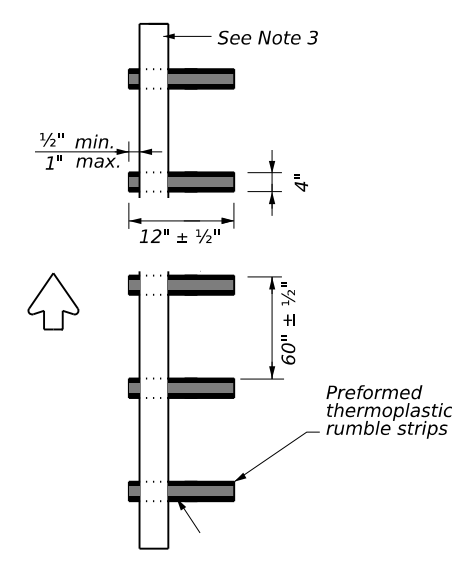
PLAN VIEW  
OPTION 6

**PROFILE EDGE LINE MARKINGS (Rumble Strips)**



PLAN VIEW  
OPTION 7

**PREFORMED THERMOPLASTIC EDGE LINE (Rumble Strips)**



PLAN VIEW  
OPTION 8

**PREFORMED THERMOPLASTIC EDGE LINE (Rumble Strips)**

**GENERAL NOTES**

- Rumble strips and profile markings shall not be placed on roadways with a posted speed limit of 45 MPH or less.
- Milled rumble strips are preferred when adequate pavement depth is available. If pavement thickness is less than 2 inches, milled rumble strips shall not be used. Rumble strips shall not be milled or depressed into bridge decks.
- Use Standard Sheet PM(2) and FPM(1) for positioning, dimensioning, and spacing of all reflective raised pavement markers, pavement markings, and profile markings.
- See the Shoulder Width Table below for determining what options may be used for edge line rumble strips.
- Breaks in edge line rumble strips shall occur at least 50 feet and no more than 150 feet in advance of bridges, railroad crossings, intersections, or driveways with high usage of large trucks when installed on conventional highways.
- Rumble strips shall not be placed across exit or entrance ramps, acceleration or deceleration lanes, crossovers, gore areas, or intersections with other roadways.
- Consideration should be given to noise levels when edgeline rumble strips are to be installed near residential areas, schools, churches, etc. A 3/8 inch deep (minimum) milled rumble strip may be considered in these areas.
- Consideration shall be given to bicyclists. See RS(6).

**WHEN INSTALLING MILLED DEPRESSION EDGE LINE RUMBLE STRIPS:**

- See dimensions for milled rumble strips. Other shapes and dimensions may be used if approved by the Traffic Safety Division.
- Pavement markings can be applied over milled shoulder rumble strips to create an edge line rumble strip.

**WHEN INSTALLING RAISED OR PROFILE EDGE LINE RUMBLE STRIPS:**

- Raised rumble strips consisting of non-reflective raised traffic buttons may be used. Non-reflective raised traffic buttons can be affixed to asphalt or concrete with bitumen or adhesives, as per the manufacturer's recommendations.
- Non-reflective traffic buttons shall be placed adjacent to the pavement marking delineating the edge line when used as a rumble strip. The color of the button should match the color of the adjacent edge line marking (white or yellow). The buttons will be paid for under Item 672, "Raised Pavement Markers." Non-reflective traffic buttons must meet the requirements of DMS-4300.
- Non-reflective traffic buttons shall not be placed across exit or entrance ramps, acceleration and deceleration lanes, crossovers, gore areas or intersections with other roadways.
- The minimum distance between the edge line and the buttons should be used if the shoulder is less than 8 feet in width.
- Raised profile thermoplastic markings used as edge lines may substitute for buttons.

SHOULDER WIDTH TABLE		
EQUAL TO OR LESS THAN 2 FEET	GREATER THAN 2 FEET LESS THAN 4 FEET	EQUAL TO OR GREATER THAN 4 FEET
Option 1, 5, 6 or 8	Option 1, 2, 3, 5, 6 or 7	Option 2, 4, 5, 6 or 7

<b>EDGE LINE RUMBLE STRIPS ON UNDIVIDED OR TWO LANE HIGHWAYS RS(2)-23</b>			
FILE: rs(2)-23.dgn	DN: TxDOT	CK: TxDOT	DW: TxDOT
© TxDOT	January 2023	CONV	SECT
REVISIONS		JOB	HIGHWAY
10-13		DIST	COUNTY
1-23			SHEET NO.