
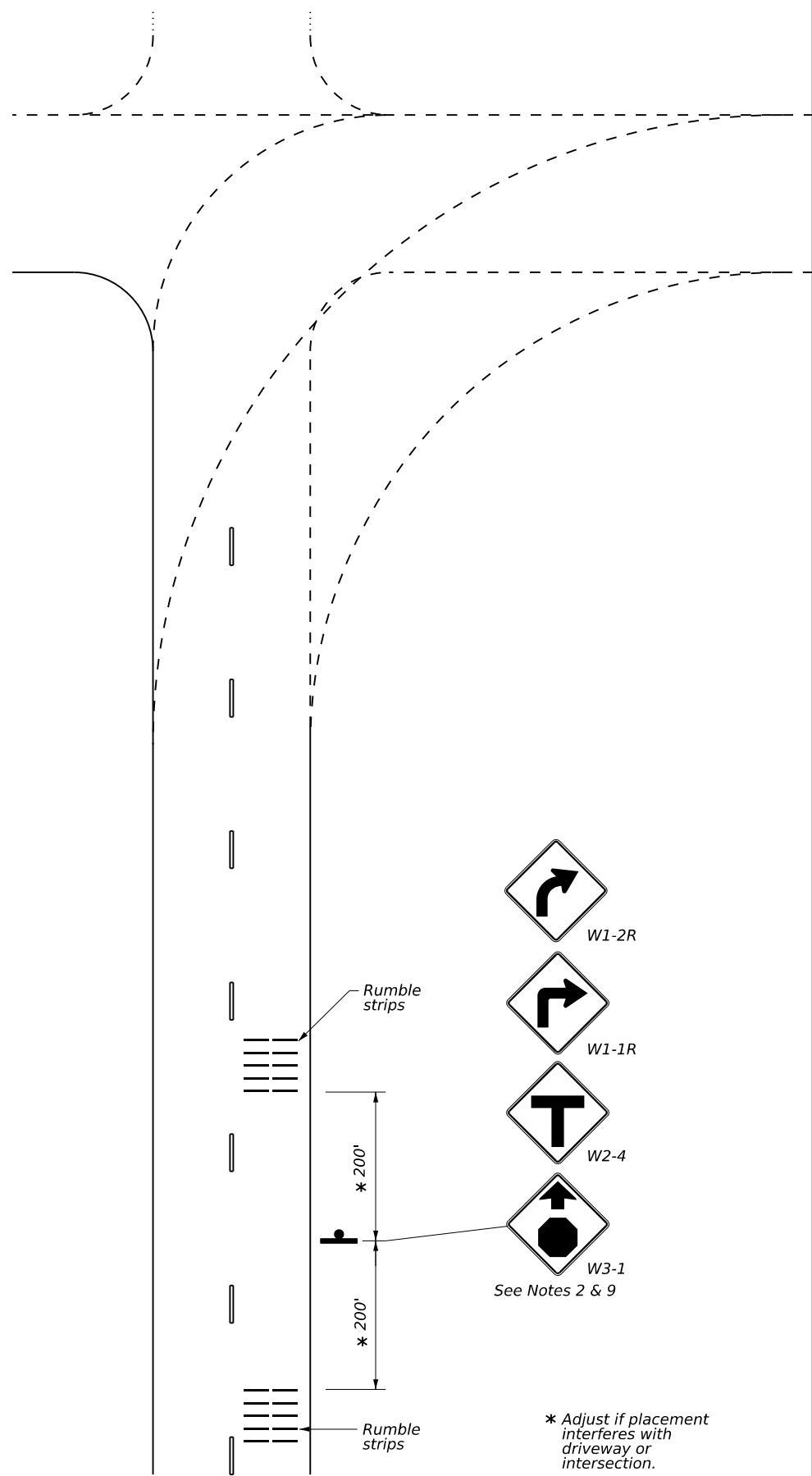


RUMBLE STRIP TYPICAL APPLICATION

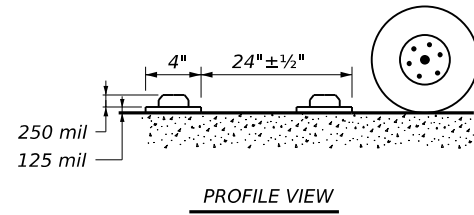
See Note 1



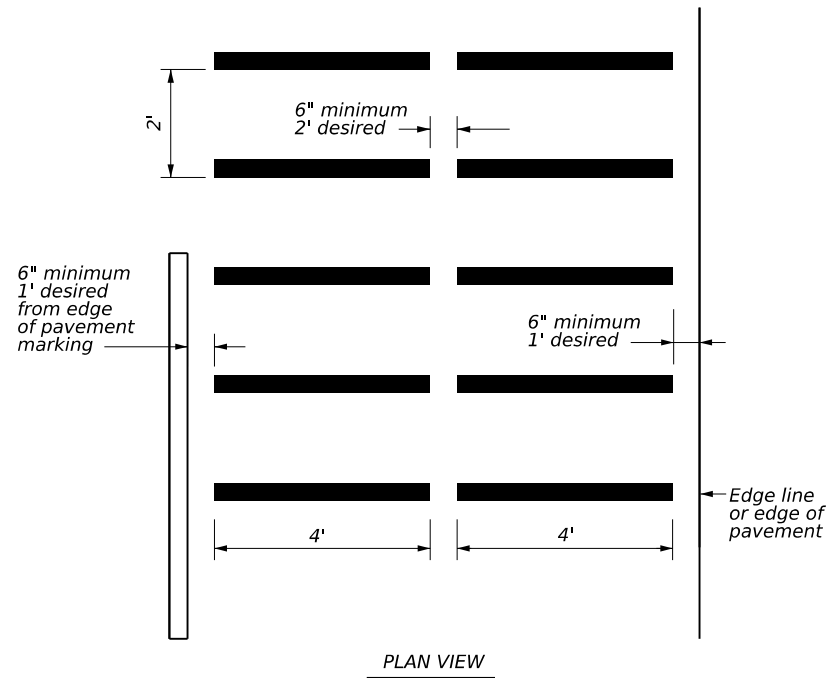
* Adjust if placement interferes with driveway or intersection.

DISCLAIMER: The use of this standard is governed by the "Texas Engineering Practice Act". No warranty of any kind is made by TxDOT for any purpose whatsoever. TxDOT assumes no responsibility for the conversion of this standard to other formats or for incorrect results or damages resulting from its use.

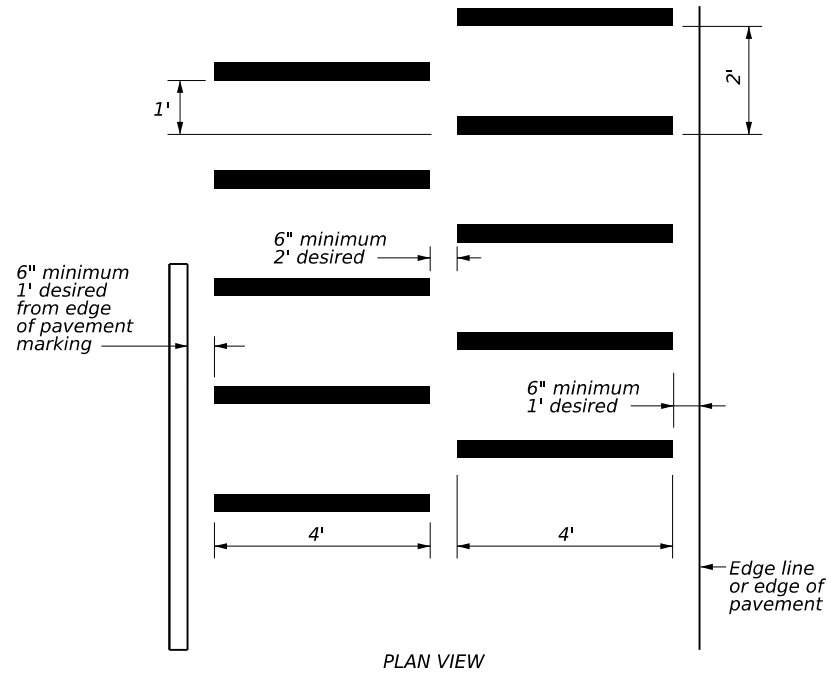
DATE:
FILE:



RUMBLE STRIP STANDARD PATTERN



RUMBLE STRIP ALTERNATIVE PATTERN



GENERAL NOTES

1. Transverse or in-lane rumble strips should only be used at high incident and special geometric locations. These special geometric locations may include: approaches to rural, high speed signalized or stop-controlled intersections with sight restrictions and/or high crash rates, approaches to unexpected urban intersections, approaches to newly installed stop or signalized controlled intersections, approaches to toll plazas, approaches to hazardous horizontal curves, and approaches to railroad grade crossings.
2. When used, the rumble strips shall be placed 200 feet upstream and downstream of the warning sign.
3. The use of rumble strips should not be widespread or indiscriminate.
4. Preformed black raised rumble strips should be used. They should be installed in accordance with the manufacturer's recommendations.
5. Please reference the TxDOT Material Producers List for approved rumble strips (transverse): <http://www.txdot.gov/>
6. Consideration should be given to noise levels when in-lane or transverse rumble strips are to be installed near residential areas, schools, churches, etc.
7. The RUMBLE STRIPS AHEAD (W17-2T) sign may be used in advance of in-lane or transverse rumble strips, based on engineering judgement. This sign is typically not necessary for rumble strip installations built to the guidelines on this standard sheet. When used, this sign should be spaced in advance of the rumble strips based on the Guidelines for Advance Placement of Warning Signs table of the Texas Manual on Uniform Traffic Control Devices.
8. Consideration shall be given to bicyclists. See RS(6).
9. Other signs can be used as conditions warrant.



TRANSVERSE OR IN-LANE RUMBLE STRIPS

RS(5)-23

FILE: rs(5)-23.dgn	DN: TxDOT	CK: TxDOT	DW: TxDOT	CK: TxDOT
© TxDOT	January 2023	CONT	SECT	JOB
4-06	1-12	REVISIONS		HIGHWAY
2-10		DIST	COUNTY	SHEET NO.
10-13				