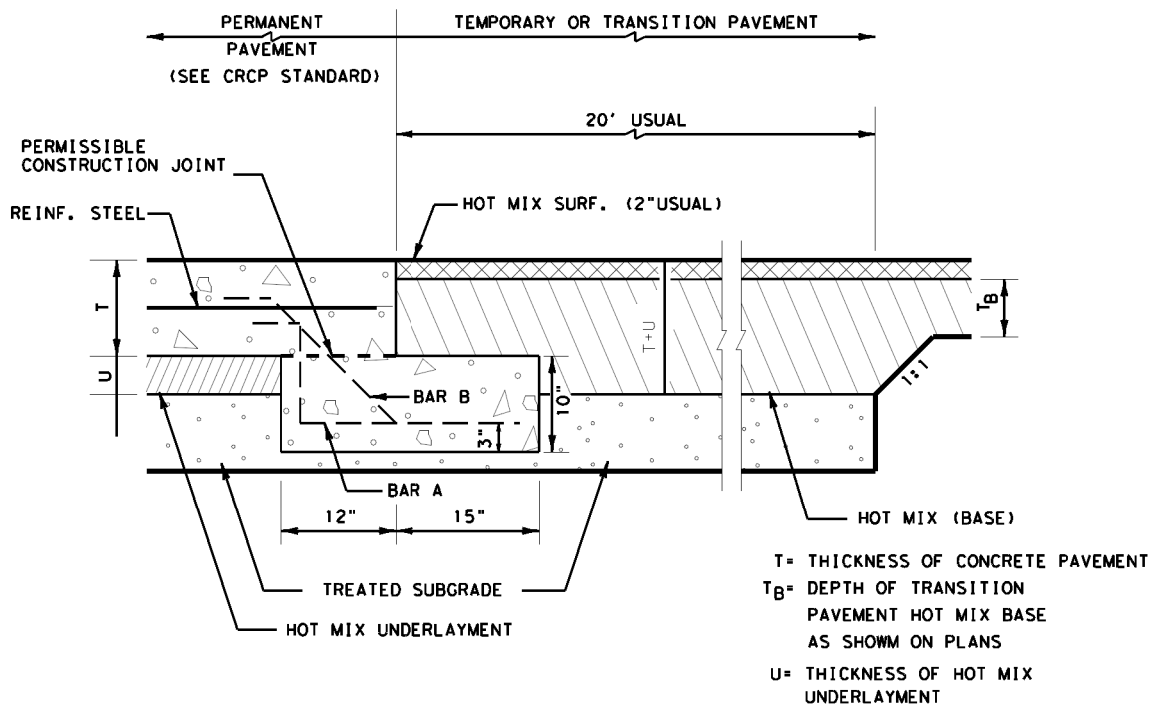
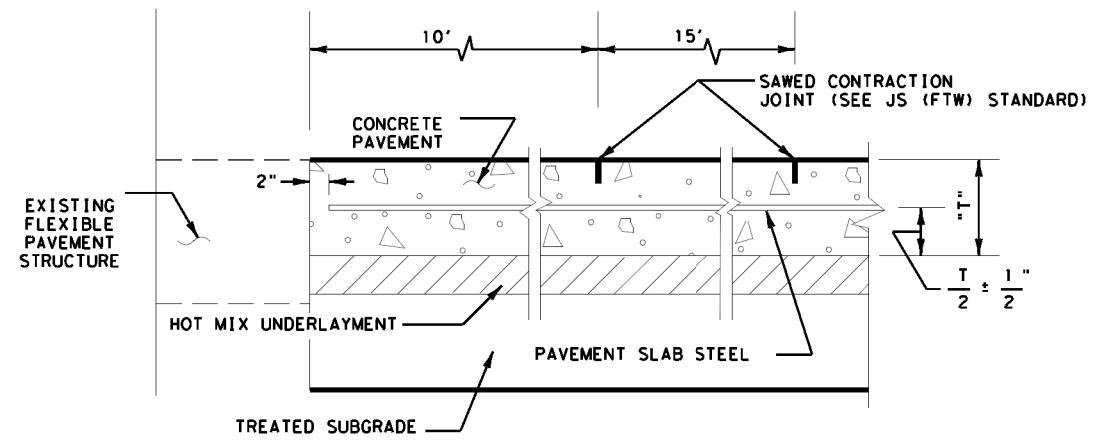


DISCLAIMER: THIS STANDARD IS COVERED BY THE "TEXAS ENGINEERING PRACTICE ACT". NO WARRANTY OF ANY KIND IS MADE BY TxDOT FOR ANY PURPOSE WHATSOEVER. TxDOT ASSUMES NO RESPONSIBILITY FOR THE CONVERSION OF THIS STANDARD TO OTHER FORMATS OR FOR INCORRECT RESULTS OR DAMAGES RESULTING FROM ITS USE.

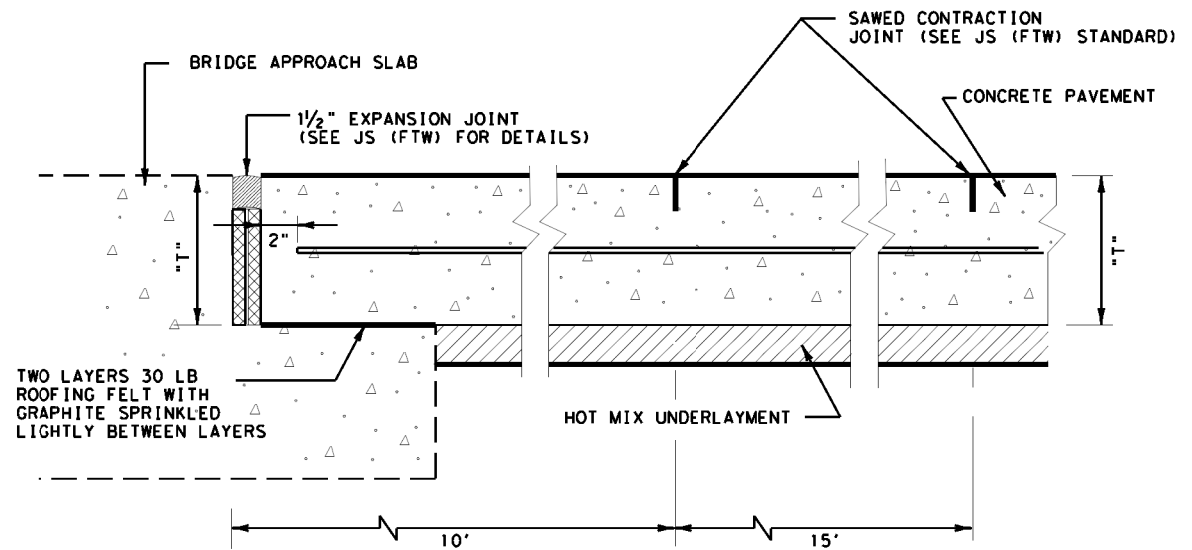
https://www.dot.state.tx.us/ftw/specinfo/standard.htm
 9/3/2019 5:28:10 PM
 I:\CENTERS\District Hydraulic\Inlet Standards Update\100% website\roadway\cptd-ftw.dgn



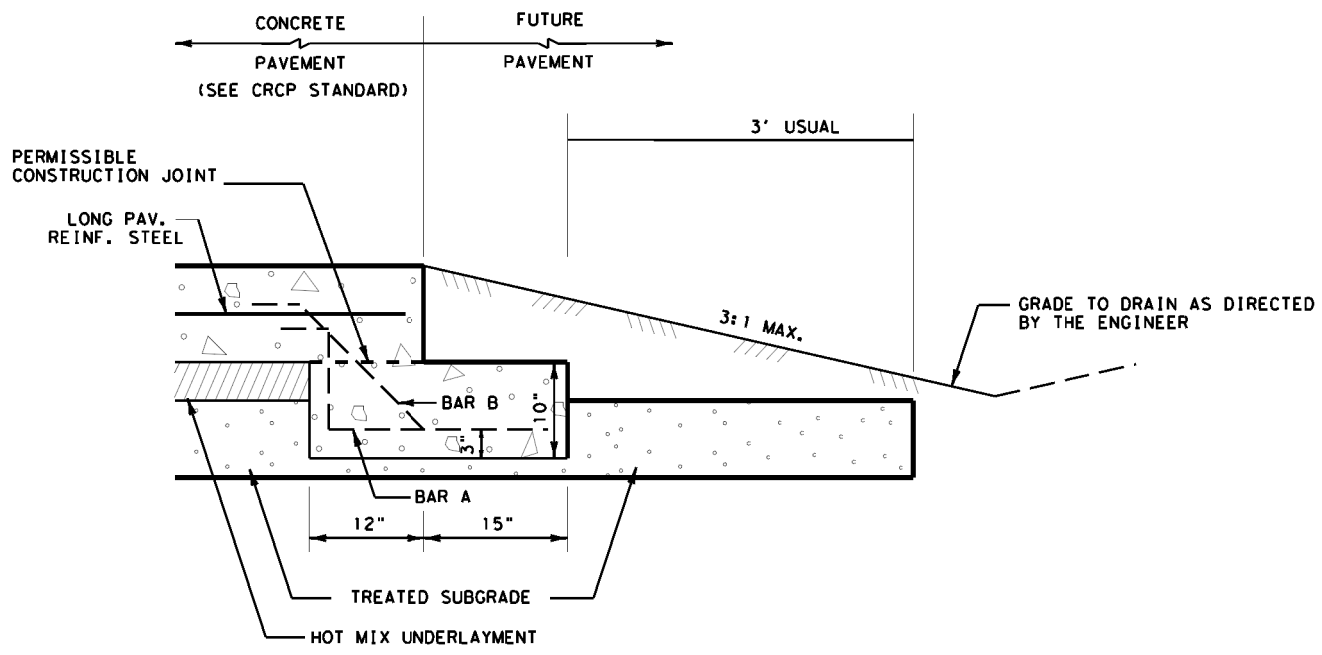
CONCRETE PAVEMENT TERMINUS
 AT HOT MIX TRANSITION OR TEMPORARY PAVEMENT
 N. T. S.



CONCRETE PAVEMENT TERMINUS
 AT FLEXIBLE PAVEMENT
 N. T. S.

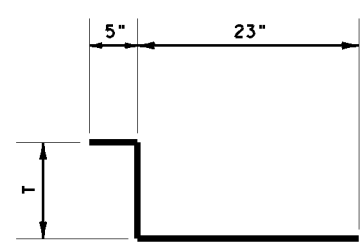


CONCRETE PAVEMENT TERMINUS
 AT BRIDGE APPROACH SLAB
 N. T. S.

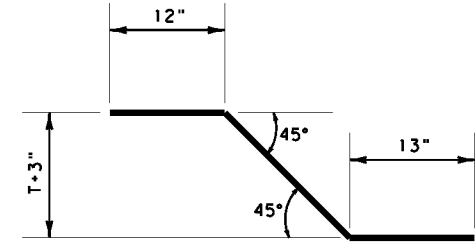


CONCRETE PAVEMENT TERMINUS
 W/O HOT MIX TRANSITION OR TEMPORARY PAVEMENT
 N. T. S.

"T" = THICKNESS OF CONCRETE PAVEMENT AND BRIDGE APPROACH SLAB (8" MIN.). THICKNESS TO BE SHOWN ELSEWHERE IN THE PLANS. IF NORMAL PAVEMENT THICKNESS IS LESS THAN 8", 10' ADJACENT TO BRIDGE APPROACH SLAB TO BE 8" THICK, TAPERING TO NORMAL PAVEMENT THICKNESS OVER NEXT 15'. NO ADJUSTMENT IN PAY WILL BE MADE DUE TO INCREASED DEPTH OF CONCRETE PAVEMENT.



BAR "A" (#5)
 ø12" C-C



BAR "B" (#5)
 ø12" C-C

©2019 by Texas Department of Transportation;
 All Rights Reserved

		Fort Worth District Standard	
<h2>CONCRETE PAVEMENT TERMINUS DETAILS</h2> <h3>CPTD (FTW)</h3>			
ORIGINAL DRAWING: 05/2019	cptd-ftw.dgn	FED. RD. DEV. NO.	PROJECT NO.
DATE	REVISIONS	6	
05/2019	REPLACES CP-TD-03(FTW)	STATE	COUNTY
		TEXAS	FTW
		CONT.	SECT. JOB HIGHWAY NO.