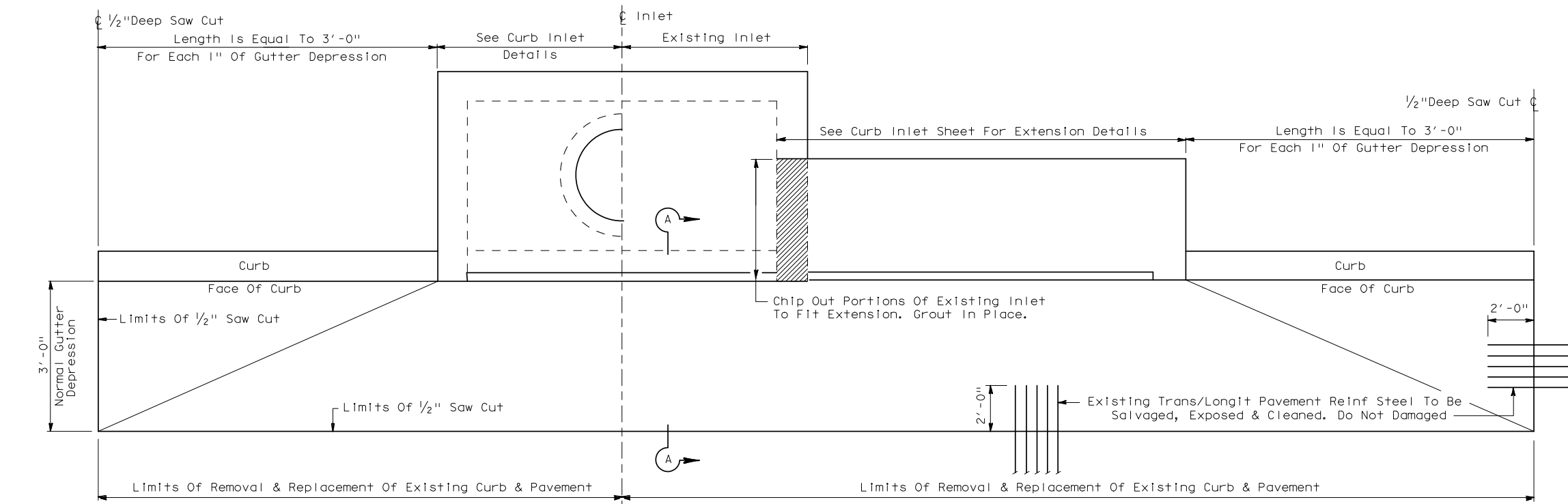
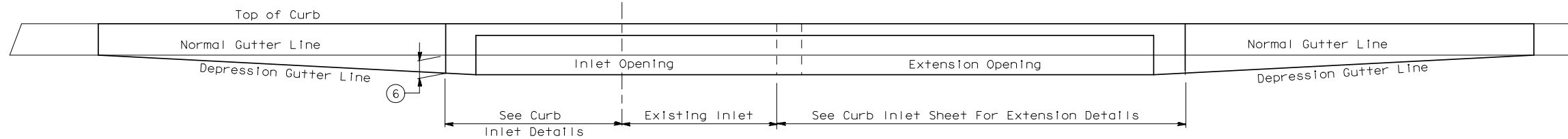


**GENERAL NOTES:**  
 All Concrete Shall Be Class "C". All Exposed Corners Shall Be Chamfered  $\frac{3}{4}$ ".  
 Payment For Adding Proposed Inlets And Extensions At Existing Pavement Locations Will Be Made At The Unit Price Bid Which Will Also Include Compensation Of Removing Pavement, Curb, Base And Replacing Same As Directed By The Engineer.  
 For Inlet Details See Details Curb Inlet Type "C".



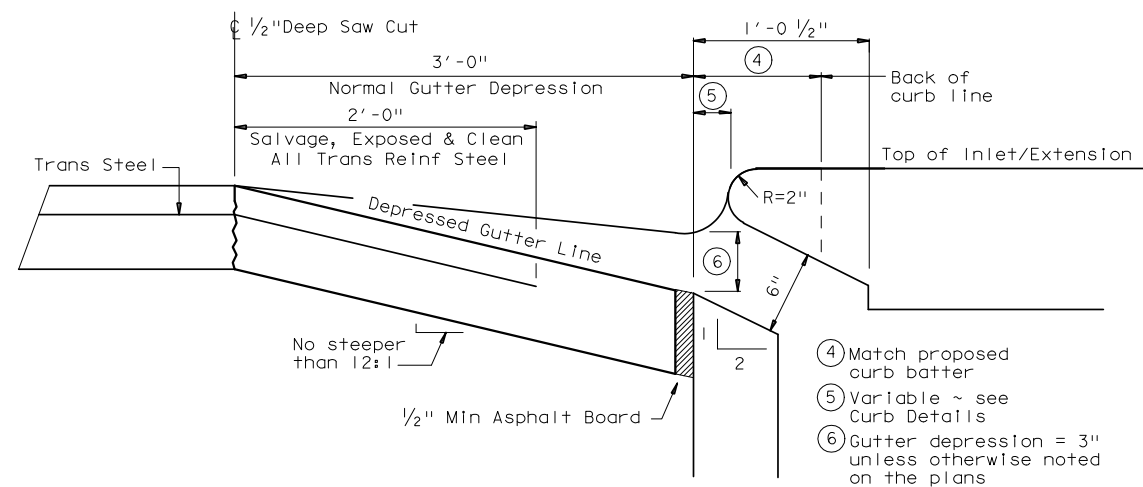
**HALF PLAN**  
Showing New Inlet

**HALF PLAN**  
Showing Inlet Extension To Existing Inlet

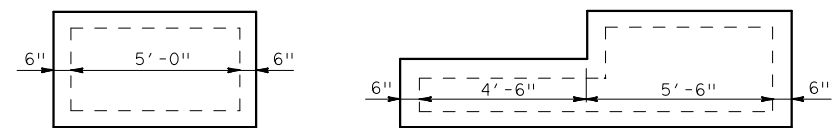


**HALF ELEVATION**  
Showing New Inlet

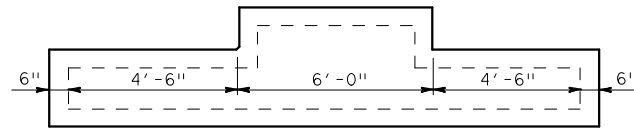
**HALF ELEVATION**  
Showing Inlet Extension To Existing Inlet



**SECTION A-A**



**REGULAR INLET**      **INLET WITH ONE EXTENSION**



**INLET WITH TWO EXTENSIONS**

**PLAN OF INLET AND EXTENSIONS**

- ④ Match proposed curb batter
- ⑤ Variable ~ see Curb Details
- ⑥ Gutter depression = 3" unless otherwise noted on the plans

R = Radius

**Texas Department of Transportation**  
Houston District

**DETAIL FOR ADDING EXTENSIONS AND CURB INLETS AT EXISTING PAVEMENT LOCATIONS**  
EXC-EPL

FILE#	STDD3.DGN	DN#	TxDOT	CK#	TxDOT	DW#	TxDOT	CK#	TxDOT	STD#	
©	TxDOT	Mar	2004	DIST	FED REG	PROJECT NO.				SHEET	
REVISIONS		HOUS	6								
		COUNTY		CONTROL	SECT	JOB	HIGHWAY				

STDD3.DGN