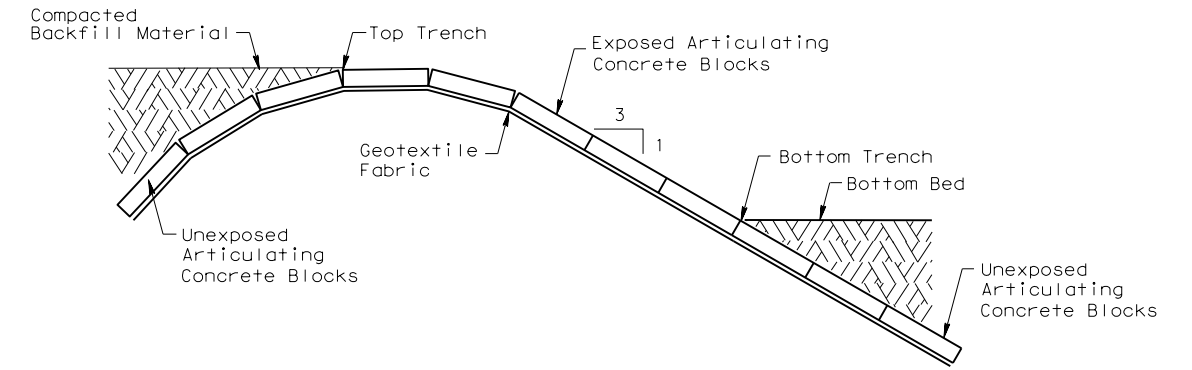
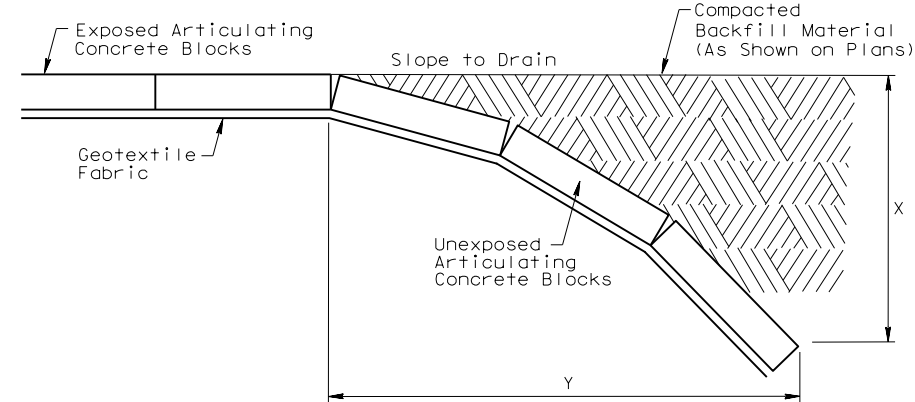


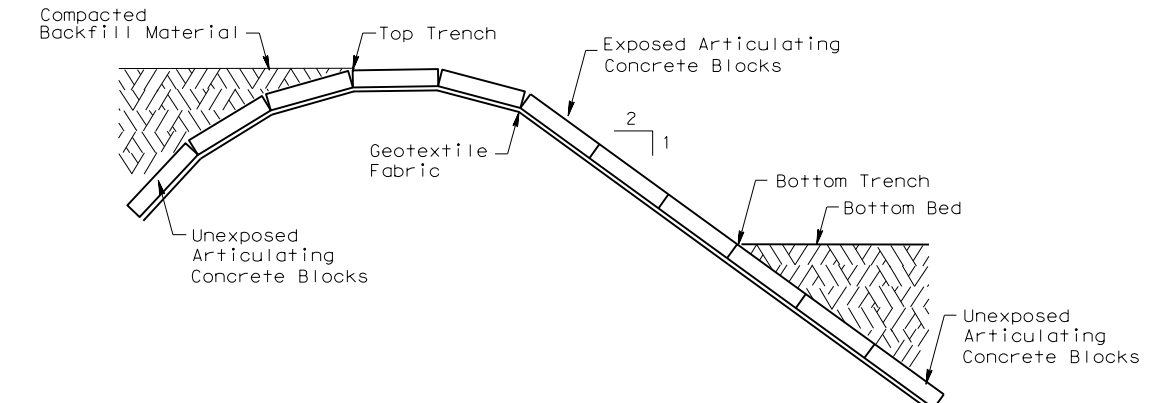
TOP TRENCH ANCHOR DETAIL



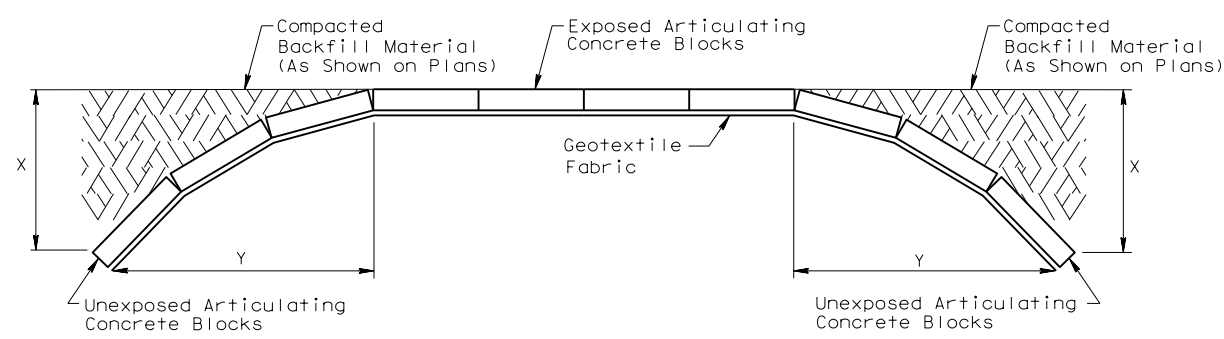
STANDARD 3:1 SLOPE DETAIL



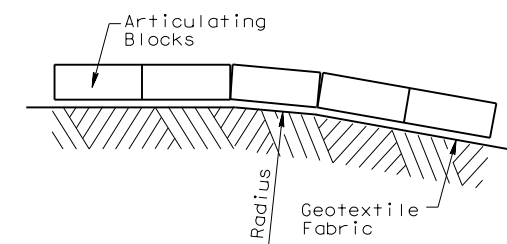
BOTTOM TRENCH ANCHOR DETAIL



STANDARD 2:1 SLOPE DETAIL



SIDE TRENCH ANCHOR DETAIL



GRADE CHANGE DETAIL
Minimum Radius of Curvature
as Per Block Manufacturer

- Note:
1. For X and Y dimensions, see Plans For details.
 2. Backfill voids between blocks with topsoil and seed for vegetation.
 3. Geotextile fabric type to be as shown in plans.



INTERLOCKING ARTICULATING CONCRETE BLOCKS

IACB

FILE: STDE2.DGN	DW: TxDot	CK: TxDot	DW: TxDot	CK: TxDot
© TxDOT MARCH 2004	DIST	FED REG	PROJECT NO.	SHEET
REVISIONS	HOU	6		
3/2015 2014 SPECS	COUNTY	CONTROL	SECT	JOB
				HIGHWAY

STDE2A.DGN