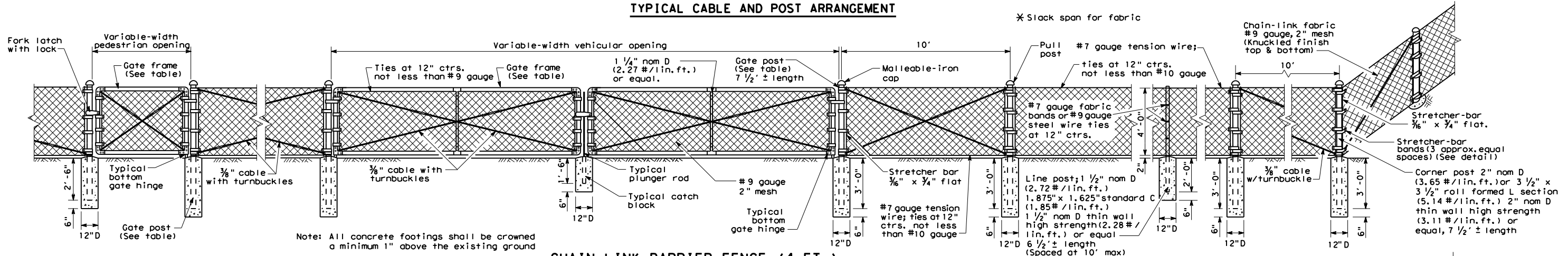
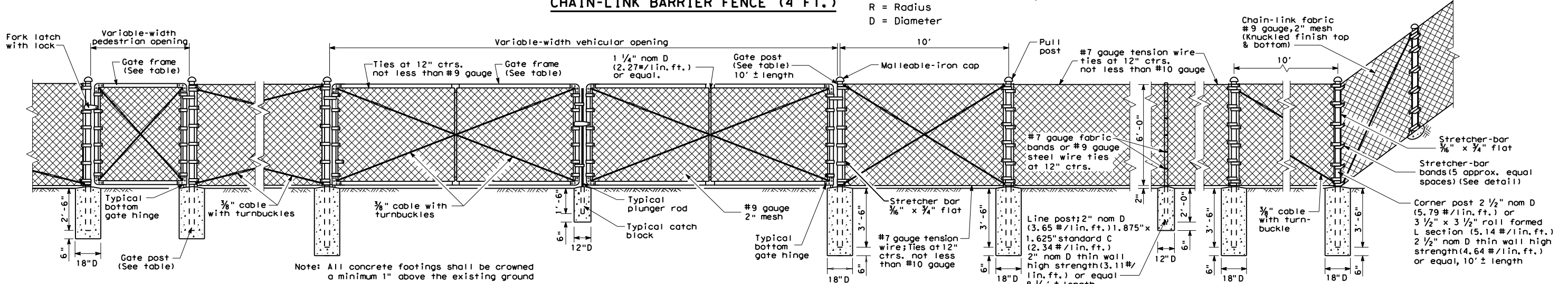


TYPICAL CABLE AND POST ARRANGEMENT



CHAIN-LINK BARRIER FENCE (4 FT.)



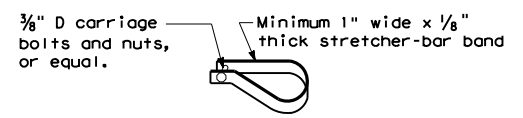
CHAIN-LINK BARRIER FENCE (6 FT.)

GENERAL NOTES

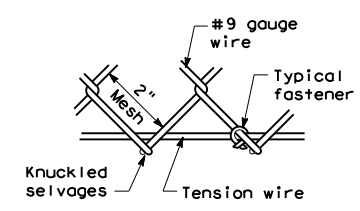
1. Typical installation plan may vary as shown elsewhere on the plans or as directed by the Engineer. Location of gates shown elsewhere on plans.
2. Gate-frame members shall be bolted, at frame corners, to joint fittings with four 1/2" bolts per joint.
3. All cable connections are to be made with two 3/8" cable clamps.
4. All pull posts and end posts and their foundations shall have the same respective dimensions as those shown for corner post.
5. All pull post shall be furnished with two stretcher bars.
6. One end of each turnbuckle may be attached directly to fittings with a clevis.
7. Cost of furnishing and installing 45° Arm and Barbed Wire to be included in the unit price bid for "Chain Link Security Fence."

TABLE OF MINIMUM SIZES & WEIGHTS

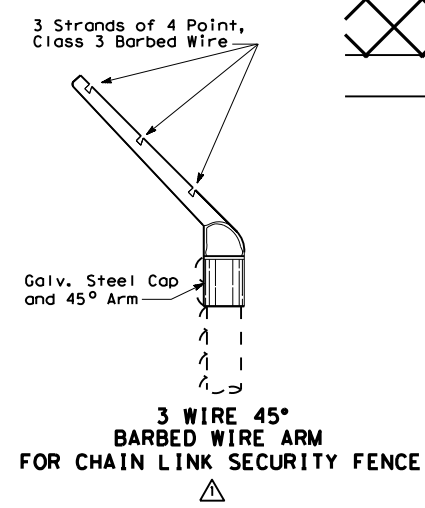
GATE OPENING TYPE		GATE FRAME		GATE POST	
Single Inclusive	Double Inclusive	SIZE	WT./LIN.FT.	SIZE	WT./LIN.FT.
Up to 6'	Up to 12'	1 1/2" nom D	2.72 LBS.	2 1/2" nom D	5.79 LBS.
Over 6' to 12'	Over 12' to 26'	or equal	2.72 LBS.	or equal	5.79 LBS.
Over 12' to 18'	Over 26' to 36'		2.72 LBS.	3 1/2" nom D	9.11 LBS.
Over 18'	Over 36'		2.72 LBS.	or equal	9.11 LBS.
				6" nom D	18.97 LBS.
				8" nom D	24.70 LBS.



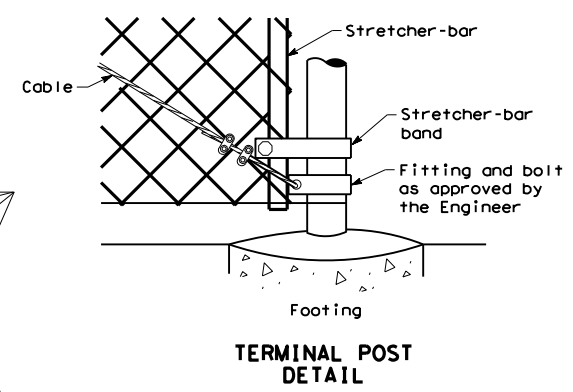
TYPICAL STRETCHER-BAR BAND



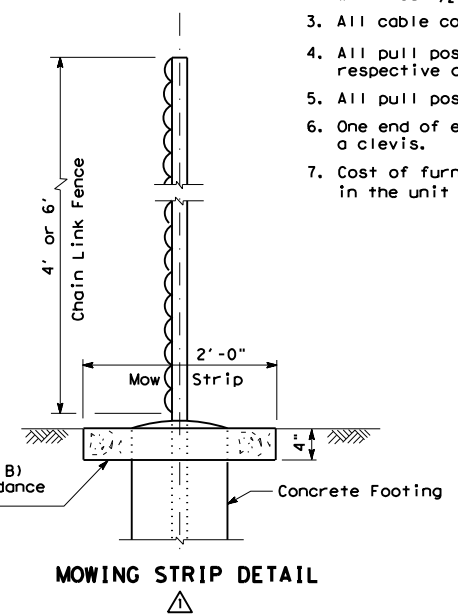
FABRIC & TENSION WIRE DETAIL TOP & BOTTOM



3 WIRE 45° BARBED WIRE ARM FOR CHAIN LINK SECURITY FENCE



TERMINAL POST DETAIL



MOWING STRIP DETAIL

Texas Department of Transportation
Houston District

CHAIN-LINK BARRIER FENCE (4 AND 6 FOOT HEIGHT) CLF

FILE: STDG-3.dgn DN: TxDOT CK: TxDOT DW: TxDOT CK: TxDOT
 © TxDOT NOV. 2006 DIST FED REG PROJECT NO. SHEET
 REVISIONS HOU 6
 3/15 2014 SPECS COUNTY CONTROL SECT JOB HIGHWAY