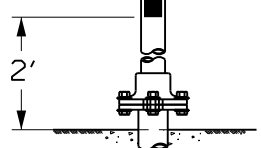
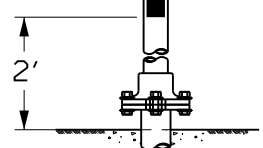



INSTALL 2" WIDE RED RETROREFLECTIVE SHEETING ACCORDING TO SECTION 2A.21 TMUTCD AND DMS 8300.



RETROREFLECTIVE STRIP DETAIL

(INSTALL ON EXISTING "DO NOT ENTER" AND "WRONG WAY" SIGNS)



NOTES:

1. USE IN CONJUNCTION WITH ER-FR(1)-09 AND ER-FR(2)-09 IF NEEDED.
2. WRONG WAY ARROW PAVEMENT MARKINGS SHALL BE TYPE II-C-R RAISED MARKERS TO BE INSTALLED IN THE MIDDLE OF LANE AND AT THE END OF PAINTED GORE OR AS DIRECTED BY THE ENGINEER. PREPARE ALL SURFACES IN ACCORDANCE WITH ITEM 678. THIS WORK SHALL NOT BE PAID DIRECTLY BUT INCIDENTAL TO ITEM 672-6010 (REFL PAV MRK TY II-C-R).
3. FURNISH AND INSTALL RETROREFLECTIVE SHEETING ON EXISTING "DO NOT ENTER" AND "WRONG WAY" SIGN POLES AS SHOWN. THIS WORK SHALL NOT BE PAID DIRECTLY BUT SUBSIDIARY TO 672-6010 REFL PAV MRK TY II-C-R (WRONG WAY ARROW PAVEMENT MARKINGS).
4. CROSS ROAD DO NOT ENTER TO BE INSTALLED LOW MOUNT SIGN SUPPORT LMSS (3FT).

SHEET 1 OF 1

**Texas Department of Transportation**  
Houston District Standard

**TYPICAL LOCATION  
WRONG WAY ARROW PAVEMENT  
MARKING AND SIGNS AT  
EXIT RAMPS-FRONTAGE ROAD  
WRWY AR PM & SN @ ER-FR**

FILE:	DN: RR	CK:	DW:	CK:
© TxDOT 2020	DIST	FED REG	PROJECT NO.	SHEET
12-22	HOU	6		
	COUNTY	CONTROL	SECT	JOB
				HIGHWAY