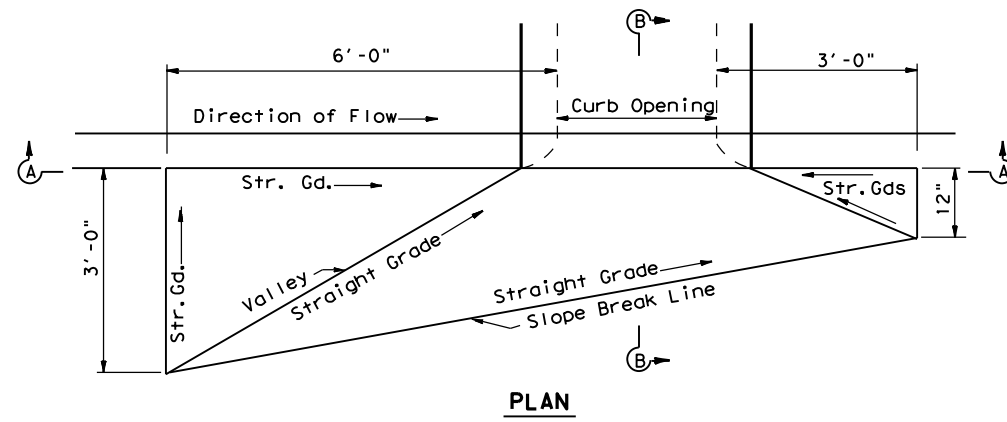
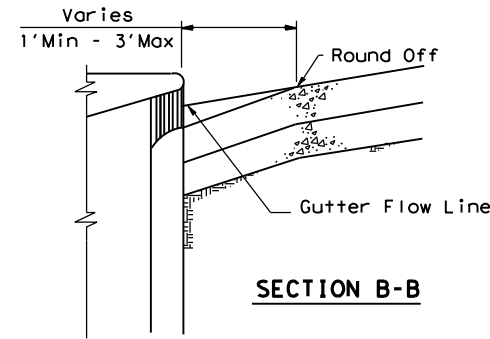
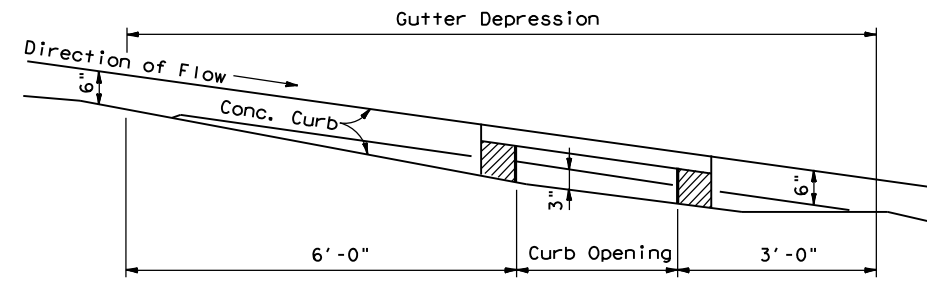


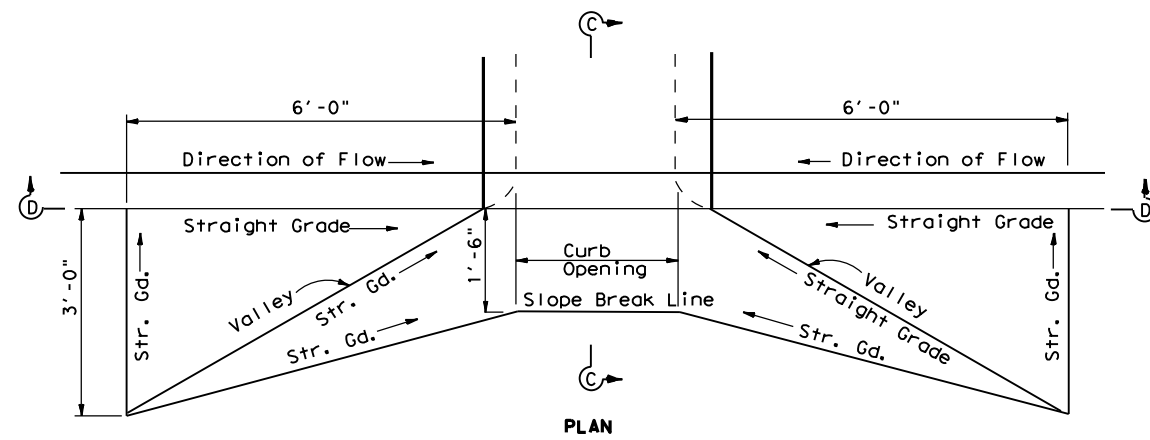
DISCLAIMER: This standard is governed by the "Texas Engineering Practice Act". No warranty of any kind is made by TxDOT for any purpose whatsoever. TxDOT assumes no responsibility for the conversion of this standard to other formats or for incorrect results or damages resulting from its use.



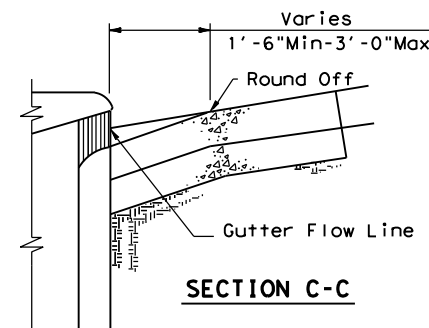
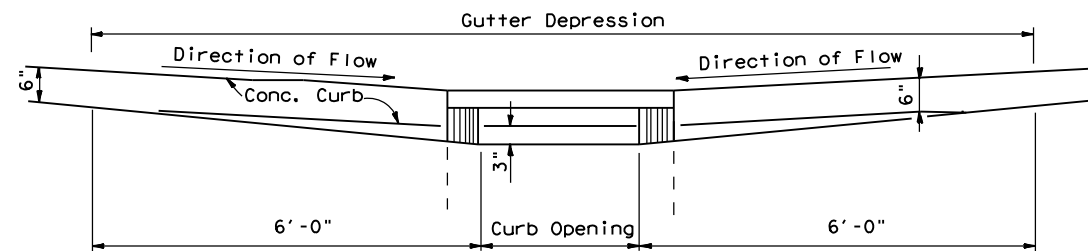
**PLAN**  
**SECTION A-A**  
**CURB INLET ON GRADE**



**SECTION B-B**



**PLAN**  
**SECTION D-D**  
**CURB INLET AT SAG**



**SECTION C-C**

**GENERAL NOTES:**

Base Course Under Concrete Pavement Shall Be Full Depth And Shall Conform To Surface Depression Details.



**GUTTER DEPRESSION  
DETAILS  
FOR CURB INLETS**

**GD-25 (HOU)**

FILE: GD-25 (HOU). DGN	DN: TXDOT	CK: TXDOT	DW: TXDOT	CR: TXDOT
© TXDOT May 2025	CONT	SECT	JOB	HIGHWAY
REVISIONS				
05/2025: 2024 Spec Updates	DIST	COUNTY	SHEET NO.	

DATE:  
FILE: