
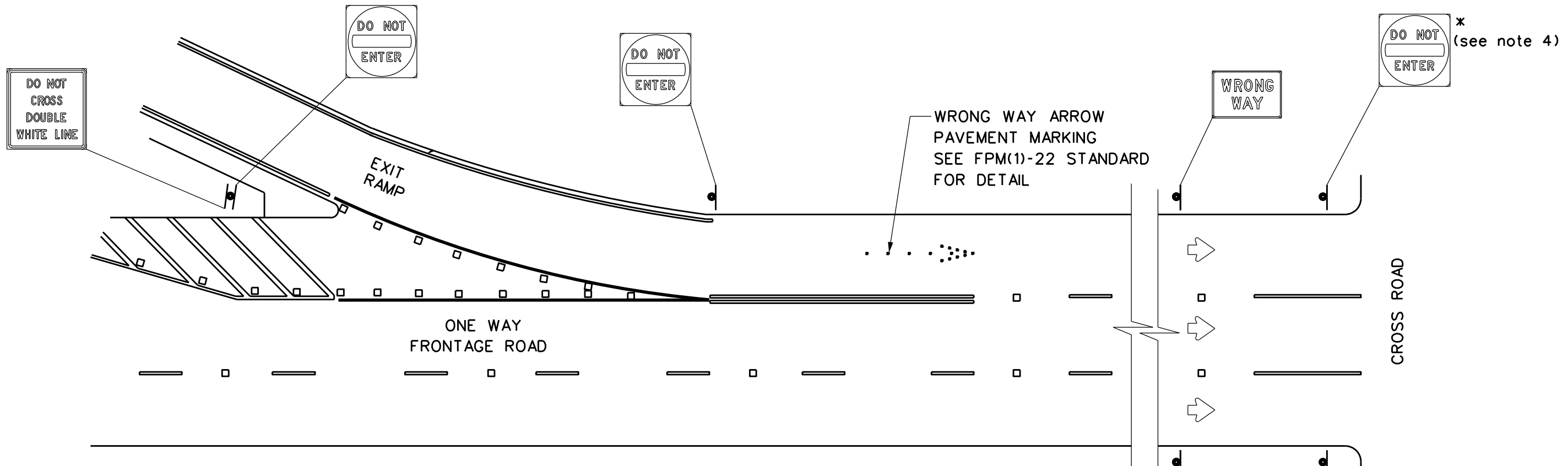
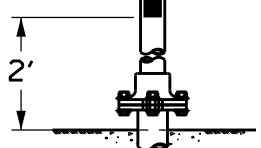


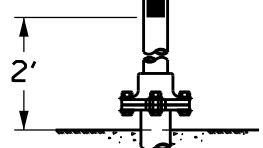
DISCLAIMER: The use of this standard is governed by the "Texas Engineering Practice Act". No warranty of any kind is made by TxDOT for any purpose whatsoever. TxDOT assumes no responsibility for the conversion of this standard to other formats or for incorrect results or damages resulting from its use.



INSTALL 2" WIDE RED RETROREFLECTIVE SHEETING ACCORDING TO SECTION 2A.21 TMUTCD AND DMS 8300.



RETROREFLECTIVE STRIP DETAIL
(INSTALL ON EXISTING "DO NOT ENTER" AND "WRONG WAY" SIGNS)



- NOTES:
1. USE IN CONJUNCTION WITH ER-FR(1)-09 AND ER-FR(2)-09 IF NEEDED.
 2. WRONG WAY ARROW PAVEMENT MARKINGS SHALL BE TYPE II-C-R RAISED MARKERS TO BE INSTALLED IN THE MIDDLE OF LANE AND AT THE END OF PAINTED GORE OR AS DIRECTED BY THE ENGINEER. PREPARE ALL SURFACES IN ACCORDANCE WITH ITEM 678. THIS WORK SHALL NOT BE PAID DIRECTLY BUT INCIDENTAL TO ITEM 672-7006 (REFL PAV MRK TY II-C-R).
 3. FURNISH AND INSTALL RETROREFLECTIVE SHEETING ON EXISTING "DO NOT ENTER" AND "WRONG WAY" SIGN POLES AS SHOWN. THIS WORK SHALL NOT BE PAID DIRECTLY BUT SUBSIDIARY TO 672-7006 REFL PAV MRK TY II-C-R (WRONG WAY ARROW PAVEMENT MARKINGS).
 4. CROSS ROAD DO NOT ENTER TO BE INSTALLED LOW MOUNT SIGN SUPPORT LMSS (3FT).



WRONG WAY ARROW PAVEMENT MARKING AND SIGNS AT EXIT RAMPS-FRONTAGE ROAD
WRWY AR & SN-24 (HOU)

FILE: WRWY AR & SN-24 (HOU).dgn	DN: TXDOT	CK: TXDOT	DW: TXDOT	CK: TXDOT
© TXDOT December 2024	CONT	SECT	JOB	HIGHWAY
REVISIONS				
12-24	DIST	COUNTY	SHEET NO.	

DATE:
FILE: