



**STATEWIDE  
TRANSPORTATION IMPROVEMENT  
PROGRAM  
FY 2008-2011**



**Dallas / Fort Worth District  
December FY 2009  
Out of Cycle Revisions**

12-16-2009



North Central Texas Council Of Governments

December 11, 2009

Mr. Gus Khankarli, P.E.  
Assistant North Regional Director  
Texas Department of Transportation  
P.O. Box 6868  
Fort Worth, TX 76115

Dear Mr. Khankarli:

Enclosed is the December 11, 2009 Out-of-Cycle Roadway Section Statewide Transportation Improvement Program (STIP) revisions from the North Central Texas Council of Governments (NCTCOG), the Metropolitan Planning Organization (MPO) for the Dallas-Fort Worth Metropolitan Area. The following attachments are provided:

Attachment 1	STIP Revision TxDOT Fort Worth Roadway Section
Attachment 2	Supporting Modification Form for Attachment 1
Attachment 3	Fort Worth Roadway Financial Summary

The modification contained within these attachments has been approved through the Regional Transportation Council (RTC) Transportation Improvement Program (TIP) modification process and is fully authorized by the RTC. This modification has been reviewed for consistency with financial constraint, air quality conformity and the Mobility 2030-2009 Amendment.

If you need any additional information to transmit these STIP revisions to Lori Morel, TxDOT Transportation Planning & Programming Division, please contact Marcos Narvaez or me at 817/608-2349.

Sincerely,

Christie Jestis  
Program Manager

MN:lp  
Attachments

cc: Judy Anderson, P.E., Design Engineer, TxDOT Fort Worth District  
Barbara Maley, Environmental & Transportation Planning Coordinator, FHWA  
Lori Morel, Transp. Planner, Transp. Planning & Programming Div., TxDOT Austin  
Bill Riley, P.E., Dir. of Transp. Planning & Development, TxDOT Fort Worth District

DISTRICT	COUNTY	CSJ	HWY	LET DATE	PHASE	CITY	MPO PROJ ID	YOE COST
FORT WORTH	JOHNSON	0422-05-004	US 67	03/2010	C	JOHNSON COUNTY	53116	<b>\$18,500,000</b>
LIMITS FROM:	BU 67M						REV DATE: 12/2009	
LIMITS TO:	0.6 MILES EAST OF FM 4						GROUPED PROJECT CSJ: N/A	
TIP DESCRIPTION:	WIDEN ROADWAY FROM 2 TO 4 LANE FACILITY						FUNDING CATEGORY: 1,10	
							MTP REFERENCE: FT1 2065	

REMARKS: REVISE LIMITS AND CHANGE FUNDING SOURCE TO ARRA AND CAT 1

<b>Total Project Cost Information:</b>		<b>Cost of Approved Phases:</b>	<b>Authorized Funding by Category:</b>	<b>Authorized Funding by Share:</b>
Preliminary Engineering:	\$0		Category 1: \$4,034,136	Federal Funds: \$17,693,173
Right Of Way:	\$0		Category 10: \$14,465,864	State Funds: \$806,827
Construction:	\$18,500,000	<b>\$18,500,000</b>		Local Funds: \$0
Construction Engineering:	\$0			Local Contribution: \$0
Contingencies:	\$0			<b>Total Funding: \$18,500,000</b>
Indirects:	\$0			
Bond Financing:	\$0			
<b>Total Project Cost (YOE):</b>	<b>\$18,500,000</b>		<b>Total Category Funding: \$18,500,000</b>	

FY 2010 Total YOE Cost of Approved Phases: **\$18,500,000**  
FY 2010 Total Authorized Funding by Share: **\$18,500,000**  
FY 2010 Total Authorized Funding by Category: **\$18,500,000**

TRANSPORTATION IMPROVEMENT PROGRAM MODIFICATION

Subregion: WESTERN

Program(s):  CMAQ  STP-MM  Transit  Other 1 PREV MNT, 2 METRO, 10 MISC (ARRA)

Type of Modification:  Administrative  Current RTC Action  Previous RTC Action

Modification Number: 2008-1081 STIP Revision Required?: YES

NCTCOG Project Code(s): 53116

NCTCOG TIP Page Number(s): N/A MTP Reference(s): FT1 2065

TXDOT Control Section Job Number(s): 0422-05-004

Original Project Scope and Location: TXDOT-FORT WORTH (JOHNSON COUNTY)--US 67 FROM SH 174 TO BU 67M; WIDEN ROADWAY FROM 2 TO 4 LANE FACILITY; ADDITION OF LANES

Original Funded Amount: FY 2030--\$35,582,768 TOTAL (\$28,466,214 FEDERAL [CAT 2 METRO CORRIDOR] AND \$7,116,554 LOCAL)

Approved Phase:  Engineering  ROW  Utilities  Construction/Implementation

Estimated Construction Cost: \$18,500,000 Percent: -48%

Construction Bid Price: N/A Percent: N/A

Request: REVISE PROJECT LIMITS TO US 67 FROM BU 67M TO 0.6 MILES EAST OF FM 4; DELETE CATEGORY 2 METRO CORRIDOR AND LOCAL FUNDING; AND ADD \$18,500,000 TOTAL (\$14,465,864 ARRA AND \$4,034,136 CATEGORY 1 [\$3,227,309 FEDERAL AND \$806,827 STATE]); AND MOVE PROJECT FROM APPENDIX D TO FY 2010 OF THE 2008-2011 TRANSPORTATION IMPROVEMENT PROGRAM (TIP) AND THE 2008-2011 STATEWIDE TRANSPORTATION IMPROVEMENT PROGRAM (STIP)

Financial Constraint Statement:

DOES NOT VIOLATE FINANCIAL CONSTRAINT AS SUFFICIENT APPORTIONMENT AVAILABLE TO PROGRAM THE REQUESTED FUNDING AMOUNT


Air Quality Conformity Statement:

THIS PROJECT IS INCLUDED IN MOBILITY 2030 PLAN-2009 AMENDMENT AND THE RESULTING AIR QUALITY CONFORMITY ANALYSIS

Other:

Contingent on TxDOT approval? YES

Certified by:


  
Michael Morris, P.E.  
Director of Transportation  
NCTCOG

12/11/09  
Date

The following signature authorizes:

- additional Metropolitan Planning Organization (MPO) allocated funds to be moved into Year One.
- modification to a project funded through a TxDOT-selected program.

Certified by:

  
Maribel Chavez, P.E.  
District Engineer  
TXDOT, Fort Worth District

12-11-09  
Date

**DFW Metropolitan Planning Organization - Fort Worth District**  
**FY 2008 - 2011 Transportation Improvement Program**  
**Highway Financial Summary - Year of Expenditure Construction Costs**

**Funding by Category**

Category	Description	FY 2008		FY 2009		FY 2010		FY 2011		Total FY 2008 - 2011	
		Programmed	Authorized	Programmed	Authorized	Programmed	Authorized	Programmed	Authorized	Programmed	Authorized
1	Preventive Maintenance and Rehabilitation	\$0	\$51,410,744	\$96,335,256	\$97,455,256	\$5,614,969	\$75,531,000	\$2,500,000	\$2,500,000	\$104,450,225	\$226,897,000
2	Metropolitan Area (TMA) Corridor Projects	\$0	\$0	\$545,792,472	\$618,189,361	\$311,571,780	\$255,402,244	\$31,000,000	\$31,978,730	\$888,364,252	\$905,570,335
3	Urban Area (Non-TMA) Corridor Projects	\$0	\$0	\$0	\$0	\$0	\$0	\$0	\$0	\$0	\$0
4	Statewide Connectivity Corridor Projects	\$0	\$0	\$34,666,320	\$34,666,320	\$0	\$0	\$0	\$4,657,051	\$34,666,320	\$39,323,371
5	CMAQ	\$0	\$0	\$26,154,208	\$26,154,208	\$49,399,192	\$55,383,393	\$22,471,759	\$34,574,334	\$98,025,159	\$116,111,935
6	Structure Replacement and Rehabilitation	\$0	\$63,813,556	\$0	\$22,610,000	\$26,980,686	\$72,496,030	\$0	\$0	\$26,980,686	\$158,919,586
7	Metro Mobility and Rehabilitation	\$0	\$0	\$75,613,211	\$76,240,539	\$52,075,964	\$53,876,029	\$56,030,338	\$56,030,338	\$183,719,513	\$186,146,906
8	Safety	\$0	\$4,040,000	\$0	\$2,940,000	\$0	\$4,200,000	\$0	\$0	\$0	\$11,180,000
9	Transportation Enhancements	\$0	\$2,082,560	\$5,423,557	\$8,333,767	\$2,420,620	\$2,420,620	\$723,360	\$723,360	\$8,567,537	\$13,570,307
10	Supplemental Transportation Projects	\$0	\$0	\$956,865,423	\$956,865,423	\$11,430,137	\$11,430,137	\$24,307,494	\$24,307,494	\$992,603,054	\$992,603,054
11	District Discretionary	\$0	\$6,597,000	\$5,000,000	\$16,430,000	\$6,040,002	\$19,067,000	\$5,550,000	\$60,378,833	\$16,590,002	\$102,472,833
12	Strategic Priority	\$0	\$0	\$188,626,049	\$354,896,337	\$103,824,838	\$104,313,487	\$0	\$6,118,411	\$292,450,887	\$465,328,235
ARRA	American Recovery and Reinvestment Act	\$0	\$0	\$379,916,340	\$379,916,340	\$25,566,312	\$25,566,312	\$0	\$0	\$405,482,652	\$405,482,652
	State PE/ROW Funds	\$0	\$0	\$99,450,134	\$99,450,134	\$55,045,716	\$55,045,716	\$11,878,582	\$11,878,582	\$166,374,432	\$166,374,432
LC	Local Contributions	\$0	\$0	\$40,176,779	\$40,176,779	\$179,556,379	\$179,556,379	\$50,478,887	\$50,478,887	\$270,212,045	\$270,212,045
	<b>Total</b>	\$0	\$127,953,860	\$2,454,019,749	\$2,734,324,464	\$829,526,595	\$914,288,347	\$204,940,420	\$283,626,020	\$3,488,486,764	\$4,060,192,691

**Funding Participation Source**

Source	FY 2008	FY 2009	FY 2010	FY 2011	Total
Federal	\$0	\$800,516,821	\$454,562,932	\$87,925,717	\$1,343,005,470
State	\$0	\$304,206,573	\$154,093,378	\$50,855,123	\$509,155,074
Local Contributions	\$0	\$40,176,779	\$179,556,379	\$50,478,887	\$270,212,045
ARRA	\$0	\$379,916,340	\$25,566,312	\$0	\$405,482,652
Local	\$0	\$929,203,236	\$15,747,594	\$15,680,693	\$960,631,523
Other	\$0	\$0	\$0	\$0	\$0
<b>Total</b>	\$0	\$2,454,019,749	\$829,526,595	\$204,940,420	\$3,488,486,764

Please note:

- \$24,466,538 in STP-MM funds have been added to the Fort Worth District authorized funding category in FY 2009 from the Dallas District per RTC action on March 5, 2009 as part of the ARRA East-West Partnership
- Category 2 funds for CDA projects are listed in FY 2009 & FY 2010, using funding from later years. This funding will not be needed until those later years, but the projects have to be listed in the STIP for the CDA contract.