


FY 2011-2014

STIP

STATEWIDE TRANSPORTATION
IMPROVEMENT PROGRAM



HIGHWAY

Pharr District

February 2012 Quarterly Revisions

February 2012



Hidalgo County Metropolitan Planning Organization

510 South Pleasantview Drive, Weslaco, TX. 78596

(956) 969-5778
(956) 969-5821 fax

Planning Partners:

January 19th, 2012

Alamo

Alton

Donna

Edcouch

Edinburg

Elsa

Granjeno

Hidalgo

Hidalgo County

Hidalgo County RMA

La Joya

La Villa

McAllen

Mercedes

Mission

Palmhurst

Palmview

Peñitas

Pharr

Progreso

Progreso Lakes

San Juan

Sullivan City

TxDOT

Valley Metro

Weslaco

Jody R. Ellington, P.E.
TxDOT – Pharr District
Director of Transportation Planning & Development
600 West US 83 Expressway
Pharr, Texas 78577

RE: February 1st STIP Quarterly Revisions

Dear Mr. Ellington,

The Hidalgo County MPO is submitting the documentation for an **Administrative Amendment** required by the State of Texas for the February 1st STIP Quarterly Revisions. The Hidalgo County is doing the following Administrative Changes:

FY 2011	CSJ 0921-02-173	BSIF Pharr/Reynosa was let in July FY 2011 and project is being removed from the TIP
FY 2012	CSJ 2966-01-011	SH 364 (La Homa) was let in September FY 2012 and project is being removed from the TIP
FY 2012	CSJ 0621-01-099	SH 336 Operational Improvement Category 7 is being utilized for Engineering instead of construction
FY 2012	CSJ 2094-01-051	FM 2220 Operational Improvement Category 7 is being utilized for Engineering instead of Construction
FY 2013	CSJ 0921-02-284	2 Mile Line N Road Construction Engineering % was raised from 4.5% to 5%

If you have any questions please do not hesitate in contacting me at your earliest convenience.

Additional Partners:

FHWA

FTA

Fish & Wildlife

Hidalgo County Commuter
Rail District

Metro


Rio Grande Valley Partnership

Weslaco Chamber of Commerce

Gobierno de Tamaulipas

San Juan Economic Development

Sincerely,


Andrew A. Canon
Transportation Director
Hidalgo County MPO

STATEWIDE TRANSPORTATION IMPROVEMENT PROGRAM
Hidalgo County MPO FY 2011-2014 TIP
Pharr District Projects
FY 2012

DISTRICT	COUNTY	CSJ	HWY	PHASE	CITY	PROJECT SPONSOR	YOE COST	
PHARR	HIDALGO	0621-01-099	SH 336	E	MCALLEN	MCALLEN	\$80,850	
LIMITS FROM:		TRENTON AVE				REVISION DATE:		2/1/2012
LIMITS TO:		WICHITA AVE				MPO PROJ NUMBER:		HC-279
PROJECT		CORRIDOR SIGNAL RE-TIMING				FUNDING CAT(S):		7
DESCRIPTION:				PROJECT HISTORY:				
REMARKS		ENGINEERING = CAT 7; OTHER ADDITIONAL COSTS = 100% LG						
P7:								
TOTAL PROJECT COST INFORMATION				AUTHORIZED FUNDING BY CATEGORY/SHARE				
PRELIM ENG:	\$80,850	COST OF		FEDERAL	STATE	LOCAL	LC	TOTAL
ROW PURCHASE:	\$0	APPROVED	CAT 7	\$64,680	\$16,170			\$80,850
CONST COST:	\$0	PHASES:						
CONST ENG:	\$0							
CONTING:	\$0							
IND COSTS:	\$0							
BND FINANCING:	\$0							
TOTAL PROJECT COST:	\$80,850	TOTALS		\$64,680	\$16,170	\$0	\$0	\$80,850
PHARR	HIDALGO	2094-01-051	FM 2220	E	MCALLEN	MCALLEN	\$50,050	
LIMITS FROM:		FM 1924 (BUDDY OWENS RD)				REVISION DATE:		2/1/2012
LIMITS TO:		YUMA AVE				MPO PROJ NUMBER:		HC-280
PROJECT		CORRIDOR SIGNAL RE-TIMING				FUNDING CAT(S):		7
DESCRIPTION:				PROJECT HISTORY:				
REMARKS		ENGINEERING = CAT 7; OTHER ADDITIONAL COSTS = 100% LG						
P7:								
TOTAL PROJECT COST INFORMATION				AUTHORIZED FUNDING BY CATEGORY/SHARE				
PRELIM ENG:	\$50,050	COST OF		FEDERAL	STATE	LOCAL	LC	TOTAL
ROW PURCHASE:	\$0	APPROVED	CAT 7	\$40,040	\$10,010			\$50,050
CONST COST:	\$0	PHASES:						
CONST ENG:	\$0							
CONTING:	\$0							
IND COSTS:	\$0							
BND FINANCING:	\$0							
TOTAL PROJECT COST:	\$50,050	TOTALS		\$40,040	\$10,010	\$0	\$0	\$50,050

Hidalgo County MPO FY 2011-2014 TIP

Pharr District Projects

FY 2013

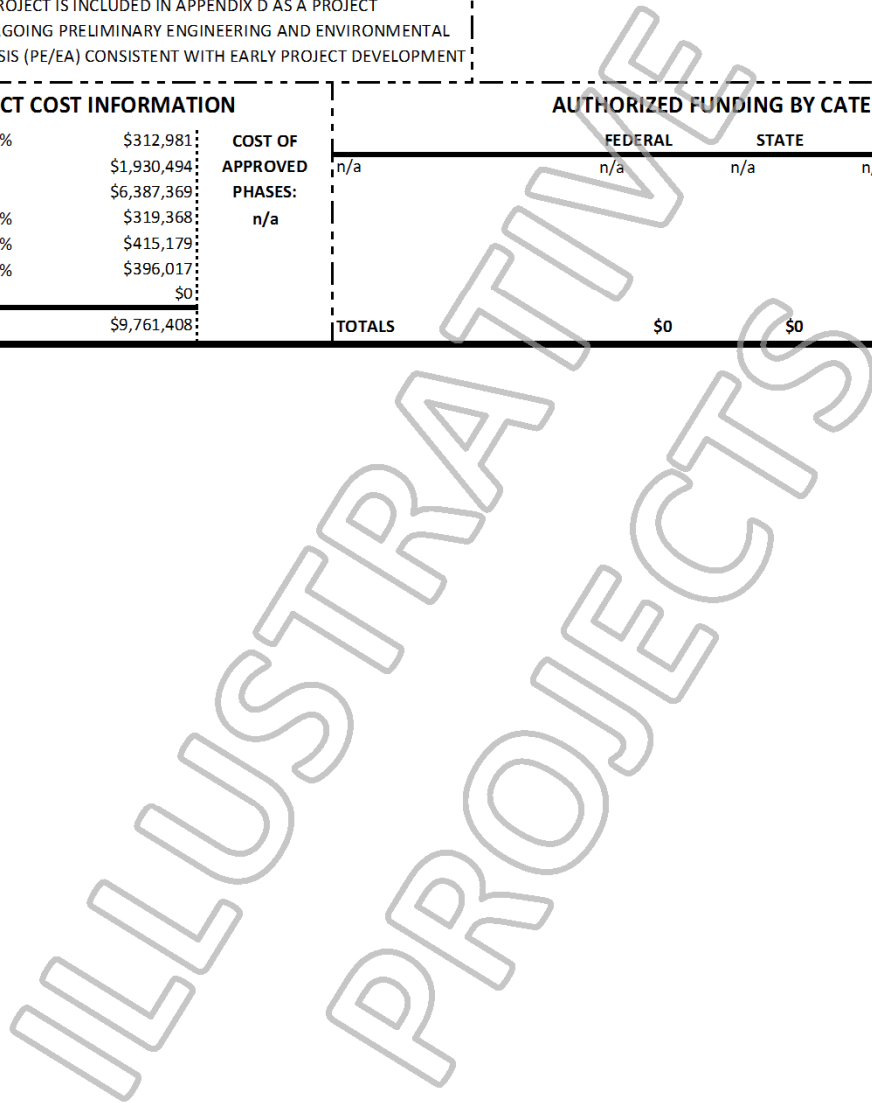
DISTRICT	COUNTY	CSJ	HWY	PHASE	CITY	PROJECT SPONSOR	YOE COST		
PHARR	HIDALGO	0921-02-284	2 MILE LINE N RD	C/E/R	MISSION	MISSION	\$4,154,772		
LIMITS FROM:		INSPIRATION RD		REVISION DATE:		2/1/2012			
LIMITS TO:		SH 107 (CONWAY)		MPO PROJ NUMBER:		HC-80A			
PROJECT DESCRIPTION:		WIDEN TO 4 LANE		FUNDING CAT(S):		7			
REMARKS:		E=CONSTRUCTION ENGINEERING		PROJECT HISTORY:					
P7:				PE = 100% LG					
TOTAL PROJECT COST INFORMATION				AUTHORIZED FUNDING BY CATEGORY/SHARE					
PRELIM ENG:	4.90%	\$153,321	COST OF	FEDERAL	STATE	LOCAL	LC	TOTAL	
ROW PURCHASE:		\$665,937	APPROVED	CAT 7 (C/E)	\$2,791,068	\$662,879	\$34,888	\$3,488,835	
CONST COST:		\$3,129,000	PHASES:	CAT 7 (ROW)	\$532,750		\$133,187	\$665,937	
CONST ENG:	5.00%	\$156,450	\$4,154,772						
CONTING:	6.50%	\$203,385							
IND COSTS:	6.20%	\$193,998							
BND FINANCING:		\$0							
TOTAL PROJECT COST:		\$4,502,091	TOTALS		\$3,323,818	\$662,879	\$168,075	\$0	\$4,154,772

PHASE: C = CONSTRUCTION, E = ENGINEERING, R = ROW, T = TRANSFER

* FUNDING NOT FIXED

APPENDIX D

DISTRICT	COUNTY	CSJ	HWY	PHASE	CITY	PROJECT SPONSOR	YOE COST		
PHARR	HIDALGO	2966-01-009	SH 364 (La Homa)	n/a	PALMVIEW	COUNTY	n/a		
LIMITS FROM:	FM 495					REVISION DATE:	2/1/2012		
LIMITS TO:	FM 1924 (Mile 3 N)					MPO PROJ NUMBER:	HC-48		
PROJECT	WIDEN TO 4 LANE URBAN DIVIDED					FUNDING CAT(S):	n/a		
DESCRIPTION:					PROJECT HISTORY:				
REMARKS	THIS PROJECT IS INCLUDED IN APPENDIX D AS A PROJECT UNDERGOING PRELIMINARY ENGINEERING AND ENVIRONMENTAL ANALYSIS (PE/EA) CONSISTENT WITH EARLY PROJECT DEVELOPMENT								
P7:									
TOTAL PROJECT COST INFORMATION				AUTHORIZED FUNDING BY CATEGORY/SHARE					
PRELIM ENG:	4.90%	\$312,981	COST OF APPROVED PHASES:	n/a	FEDERAL	STATE	LOCAL	LC	TOTAL
ROW PURCHASE:		\$1,930,494		n/a	n/a	n/a	n/a		n/a
CONST COST:		\$6,387,369							
CONST ENG:	5.00%	\$319,368	PHASES:	n/a					
CONTING:	6.50%	\$415,179							
IND COSTS:	6.20%	\$396,017							
BND FINANCING:		\$0							
TOTAL PROJECT COST:		\$9,761,408	TOTALS		\$0	\$0	\$0	\$0	\$0



Hidalgo County Metropolitan Planning Organization
FY 2011 - 2014 Transportation Improvement Program
Highway Financial Summary - Year of Expenditure Costs
2011 - 2014 STIP

Funding by Category

Category	Description	FY 2011		FY 2012		FY 2013		FY 2014		Total FY 2011 - 2014	
		Programmed	Authorized	Programmed	Authorized	Programmed	Authorized	Programmed	Authorized	Programmed	Authorized
1	Preventive Maintenance and Rehabilitation	\$0	\$0	\$202,804	\$202,804	\$7,977,067	\$7,977,067	\$0	\$0	\$8,179,871	\$8,179,871
2	Metropolitan Area (TMA) Corridor Projects	\$0	\$0	\$0	\$0	\$0	\$0	\$0	\$0	\$0	\$0
3	Urban Area (Non- TMA) Corridor Projects	\$0	\$0	\$0	\$0	\$0	\$0	\$0	\$0	\$0	\$0
4	Statewide Connectivity Corridor Projects	\$0	\$0	\$0	\$0	\$0	\$0	\$0	\$0	\$0	\$0
5	CMAQ	\$0	\$0	\$0	\$0	\$0	\$0	\$0	\$0	\$0	\$0
6	Structures	\$0	\$0	\$0	\$0	\$0	\$0	\$0	\$0	\$0	\$0
7	Metro Mobility & Rehab	\$0	\$0	\$18,368,693	\$39,584,024	\$12,573,828	\$8,690,000	\$23,015,351	\$6,780,000	\$53,957,872	\$55,054,024
8	Safety	\$0	\$0	\$0	\$0	\$0	\$0	\$0	\$0	\$0	\$0
9	Transportation Enhancements	\$0	\$0	\$1,141,336	\$1,141,336	\$1,324,431	\$1,324,431	\$0	\$0	\$2,465,767	\$2,465,767
10	Supplemental Transportation Projects	\$0	\$0	\$4,548,626	\$4,548,626	\$10,346,069	\$10,346,069	\$5,300,000	\$5,300,000	\$20,194,695	\$20,194,695
11	District Discretionary	\$0	\$0	\$0	\$0	\$1,053,038	\$1,053,038	\$0	\$0	\$1,053,038	\$1,053,038
12	Strategic Priority	\$0	\$0	\$0	\$0	\$0	\$0	\$0	\$0	\$0	\$0
Other	Prop 12	\$0	\$0	\$18,863,440	\$18,863,440	\$19,247,859	\$19,247,859	\$0	\$0	\$38,111,299	\$38,111,299
Other	Prop 14	\$0	\$0	\$0	\$0	\$0	\$0	\$0	\$0	\$0	\$0
Other		\$0	\$0	\$0	\$0	\$0	\$0	\$0	\$0	\$0	\$0
LC	Local Contributions	\$0	\$0	\$121,629,010	\$121,629,010	\$209,861,080	\$209,861,080	\$0	\$0	\$331,490,090	\$331,490,090
	Total	\$0	\$0	\$164,753,909	\$185,969,240	\$262,383,372	\$258,499,544	\$28,315,351	\$12,080,000	\$455,452,632	\$456,548,784

Funding Participation Source

Source	FY 2011	FY 2012	FY 2013	FY 2014	Total
Federal	\$0	\$19,409,167	\$26,553,324	\$22,652,281	\$68,614,772
State	\$0	\$3,811,320	\$12,435,227	\$4,572,917	\$20,819,464
Local Share	\$0	\$1,041,722	\$1,644,371	\$1,090,153	\$3,776,246
Local Contributions	\$0	\$121,628,260	\$202,502,591	\$0	\$324,130,851
Prop 12	\$0	\$18,863,440	\$19,247,859	\$0	\$38,111,299
Prop 14	\$0	\$0	\$0	\$0	\$0
Other (Insert Entity Name)	\$0	\$0	\$0	\$0	\$0
Other (Insert Entity Name)	\$0	\$0	\$0	\$0	\$0
Total	\$0	\$164,753,909	\$262,383,372	\$28,315,351	\$455,452,632

**ADMINISTRATIVE
AMENDMENT**

HIDALGO COUNTY METROPOLITAN PLANNING ORGANIZATION METROPOLITAN TRANSPORTATION PLAN PROJECT DATA

Line Numbers	System Sort	Roadway	From	To	MTP#	CSJ #	Existing Roadway Data					Forecast Data		Proposed Project Data		Total Project Cost								Funding Categories														TOTAL SCORE	Months to Clear	ROW				PS&E		ADT								
							Project Length (mi)	2004 # Lanes	2004 modeled volume	Base Year LOS	2035 # Lanes	2035 Volume	2035 LOS	Type of Improvement	Jurisdiction	Construction Cost 2011 dollars	ROW cost (12% 2011 const cost)	CE Cost (<\$2.1M 7.5%, >\$2.1M 13%, >\$10 M 4.5%, or 2011 const cost)	Contingencies (<\$2M 7%, >\$2M 6.5%, >\$2.5M 10%, >\$50M 7% of 2010 const cost)	Total Project Cost	Year of Expenditure Dollars (VOE)	Cat 1 Funding	Cat 7 Funding (CE & Contingencies)	Cat 9 Funding	Cat 11 Funding	Cat 12 Funding	CBI - Eligible	Earmark Funding	Proposition 12	Other Funds (Local, Bond, etc)	TRENDS - Innovative Financing	TOTAL	Months to Complete	% Complete	Date Completed	Months to Complete	% Complete			Date Completed	Months to Complete	YEAR READY TO LET	AVG	LOS										
																																													FY 2012	FY 2012	FY 2012	FY 2012	FY 2012	FY 2012	FY 2012	FY 2012	FY 2012	FY 2012
208	On	SH 336 - OI	Trenton Ave	Wichita Ave	HC-279	0621-01-099	6							Corridor Signal re-timing	McAllen	\$ -	\$ -	\$ 80,850	\$ -	\$ 80,850	\$ 80,850		\$ 0.08									\$ 0.08																						
209	On	FM 2220 - OI	FM 1924 (Buddy Owens Rd)	Yuma Ave	HC-280	2094-01-051	4							Corridor Signal re-timing	McAllen	\$ -	\$ -	\$ 50,050	\$ -	\$ 50,050	\$ 50,050		\$ 0.05									\$ 0.05																						
66	Off	2 Mile Line N Rd	Inspiration Rd	SH 107 (conway)	HC-80a	0921-02-284	1.5	2	6,596	D	4	15,788	F	Widen to 4 Lane	Mission	\$ 3,129,000	\$ 665,937	\$ 156,450	\$ 203,385	\$ 4,502,091	\$ 4,154,772		\$ 4.15								\$ 4.15	31	Sep-11	0	0			0			2013	4,780												
25	Off	SH 364 (La Homa)	FM 495	FM 1924 (Mile 3 N)	HC-48	2966-01-009	2	2	10,370	D	4	23,895	D	Widen to 4 Lane Urban Divided	Palmview	\$ 6,387,369	\$ 1,930,494	\$ 319,368	\$ 415,179	\$ 9,761,408	\$ 9,052,410		\$ 9.05								\$ 9.05	Oct-10	√	0	0			80			2014	11,280												

NOTE: CSJ 0921-02-173 BSIF Pharr/Reynosa was let in July FY 2011 and has been removed from the TIP
 CSJ 2966-01-011 SH 364 (La Homa) was let in September FY 2012 and has been removed from the TIP