



**STATEWIDE
TRANSPORTATION IMPROVEMENT
PROGRAM
FY 2008-2011**



**DALLAS / FORT WORTH DISTRICT
March 06 Out – of – Cycle Revisions
2009 Quarterly Revisions**



North Central Texas Council Of Governments

March 3, 2009

Mr. Mark Young, P.E.
Regional Planning Engineer
Texas Department of Transportation
910-A North Watson Road
Arlington, TX 76011

Dear Mr. Young:

Enclosed are the March 3, 2009 Out-of-Cycle Roadway Section Statewide Transportation Improvement Program (STIP) revisions from the North Central Texas Council of Governments (NCTCOG), the Metropolitan Planning Organization (MPO) for the Dallas-Fort Worth Metropolitan Area. The following attachments are provided:

Attachment 1	STIP Revisions, TxDOT Dallas Roadway Section
Attachment 2	Supporting Modification Forms for Attachment 1
Attachment 3	STIP Revisions; TxDOT Fort Worth Roadway Section
Attachment 4	Supporting Modification Forms for Attachment 3
Attachment 5	Rural TxDOT Dallas STIP Revisions
Attachment 6	Roadway Financial Summary, Dallas and Fort Worth

Approval of these modifications through the Regional Transportation Council (RTC) Transportation Improvement Program (TIP) modification process is anticipated for March 5, 2009. These modifications have been processed in accordance with the NCTCOG Transportation Public Involvement Process and were reviewed for consistency with financial constraint, air quality conformity, and Mobility 2030.

The following sections are not included in the packet: TxDOT Dallas Appendix D, Fort Worth Appendix D, Dallas Rural Appendix D, Fort Worth Rural, Fort Worth Rural Appendix D, and Non-Regionally Significant Arterials listing because no changes were made to those listings. If you need any additional information to transmit these STIP revisions to Lori Morel, TxDOT Transportation Planning & Programming Division, please contact Adam Beckom or me at 817/695-9240.

Sincerely,

Christie Jestis
Program Manager

AB:jh
Attachments

cc: Judy Anderson, P.E., Design Engineer, TxDOT Fort Worth District
Bob Brown, P.E., Deputy District Engineer, TxDOT Dallas District
Barbara Maley, Environmental & Transportation Planning Coordinator, FHWA
Wes McClure, P.E., Special Services Engineer, TxDOT Dallas District
Lori Morel, Transp. Planner, Transp. Planning & Programming Div., TxDOT Austin
Bill Riley, P.E., Dir. of Transp. Planning & Development, TxDOT Fort Worth District

DISTRICT	COUNTY	CSJ	HWY	LET DATE	PHASE	CITY	MPO PROJ ID	YOE COST
DALLAS	DALLAS	0196-07-027	SP 366	06/2009	C,E,R	OTHER		\$68,485,904
LIMITS FROM: WEST OF SAINT PAUL							REV DATE: 03/2009	
LIMITS TO: EAST OF PEARL ST							GROUPED PROJECT CSJ: N/A	
TIP DESCRIPTION: CONSTRUCTION OF DECK AND PLAZA OVER FREEWAY WOODALL RODGERS DECK PLAZA							FUNDING CATEGORY: 9,10,LC	
REMARKS: ADD \$10 MILLION TOTAL (ARRA FUNDS); DALLAS/PRIVATE DONATION IS THE SOURCE OF THE LOCAL CONTRIBUTION							MTP REFERENCE: BP 2002	

Total Project Cost Information:		Cost of Approved Phases:	Authorized Funding by Category:		Authorized Funding by Share:	
Preliminary Engineering:	\$3,179,904	\$68,485,904	Category 9:	\$25,000,000	Federal Funds:	\$30,098,000
Right Of Way:	\$410,000		Category 10:	\$10,098,000	State Funds:	\$0
Construction:	\$64,896,000		Local Contribution:	\$55,421,721	Local Funds:	\$5,000,000
Construction Engineering:	\$1,664,000				Local Contribution:	\$55,421,721
Contingencies:	\$2,496,000				Total Funding:	\$90,519,721
Indirects:	\$1,639,040					
Bond Financing:	\$0					
Total Project Cost (YOE):	\$74,284,944		Total Category Funding:	\$90,519,721		

FY 2009 Total YOE Cost of Approved Phases: **\$68,485,904**
FY 2009 Total Authorized Funding by Share: **\$90,519,721**
FY 2009 Total Authorized Funding by Category: **\$90,519,721**

TRANSPORTATION IMPROVEMENT PROGRAM MODIFICATION

Subregion: EASTERN

Program(s): CMAQ STP-MM Transit Other CAT 9, LC, CAT 10 MISC (ARRA)

Type of Modification: Administrative Current RTC Action Previous RTC Action

Modification Number: 2008-810 STIP Revision Required?: YES

NCTCOG Project Code(s): N/A

NCTCOG TIP Page Number(s): N/A MTP Reference(s): BP 2002

TXDOT Control Section Job Number(s): 0196-07-027

Original Project Scope and Location: TXDOT-DALLAS (DALLAS COUNTY/DALLAS)--WOODALL RODGERS DECK PLAZA--SP 366 FROM WEST OF SAINT PAUL TO EAST OF PEARL ST; CONSTRUCTION OF DECK AND PLAZA OVER FREEWAY

Original Funded Amount: FY09--\$80,519,721 TOTAL (\$20,000,000 FEDERAL [ENHANCEMENT EARMARK], \$20,000,000 LOCAL, \$98,000 CONG DEMO FUNDS, AND \$40,421,721 PRIVATE DONATION)

Approved Phase: Engineering ROW Utilities Construction/Implementation

Estimated Construction Cost: N/A Percent: N/A

Construction Bid Price: N/A Percent: N/A

Request: INCREASE AUTHORIZED FUNDING AMOUNT BY \$10,000,000 TOTAL (\$10,000,000 ARRA) FOR A REVISED FUNDING AMOUNT OF \$90,519,721 TOTAL (\$10,000,000 ARRA [FEDERAL], \$20,000,000 FEDERAL [ENHANCEMENT EARMARK], \$20,000,000 LOCAL, \$98,000 CONG DEMO FUNDS, AND \$40,421,721 PRIVATE DONATION)

Financial Constraint Statement: DOES NOT VIOLATE FINANCIAL CONSTRAINT AS ADDITIONAL FUNDS HAVE BEEN ALLOCATED TO THE TXDOT DISTRICT SPECIFICALLY FOR THIS PROJECT

Air Quality Conformity Statement: THIS PROJECT IS INCLUDED IN MOBILITY 2030 PLAN AND MOBILITY 2030 PLAN-2009 AMENDMENT, AND THE RESULTING AIR QUALITY CONFORMITY ANALYSIS

Other: Contingent on TxDOT approval? YES

Certified by: [Signature] Michael Morris, P.E. Director of Transportation NCTCOG

Date: 3/3/09

The following signature authorizes: additional Metropolitan Planning Organization (MPO) allocated funds to be moved into Year One. modification to a project funded through a TxDOT-selected program.

Certified by: [Signature] William Hale, P.E. District Engineer TXDOT, Dallas District

Date: 3/3/09

DISTRICT	COUNTY	CSJ	HWY	LET DATE	PHASE	CITY	MPO PROJ ID	YOE COST
FORT WORTH	TARRANT	0353-03-059	SH 114	08/2009	C,E,R	OTHER		\$279,834,383
LIMITS FROM: BS 114L, IN GRAPEVINE							REV DATE: 03/2009	
LIMITS TO: DALLAS COUNTY LINE							GROUPED PROJECT CSJ: N/A	
TIP DESCRIPTION: RECONSTRUCT 4/8 LANE FREEWAY TO 8/13 LANES W/ AUXILIARY LANES, FRONTAGE ROADS AND RAMPS							FUNDING CATEGORY: 2,10,12,LC	
REMARKS: CDA PARTNER IS THE SOURCE OF THE LOCAL CONTRIBUTION;ADD \$125 MILLION TOTAL (ARRA) FUNDS							MTP REFERENCE: FT1 1425, FR1425, HM8190	
Total Project Cost Information:		Cost of Approved Phases:		Authorized Funding by Category:		Authorized Funding by Share:		
Preliminary Engineering:	\$7,116,943			Category 2:	\$40,113,510	Federal Funds:	\$232,428,800	
Right Of Way:	\$8,060,000			Category 12:	\$94,172,490	State Funds:	\$42,034,143	
Construction:	\$264,657,440	\$279,834,383		Local Contribution:	\$5,371,440	Local Funds:	\$0	
Construction Engineering:	\$5,809,750			State PE/ROW:	\$15,176,943	Local Contribution:	\$5,371,440	
Contingencies:	\$8,714,624			Category 10:	\$125,000,000	Total Funding:	\$279,834,383	
Indirects:	\$7,116,943					*State Paying for PE and/or ROW Costs		
Bond Financing:	\$0							
Total Project Cost (YOE):	\$301,475,700			Total Category Funding:	\$279,834,383			
FORT WORTH	TARRANT	0364-01-113	SH 121	08/2009	C,E,R	GRAPEVINE		\$282,405,041
LIMITS FROM: IH 635							REV DATE: 03/2009	
LIMITS TO: SH 114							GROUPED PROJECT CSJ: N/A	
TIP DESCRIPTION: RECONST FREEWAY 4 LANE TO 8/10 LNS W/ AUX LNS, COLLECTOR FACILITY (9) & INTERCHANGE WITH SH 114/INTL PKWY; FR W/ AUX LNS							FUNDING CATEGORY: 2,10,12,LC	
REMARKS: CDA PARTNER IS THE SOURCE OF THE LOCAL CONTRIBUTION; ADD \$125 MILLION TOTAL (ARRA) FUNDS							MTP REFERENCE: FT1 1715, FR 1715	
Total Project Cost Information:		Cost of Approved Phases:		Authorized Funding by Category:		Authorized Funding by Share:		
Preliminary Engineering:	\$6,508,681			Category 2:	\$36,684,595	Federal Funds:	\$223,247,200	
Right Of Way:	\$23,175,000			Category 12:	\$86,124,405	State Funds:	\$54,245,481	
Construction:	\$252,721,360	\$282,405,041		Local Contribution:	\$4,912,360	Local Funds:	\$0	
Construction Engineering:	\$5,313,209			State PE/ROW:	\$29,683,681	Local Contribution:	\$4,912,360	
Contingencies:	\$7,969,813			Category 10:	\$125,000,000	Total Funding:	\$282,405,041	
Indirects:	\$6,508,681					*State Paying for PE and/or ROW Costs		
Bond Financing:	\$0							
Total Project Cost (YOE):	\$302,196,742			Total Category Funding:	\$282,405,041			
FORT WORTH	TARRANT	0422-05-001	US 67	06/2009	C	OTHER		\$20,000,000
LIMITS FROM: AT SOUTHWEST PARKWAY							REV DATE: 03/2009	
LIMITS TO:							GROUPED PROJECT CSJ: N/A	
TIP DESCRIPTION: WIDEN 2 LANE ARTERIAL TO 4 LANE GENERAL PURPOSE LANE; WITH AUXILIARY LANES ON US 67							FUNDING CATEGORY: 2,10	
REMARKS: ADD PROJECT TO TIP/STIP PARTIALLY FUNDED WITH FEDERAL (ARRA) FUNDS							MTP REFERENCE: FT 2065	
Total Project Cost Information:		Cost of Approved Phases:		Authorized Funding by Category:		Authorized Funding by Share:		
Preliminary Engineering:	\$0			Category 2:	\$10,000,000	Federal Funds:	\$18,000,000	
Right Of Way:	\$0			Category 10:	\$10,000,000	State Funds:	\$2,000,000	
Construction:	\$20,000,000	\$20,000,000				Local Funds:	\$0	
Construction Engineering:	\$0					Local Contribution:	\$0	
Contingencies:	\$0					Total Funding:	\$20,000,000	
Indirects:	\$0							
Bond Financing:	\$0							
Total Project Cost (YOE):	\$20,000,000			Total Category Funding:	\$20,000,000			
FORT WORTH	TARRANT	0504-02-008	SH 121	08/2009	C,E	FORT WORTH	11250.1	\$915,730,000
LIMITS FROM: IH 30							REV DATE: 03/2009	
LIMITS TO: ALTA MESA BLVD							GROUPED PROJECT CSJ: N/A	
TIP DESCRIPTION: CONSTRUCT NEW LOCATION 6 LANE TOLLWAY WITH INTERCHANGE AT IH 30							FUNDING CATEGORY: LC	
REMARKS: NTTA IS THE SOURCE OF THE LOCAL CONTRIBUTION; REDUCE SCOPE AND FUNDS							MTP REFERENCE: FT1530, FR1530, FR 1535, IN1 10151, IN1 15301	
Total Project Cost Information:		Cost of Approved Phases:		Authorized Funding by Category:		Authorized Funding by Share:		
Preliminary Engineering:	\$28,384,720			Local Contribution:	\$915,730,000	Federal Funds:	\$0	
Right Of Way:	\$0					State Funds:	\$0	
Construction:	\$887,345,280	\$915,730,000				Local Funds:	\$0	
Construction Engineering:	\$23,717,200					Local Contribution:	\$915,730,000	
Contingencies:	\$34,756,800					Total Funding:	\$915,730,000	
Indirects:	\$31,860,400							
Bond Financing:	\$0							
Total Project Cost (YOE):	\$1,006,064,400			Total Category Funding:	\$915,730,000			

DISTRICT	COUNTY	CSJ	HWY	LET DATE	PHASE	CITY	MPO PROJ ID	YOE COST
FORT WORTH	TARRANT	0504-02-991	SH 121	06/2009	C	FORT WORTH	11250.2	\$225,006,889
LIMITS FROM: AT IH 20 & SH 183							REV DATE: 03/2009	
LIMITS TO:							GROUPED PROJECT CSJ: N/A	
TIP DESCRIPTION: PHASE CONSTRUCT INTERCHANGE AT IH 20 & SH 183							FUNDING CATEGORY: 2,7,10	
							MTP REFERENCE: IN1 15301	

REMARKS: SPLIT FROM 0504-02-008; ADD \$133,906,889 TOTAL (ARRA) FUNDS

Total Project Cost Information:		Cost of Approved Phases:	Authorized Funding by Category:	Authorized Funding by Share:
Preliminary Engineering:	\$14,700,000		Category 2:	Federal Funds:
Right Of Way:	\$0		Category 10:	State Funds:
Construction:	\$225,006,889	\$225,006,889	Category 7:	Local Funds:
Construction Engineering:	\$12,000,000			Local Contribution:
Contingencies:	\$18,000,000			Total Funding:
Indirects:	\$16,500,000			
Bond Financing:	\$0			
Total Project Cost (YOE):	\$286,206,889		Total Category Funding:	\$225,006,889

FY 2009 Total YOE Cost of Approved Phases: \$1,722,976,313
 FY 2009 Total Authorized Funding by Share: \$1,722,976,313
 FY 2009 Total Authorized Funding by Category: \$1,722,976,313

TRANSPORTATION IMPROVEMENT PROGRAM MODIFICATION

Subregion: WESTERN

Program(s): CMAQ STP-MM Transit Other CAT 2,12,10 (TOLL BONDS & ARRA)Type of Modification: Administrative Current RTC Action Previous RTC Action

Modification Number: 2008-808

STIP Revision Required?: YES

NCTCOG Project Code(s): N/A

NCTCOG TIP Page Number(s): VII-17

MTP Reference(s): FT1 1425, FR1425, HM8190

TXDOT Control Section Job Number(s): 0353-03-059

Original Project Scope and Location: TXDOT-FORT WORTH--SH 114 FROM BS 114L IN GRAPEVINE TO DALLAS COUNTY LINE; RECONSTRUCT FREEWAY FROM 4/8 LANES TO 8/13 LANES WITH AUXILIARY LANES, FRONTAGE ROADS & RAMPS

Original Funded Amount: FY2010--\$154,834,383 TOTAL (\$94,172,490 CATEGORY 12 (\$75,337,992 FEDERAL AND 18,834,498 STATE), \$40,113,510 CATEGORY 2 (\$32,090,808 FEDERAL AND \$8,022,702 STATE) AND \$15,176,943 TXDOT PE/ROW FUNDS, AND \$5,371,440 LOCAL)

Approved Phase: Engineering ROW Utilities Construction/Implementation

Estimated Construction Cost: N/A

Percent: N/A

Construction Bid Price: N/A

Percent: N/A

Request: MOVE PROJECT TO FY09 OF THE 2008-2011 TIP & STIP & INCREASE AUTHORIZED FUNDING AMOUNT BY \$125,000,000 TOTAL (\$125,000,000 ARRA) FOR A REVISED FUNDING AMOUNT OF \$279,834,383 TOTAL (\$125,000,000 FEDERAL [ARRA]), \$94,172,490 CATEGORY 12 (\$75,337,992 FEDERAL AND 18,834,498 STATE), \$40,113,510 CATEGORY 2 (\$32,090,808 FEDERAL AND \$8,022,702 STATE) AND \$15,176,943 TXDOT PE/ROW FUNDS, AND \$5,371,440 LOCAL) AS PART OF RTC APPROVAL OF THE AMERICAN RECOVERY AND REINVESTMENT FUNDING

Financial Constraint Statement:

DOES NOT VIOLATE FINANCIAL CONSTRAINT AS SUFFICIENT APPORTIONMENT AVAILABLE TO PROGRAM THE REQUESTED FUNDING AMOUNT


Air Quality Conformity Statement:

THIS PROJECT IS INCLUDED IN MOBILITY 2030 PLAN AND MOBILITY 2030 PLAN-2009 AMENDMENT, AND THE RESULTING AIR QUALITY CONFORMITY ANALYSIS

Other:

 Contingent on TxDOT approval? YES


Certified by:

Michael Morris, P.E.
Director of Transportation
NCTCOG3/3/09
Date

The following signature authorizes:

- additional Metropolitan Planning Organization (MPO) allocated funds to be moved into Year One.
- modification to a project funded through a TxDOT-selected program.

Certified by:

Maribel Chavez, P.E.
District Engineer
TXDOT, Fort Worth District3/3/09
Date

TRANSPORTATION IMPROVEMENT PROGRAM MODIFICATION

Subregion: WESTERN

Program(s): CMAQ STP-MM Transit Other CAT 2,12,10 (TOLL BONDS & ARRA)

Type of Modification: Administrative Current RTC Action Previous RTC Action

Modification Number: 2008-809 STIP Revision Required?: YES

NCTCOG Project Code(s): N/A

NCTCOG TIP Page Number(s): VII-18 MTP Reference(s): FT1 1715, FR 1715

TXDOT Control Section Job Number(s): 0364-01-113

Original Project Scope and Location: TXDOT-FORT WORTH--SH 121 FROM IH 635 TO SH 114; RECONSTRUCT FREEWAY 4 LANE TO 8/10 LANES W/ AUXILIARY LANES, COLLECTOR FACILITY (9) & INTERCHANGE WITH SH 114/INTL PKWY; FRONTAGE ROADS WITH AUXILIARY LANES

Original Funded Amount: FY2010--\$157,405,041 TOTAL (\$86,124,405 CATEGORY 12 (\$68,899,524 FEDERAL AND \$17,224,881 STATE), \$36,684,595 CATEGORY 2 (\$29,347,676 FEDERAL AND \$7,336,919 STATE) AND \$29,683,681 TXDOT PE/ROW FUNDS, AND \$4,912,360 LOCAL)

Approved Phase: Engineering ROW Utilities Construction/Implementation

Estimated Construction Cost: N/A Percent: N/A

Construction Bid Price: N/A Percent: N/A

Request: MOVE PROJECT TO FY09 OF THE 2008-2011 TIP & STIP AND INCREASE AUTHORIZED FUNDING AMOUNT BY \$125,000,000 TOTAL (\$125,000,000 ARRA) FOR A REVISED FUNDING AMOUNT OF \$282,405,041 TOTAL (\$125,000,000 FEDERAL [ARRA]), \$86,124,405 CATEGORY 12 (\$68,899,524 FEDERAL & \$17,224,881 STATE), \$36,684,595 CATEGORY 2 (\$29,347,676 FEDERAL & \$7,336,919 STATE) AND \$29,683,681 TXDOT PE/ROW FUNDS, & \$4,912,360 LOCAL AS PART OF RTC APPROVAL OF AMERICAN RECOVERY AND REINVESTMENT FUNDING

Financial Constraint Statement:

DOES NOT VIOLATE FINANCIAL CONSTRAINT AS SUFFICIENT APPORTIONMENT AVAILABLE TO PROGRAM THE REQUESTED FUNDING AMOUNT


Air Quality Conformity Statement:

THIS PROJECT IS INCLUDED IN MOBILITY 2030 PLAN AND MOBILITY 2030 PLAN-2009 AMENDMENT, AND THE RESULTING AIR QUALITY CONFORMITY ANALYSIS

Other:

Contingent on TxDOT approval? YES

Certified by:




Michael Morris, P.E.
Director of Transportation
NCTCOG

3/3/09
Date

The following signature authorizes:

- additional Metropolitan Planning Organization (MPO) allocated funds to be moved into Year One.
- modification to a project funded through a TxDOT-selected program.

Certified by:



Maribel Chavez, P.E.
District Engineer
TXDOT, Fort Worth District

3/3/09
Date

TRANSPORTATION IMPROVEMENT PROGRAM MODIFICATION

Subregion: WESTERN

Program(s): CMAQ STP-MM Transit Other 10 MISC (ARRA), 2 METRO CORRIDOR

Type of Modification: Administrative Current RTC Action Previous RTC Action

Modification Number: 2008-863

STIP Revision Required?: YES

NCTCOG Project Code(s): N/A

NCTCOG TIP Page Number(s): N/A

MTP Reference(s): FT 2065

TXDOT Control Section Job Number(s): N/A

Original Project Scope and Location: TXDOT FORT WORTH (JOHNSON COUNTY) - US 67 AT SOUTHWEST PARKWAY; WIDEN 2 LANE ARTERIAL TO 4 GENERAL PURPOSE LANES WITH AUXILIARY LANES ON US 67; ADDITION OF LANES

Original Funded Amount: FY 2009 - \$20,000,000 TOTAL (\$10,000,000 ARRA [\$10,000,000 FEDERAL] AND \$10,000,000 CATEGORY 2 - METRO CORRIDOR [\$8,000,000 FEDERAL AND \$2,000,000 STATE])

Approved Phase: Engineering ROW Utilities Construction/Implementation

Estimated Construction Cost: N/A

Percent: N/A

Construction Bid Price: N/A

Percent: N/A

Request: ADD PROJECT TO FY 2009 OF THE 2008-2011 TRANSPORTATION IMPROVEMENT PROGRAM (TIP) AND STATEWIDE TRANSPORTATION IMPROVEMENT PROGRAM AS PART OF RTC APPROVAL OF AMERICAN RECOVERY AND REINVESTMENT FUNDING

Financial Constraint Statement:

DOES NOT VIOLATE FINANCIAL CONSTRAINT AS SUFFICIENT APPORTIONMENT AVAILABLE TO PROGRAM THE REQUESTED FUNDING AMOUNT


Air Quality Conformity Statement:

THIS PROJECT IS CONSISTENT WITH MOBILITY 2030 AND THE RESULTING AIR QUALITY CONFORMITY ANALYSIS

Other:

Contingent on TxDOT approval? YES

Certified by:



Michael Morris, P.E.
Director of Transportation
NCTCOG

3/3/09


Date

The following signature authorizes:

additional Metropolitan Planning Organization (MPO) allocated funds to be moved into Year One.

modification to a project funded through a TxDOT-selected program.

Certified by:



Maribel Chavez, P.E.
District Engineer
TXDOT, Fort Worth District

3/3/09

Date

TRANSPORTATION IMPROVEMENT PROGRAM MODIFICATION

Subregion: WESTERN

Program(s): CMAQ STP-MM Transit Other 2 METRO CORRIDO, 10 MISC (TOLL BONDS), LO

Type of Modification: Administrative Current RTC Action Previous RTC Action

Modification Number: 2008-805 STIP Revision Required?: YES

NCTCOG Project Code(s): 11250.1

NCTCOG TIP Page Number(s): VII-7 (YOE) MTP Reference(s): FT1530, FR1530, FR 1535, IN1 10151, IN1 15301

TXDOT Control Section Job Number(s): 0504-02-008

Original Project Scope and Location: TXDOT-FORT WORTH--SH 121 FROM IH 30 TO ALTA MESA BLVD; CONSTRUCT 6 LANE TOLL FACILITY WITH INTERCHANGES AT IH 30 AND IH 20

Original Funded Amount: FY09--\$1,075,000,000 TOTAL (\$10,000,000 STP-MM [8,000,000 FEDERAL AND 2,000,000 STATE], \$149,270,000 CATEGORY 2 [\$119,416,000 AND \$29,854,000 STATE], AND \$915,730,000 NTTA TOLL BONDS)

Approved Phase: Engineering ROW Utilities Construction/Implementation

Estimated Construction Cost: N/A Percent: N/A

Construction Bid Price: N/A Percent: N/A

Request: REVISE PROJECT SCOPE TO CONSTRUCT 6 LANE TOLL FACILITY WITH INTERCHANGE AT IH 30; REMOVE \$10,000,000 IN CATEGORY 7 STP-MM, \$149,270,000 OF CATEGORY 2 METRO CORRIDOR FUNDS FOR A REVISED AUTHORIZED FUNDING AMOUNT OF \$915,730,000 TOTAL (\$915,730,000 TOLL BONDS); AS PART OF OF RTC APPROVAL OF AMERICAN RECOVERY AND REINVESTMENT FUNDING

Financial Constraint Statement:

DOES NOT VIOLATE FINANCIAL CONSTRAINT AS SUFFICIENT APPORTIONMENT AVAILABLE TO PROGRAM THE REQUESTED FUNDING AMOUNT

Air Quality Conformity Statement:

THIS PROJECT IS INCLUDED IN MOBILITY 2030 PLAN AND MOBILITY 2030 PLAN-2009 AMENDMENT, AND THE RESULTING AIR QUALITY CONFORMITY ANALYSIS

Other:

Contingent on TxDOT approval? YES

Certified by:

[Signature of Michael Morris]

Michael Morris, P.E.
Director of Transportation
NCTCOG

3/3/09
Date

The following signature authorizes:

- additional Metropolitan Planning Organization (MPO) allocated funds to be moved into Year One.
 modification to a project funded through a TxDOT-selected program.

Certified by:

[Signature of Maribel Chavez]

Maribel Chavez, P.E.
District Engineer
TXDOT, Fort Worth District

3/3/09
Date

TRANSPORTATION IMPROVEMENT PROGRAM MODIFICATION

Subregion: WESTERN

Program(s): CMAQ STP-MM Transit Other 2 METRO COR, 10 MISC (ARRA)

Type of Modification: Administrative Current RTC Action Previous RTC Action

Modification Number: 2008-807 STIP Revision Required?: YES

NCTCOG Project Code(s): 11250.2

NCTCOG TIP Page Number(s): N/A MTP Reference(s): IN1 15301

TXDOT Control Section Job Number(s): 0504-02-991

Original Project Scope and Location: TXDOT-FORT WORTH--SH 121 AT IH 20 & SH 183 ; PHASE CONSTRUCT INTERCHANGE AT IH 20 & SH 183

Original Funded Amount: FY09--\$225,006,889 TOTAL (\$133,906,889 CAT 10 [ARRA], \$10,000,000 STP-MM [\$8,000,000 FEDERAL AND \$2,000,000 STATE], \$81,100,000 CATEGORY 2 [\$64,880,000 FEDERAL AND \$16,220,000 STATE])

Approved Phase: Engineering ROW Utilities Construction/Implementation

Estimated Construction Cost: N/A Percent: N/A

Construction Bid Price: N/A Percent: N/A

Request: SPLIT PROJECT FROM CSJ 0504-02-008 AND ADD PROJECT TO FY09 OF THE 2008-2011 TRANSPORTATION IMPROVEMENT PROGRAM (TIP) AND STATEWIDE TRANSPORTATION IMPROVEMENT PROGRAM (STIP) AS PART OF APPROVAL OF AMERICAN RECOVERY AND REINVESTMENT FUNDING

Financial Constraint Statement:

DOES NOT VIOLATE FINANCIAL CONSTRAINT AS SUFFICIENT APPORTIONMENT AVAILABLE TO PROGRAM THE REQUESTED FUNDING AMOUNT

Air Quality Conformity Statement:

THIS PROJECT IS INCLUDED IN MOBILITY 2030 PLAN AND MOBILITY 2030 PLAN-2009 AMENDMENT, AND THE RESULTING AIR QUALITY CONFORMITY ANALYSIS

Other:

Contingent on TxDOT approval? YES

Certified by:

Michael Morris

Michael Morris, P.E.
Director of Transportation
NCTCOG

3/3/09
Date

The following signature authorizes:

- additional Metropolitan Planning Organization (MPO) allocated funds to be moved into Year One.
- modification to a project funded through a TxDOT-selected program.

Certified by:

Maribel Chavez

Maribel Chavez, P.E.
District Engineer
TXDOT, Fort Worth District

3/3/09
Date

DALLAS-FORT WORTH MPO
FY 2008-2011 TRANSPORTATION IMPROVEMENT PROGRAM
DALLAS DISTRICT RURAL PROJECTS
FY 2009

DISTRICT	COUNTY	CSJ	HWY	LET DATE	PHASE	CITY	MPO PROJ ID	YOE COST
DALLAS	NAVARRO	0166-01-041	IH 45	04/2009	C,E	OTHER		\$15,501,392
LIMITS FROM: 2 MILES S OF RICHLAND							REV DATE: 03/2009	
LIMITS TO: 3.2 MILES S OF RICHLAND							GROUPED PROJECT CSJ: N/A	
TIP DESCRIPTION: RECONSTRUCTION OF SAFETY REST AREA							FUNDING CATEGORY: 9,10	

REMARKS: INCREASE BY \$12,945,392 TOTAL (\$12,945,392 FEDERAL [ARRA])
AQ CONFORMITY STATEMENT: THIS PROJECT IS NOT INCLUDED IN THE 2009 AIR CONFORMITY ANALYSIS
BECAUSE PROJECT IS OUTSIDE OF DFW NON-ATTAINMENT AREA

Total Project Cost Information:		Cost of Approved Phases:	Authorized Funding by Category:	Authorized Funding by Share:
Preliminary Engineering:	\$700,443		Category 9:	Federal Funds:
Right Of Way:	\$0		Category 10:	State Funds:
Construction:	\$14,800,949	\$15,501,392		Local Funds:
Construction Engineering:	\$142,948			Local Contribution:
Contingencies:	\$193,520			Total Funding:
Indirects:	\$563,213			
Bond Financing:	\$0			
Total Project Cost (YOE):	\$16,401,073		Total Category Funding:	\$15,501,392

FY 2009 Total YOE Cost of Approved Phases: **\$15,501,392**
FY 2009 Total Authorized Funding by Share: **\$15,501,392**
FY 2009 Total Authorized Funding by Category: **\$15,501,392**

**DFW Metropolitan Planning Organization - Dallas District
 FY 2008 - 2011 Transportation Improvement Program
 Highway Financial Summary - Year of Expenditure Construction Costs**

Funding by Category

Category	Description	FY 2008		FY 2009		FY 2010		FY 2011		Total FY 2008 - 2011	
		Programmed	Authorized	Programmed	Authorized	Programmed	Authorized	Programmed	Authorized	Programmed	Authorized
1	Preventive Maintenance and Rehabilitation	\$0	\$77,914,500	\$2,000,000	\$74,038,017	\$3,200,000	\$118,526,000	\$13,367,700	\$13,367,700	\$18,567,700	\$283,846,217
2	Metropolitan Area (TMA) Corridor Projects	\$0	\$492,122,841	\$101,000,000	\$126,665,427	\$236,063,549	\$251,310,000	\$205,591,286	\$234,598,429	\$542,654,835	\$1,104,696,697
3	Urban Area (Non- TMA) Corridor Projects	\$0	\$0	\$0	\$0	\$0	\$0	\$0	\$0	\$0	\$0
4	Statewide Connectivity Corridor Projects	\$0	\$67,745,854	\$0	\$0	\$0	\$0	\$0	\$0	\$0	\$67,745,854
5	CMAQ	\$0	\$38,910,539	\$56,308,364	\$56,308,364	\$40,002,571	\$55,297,225	\$53,454,076	\$60,184,800	\$149,765,011	\$210,700,928
6	Structure Replacement and Rehabilitation	\$0	\$54,683,346	\$0	\$28,290,000	\$0	\$39,441,824	\$0	\$4,562,450	\$0	\$126,977,620
7	Metro Mobility and Rehabilitation	\$0	\$14,872,622	\$69,766,977	\$74,994,090	\$141,144,543	\$143,832,500	\$41,496,589	\$70,576,666	\$252,408,109	\$304,275,878
8	Safety	\$0	\$4,760,000	\$0	\$1,307,000	\$0	\$5,360,000	\$0	\$0	\$0	\$11,427,000
9	Transportation Enhancements	\$0	\$7,601,330	\$37,940,503	\$39,110,753	\$6,345,755	\$6,345,755	\$1,204,476	\$1,604,527	\$45,490,734	\$54,662,365
10	Supplemental Transportation Projects	\$0	\$0	\$1,755,997,746	\$1,755,997,746	\$998,867,639	\$998,867,639	\$880,526,385	\$860,526,385	\$3,635,391,770	\$3,635,391,770
11	District Discretionary	\$0	\$57,334,160	\$2,614,100	\$9,150,000	\$29,330,000	\$35,751,544	\$18,585,476	\$57,651,045	\$50,529,576	\$159,886,749
12	Strategic Priority	\$0	\$0	\$16,500,000	\$16,500,000	\$0	\$1,971,941	\$0	\$4,888,997	\$16,500,000	\$23,160,938
ARRA	American Recovery and Reinvestment Act	\$0	\$0	\$10,000,000	\$10,000,000	\$0	\$0	\$0	\$0	\$10,000,000	\$10,000,000
	State PE/ROW Funds	\$0	\$0	\$71,402,145	\$71,402,145	\$60,610,734	\$60,610,734	\$73,184,536	\$73,184,536	\$205,197,415	\$205,197,415
LC	Local Contributions	\$0	\$0	\$2,005,077,679	\$2,005,077,679	\$52,942,476	\$52,942,476	\$751,139,858	\$751,139,858	\$2,809,160,013	\$2,809,160,013
	Total	\$0	\$815,945,192	\$4,128,607,514	\$4,268,841,221	\$1,568,507,267	\$1,770,257,638	\$2,038,550,382	\$2,152,085,393	\$7,735,665,163	\$9,007,129,444

Funding Participation Source

Source	FY 2008	FY 2009	FY 2010	FY 2011	Total
Federal	\$0	\$243,166,500	\$373,712,858	\$312,157,496	\$929,036,854
State	\$0	\$1,078,266,841	\$944,510,631	\$916,262,239	\$2,939,039,711
Local Contributions	\$0	\$2,005,077,679	\$52,942,476	\$751,139,858	\$2,809,160,013
ARRA	\$0	\$10,000,000	\$0	\$0	\$10,000,000
Local	\$0	\$792,096,494	\$197,341,302	\$58,990,789	\$1,048,428,585
Other	\$0	\$0	\$0	\$0	\$0
Total	\$0	\$4,128,607,514	\$1,568,507,267	\$2,038,550,382	\$7,735,665,163

**DFW Metropolitan Planning Organization - Fort Worth District
 FY 2008 - 2011 Transportation Improvement Program
 Highway Financial Summary - Year of Expenditure Construction Costs**

Funding by Category

Category	Description	FY 2008		FY 2009		FY 2010		FY 2011		Total FY 2008 - 2011	
		Programmed	Authorized	Programmed	Authorized	Programmed	Authorized	Programmed	Authorized	Programmed	Authorized
1	Preventive Maintenance and Rehabilitation	\$0	\$64,316,000	\$32,278,544	\$84,550,000	\$29,528,551	\$75,531,000	\$2,500,000	\$2,500,000	\$64,307,095	\$226,897,000
2	Metropolitan Area (TMA) Corridor Projects	\$0	\$164,170,131	\$190,580,795	\$200,000,000	\$509,421,474	\$509,421,474	\$31,000,000	\$31,978,730	\$731,002,269	\$905,570,335
3	Urban Area (Non-TMA) Corridor Projects	\$0	\$0	\$0	\$0	\$0	\$0	\$0	\$0	\$0	\$0
4	Statewide Connectivity Corridor Projects	\$0	\$0	\$0	\$0	\$0	\$0	\$0	\$0	\$0	\$4,657,051
5	CMAQ	\$0	\$2,911,601	\$11,210,088	\$12,130,000	\$19,907,637	\$66,496,000	\$4,546,250	\$34,574,334	\$35,663,955	\$116,111,935
6	Structure Replacement and Rehabilitation	\$0	\$63,813,556	\$0	\$22,610,000	\$0	\$72,496,030	\$0	\$0	\$0	\$158,919,586
7	Metro Mobility and Rehabilitation	\$0	\$33,692,292	\$22,484,714	\$22,540,000	\$56,827,989	\$71,006,420	\$29,191,766	\$31,676,406	\$108,504,469	\$158,915,118
8	Safety	\$0	\$4,040,000	\$0	\$2,940,000	\$0	\$4,200,000	\$0	\$0	\$0	\$11,180,000
9	Transportation Enhancements	\$0	\$2,092,560	\$1,520,037	\$1,560,000	\$2,420,620	\$2,420,620	\$0	\$0	\$3,940,657	\$6,073,180
10	Supplemental Transportation Projects	\$0	\$0	\$125,412,999	\$125,412,999	\$22,711,688	\$22,711,688	\$46,579,938	\$46,579,938	\$194,704,625	\$194,704,625
11	District Discretionary	\$0	\$6,997,000	\$7,550,000	\$16,430,000	\$1,250,000	\$19,067,000	\$5,550,000	\$60,378,833	\$14,350,000	\$102,472,833
12	Strategic Priority	\$0	\$0	\$164,349,442	\$175,000,000	\$278,150,558	\$284,209,824	\$0	\$6,118,411	\$442,500,000	\$465,328,235
ARRA	American Recovery and Reinvestment Act	\$0	\$0	\$393,906,889	\$393,906,889	\$0	\$0	\$0	\$0	\$393,906,889	\$393,906,889
	State PE/ROW Funds	\$0	\$0	\$112,740,590	\$112,740,590	\$124,250,342	\$124,250,342	\$11,878,582	\$11,878,582	\$248,869,514	\$248,869,514
LC	Local Contributions	\$0	\$0	\$128,383,508	\$128,383,508	\$1,174,217,633	\$1,174,217,633	\$25,705,630	\$25,705,630	\$1,328,306,771	\$1,328,306,771
	Total	\$0	\$341,633,140	\$1,190,417,586	\$1,298,203,986	\$2,218,686,492	\$2,426,028,031	\$156,952,166	\$256,047,916	\$3,566,056,244	\$4,321,913,073

Funding Participation Source

Source	FY 2008	FY 2009	FY 2010	FY 2011	Total
Federal	\$0	\$351,868,918	\$722,424,282	\$37,276,077	\$1,111,569,277
State	\$0	\$203,670,355	\$274,683,745	\$82,470,490	\$560,824,590
Local Contributions	\$0	\$236,432,164	\$1,174,217,633	\$25,705,630	\$1,436,355,427
ARRA	\$0	\$393,906,889	\$0	\$0	\$393,906,889
Local	\$0	\$4,539,260	\$47,360,832	\$11,499,969	\$63,400,061
Other	\$0	\$0	\$0	\$0	\$0
Total	\$0	\$1,190,417,586	\$2,218,686,492	\$156,952,166	\$3,566,056,244

Dallas District Rural Financial Summary
 FY 2008 - 2011 Transportation Improvement Program
 Highway Financial Summary - Year of Expenditure Construction Costs

Funding by Category		FY 2008		FY 2009		FY 2010		FY 2011		Total FY 2008 - 2011	
		Programmed	Authorized	Programmed	Authorized	Programmed	Authorized	Programmed	Authorized	Programmed	Authorized
1	Preventive Maintenance and Rehabilitation	\$0		\$0		\$0		\$0		\$0	\$0
2	Metropolitan Area (TMA) Corridor Projects	\$0		\$0	\$0	\$0		\$0		\$0	\$0
3	Urban Area (Non- TMA) Corridor Projects	\$0		\$2,610,254	\$2,610,254	\$0		\$0		\$2,610,254	\$2,610,254
4	Statewide Connectivity Corridor Projects	\$0		\$0		\$0		\$0		\$0	\$0
5	CMAQ	\$0		\$0		\$0		\$0		\$0	\$0
6	Structure Replacement and Rehabilitation	\$0		\$0		\$0		\$0		\$0	\$0
7	Metro Mobility and Rehabilitation	\$0		\$0		\$0		\$0		\$0	\$0
8	Safety	\$0		\$0		\$0		\$0		\$0	\$0
9	Transportation Enhancements	\$0		\$2,556,000	\$2,556,000	\$0		\$0		\$2,556,000	\$2,556,000
10	Supplemental Transportation Projects	\$0		\$12,945,392	\$12,945,392	\$7,900,000	\$7,900,000	\$0		\$20,845,392	\$20,845,392
11	District Discretionary	\$0		\$0		\$2,700,000	\$2,700,000	\$0		\$2,700,000	\$2,700,000
12	Strategic Priority	\$0		\$0		\$0		\$0		\$0	\$0
ARRA	American Recovery and Reinvestment Act	\$0		\$0		\$0		\$0		\$0	\$0
LC	Local Contributions	\$0		\$0		\$0		\$0		\$0	\$0
	Total	\$0	\$0	\$18,111,646	\$18,111,646	\$10,600,000	\$10,600,000	\$0	\$0	\$28,711,646	\$28,711,646

Funding Participation Source

Source	FY 2008	FY 2009	FY 2010	FY 2011	Total
Federal	\$0	\$2,044,800	\$2,160,000	\$0	\$4,204,800
State	\$0	\$3,121,454	\$540,000	\$0	\$3,661,454
Local Contributions	\$0	\$0	\$7,900,000	\$0	\$7,900,000
ARRA	\$0	\$12,945,392	\$0	\$0	\$12,945,392
Other	\$0	\$0	\$0	\$0	\$0
Other	\$0	\$0	\$0	\$0	\$0
Total	\$0	\$18,111,646	\$10,600,000	\$0	\$28,711,646