

SECTION 8

2012 EDITION - REVISION 4

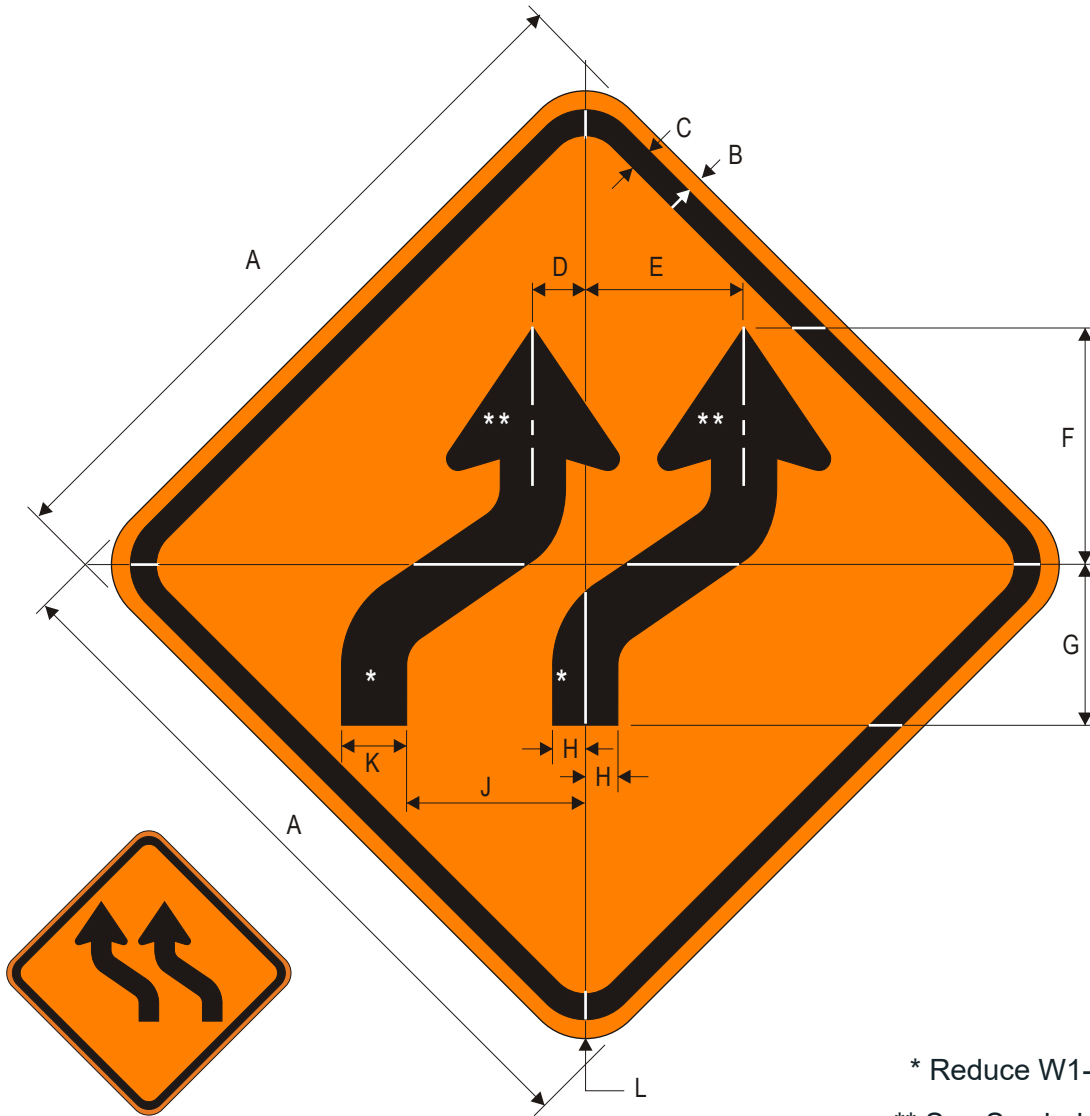
Standard Highway Sign Designs for Texas



**Drawings may not be drawn to scale.
Do not photocopy for manufacturing.**

May 2021

(This page left intentionally blank)



CW1-4bL

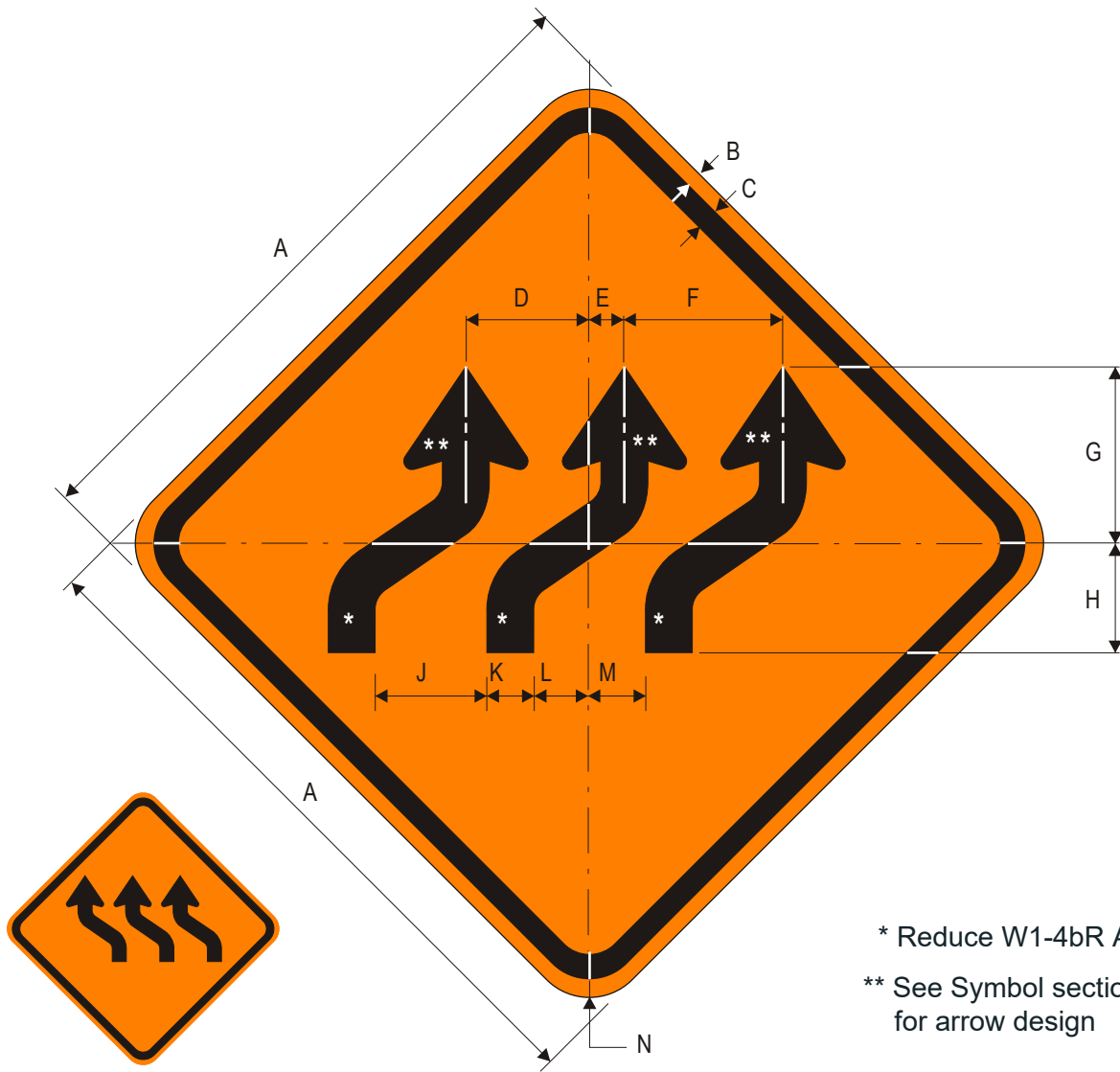
CW1-4bR
2 Lane Reverse Curve (Symbol)

* Reduce W1-4 Arrow 30%.

** See Symbol section for arrow design

A	B	C	D	E	F	G	H	J	K	L
30	.5	.75	2.241	6.805	10.247	6.805	1.401	7.645	2.802	1.875
36	.625	.875	3.042	8.526	12.889	8.446	1.741	9.847	3.482	2.25
48	.75	1.25	4.242	10.246	15.37	10.246	2.08	12.328	4.16	3

COLORS: LEGEND - BLACK
BACKGROUND - ORANGE



CW1-4cL

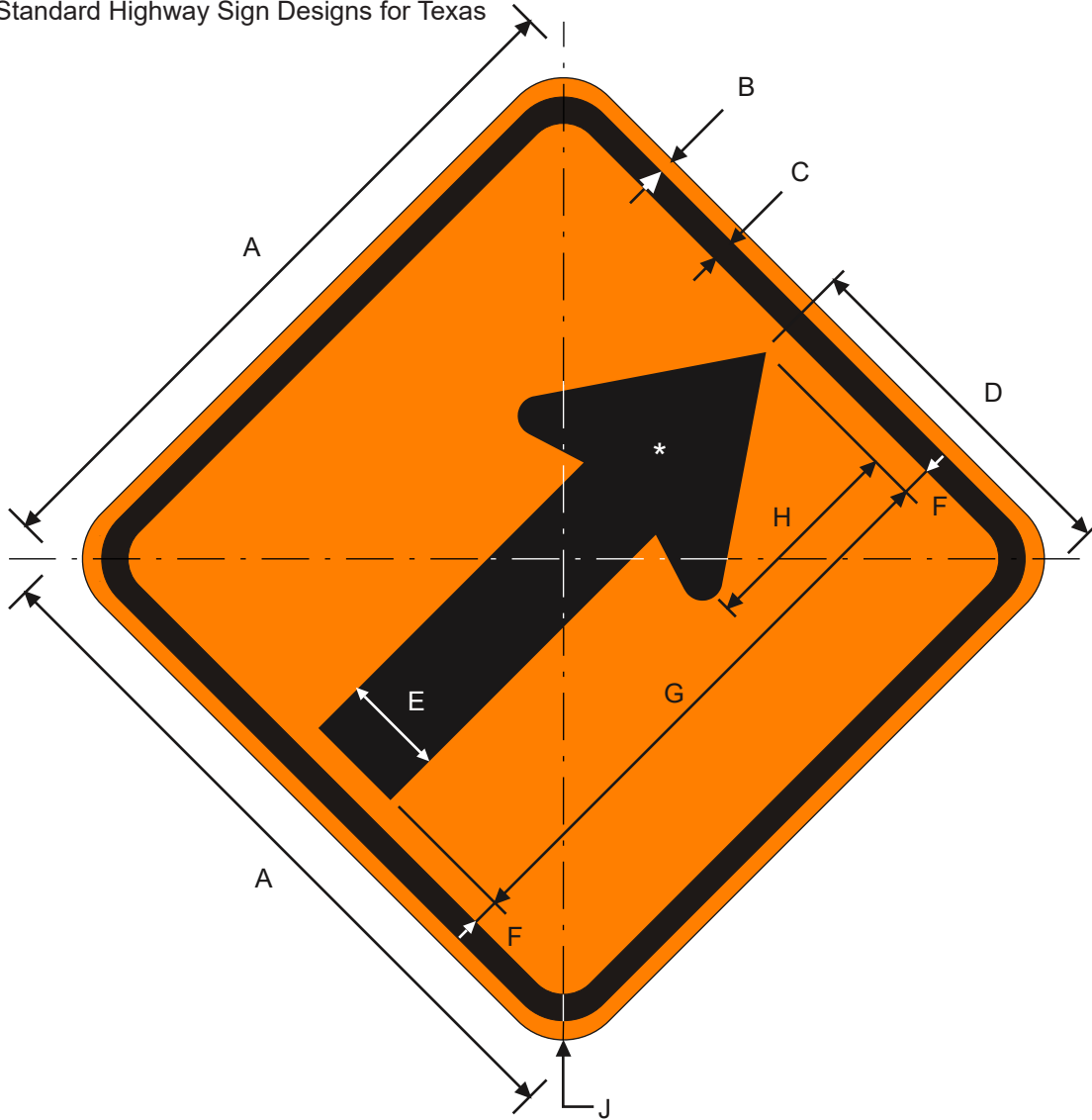
CW1-4cR
3 Lane Reverse Curve (Symbol)

* Reduce W1-4bR Arrow 20%.

** See Symbol section for arrow design

A	B	C	D	E	F	G	H	J	K	L	M	N
30	.5	.75	5.404	1.481	7.245	8.566	5.123	5	2.241	2.862	2.141	1.875
36	.625	.875	7.125	1.641	9.287	10.768	6.284	6.484	2.802	3.762	2.722	2.25
48	.75	1.25	8.886	2.48	11.368	12.808	7.684	8	3.362	4	4	3

COLORS: LEGEND - BLACK
BACKGROUND - ORANGE



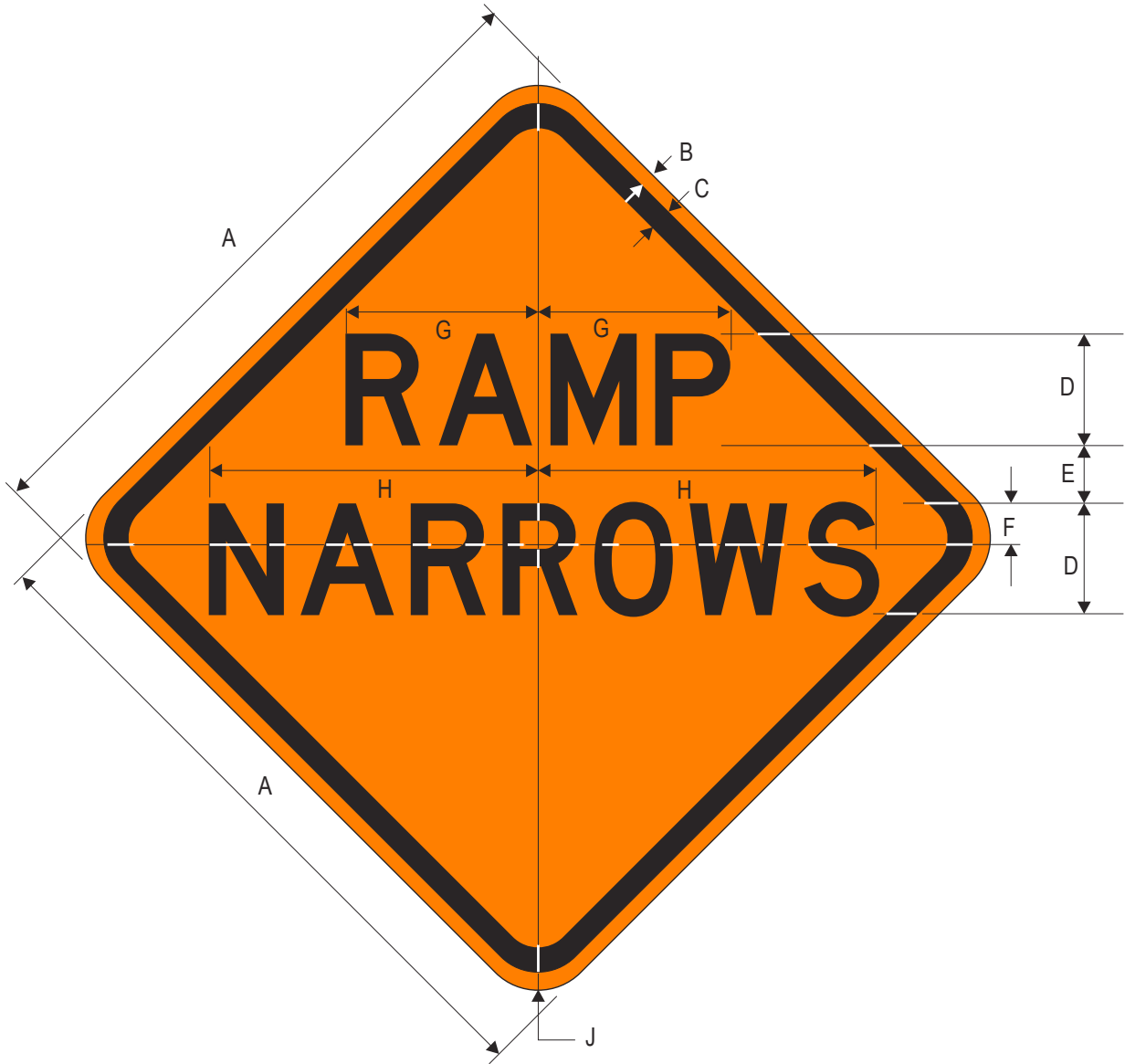
CW1-6aT
Upward Sloping (Arrow)

* See Symbol section
for arrow design

A	B	C	D	E	F	G	H	J
30	.5	.75	15	4.375	2	23.5	8.875	1.875
36	.625	.875	18	5.25	3	27	10.625	2.25
48	.75	1.25	24	7	4	36	14.188	3
60	.75	1.25	30	8.75	5	45	17.75	3

COLORS: LEGEND - BLACK
BACKGROUND - ORANGE

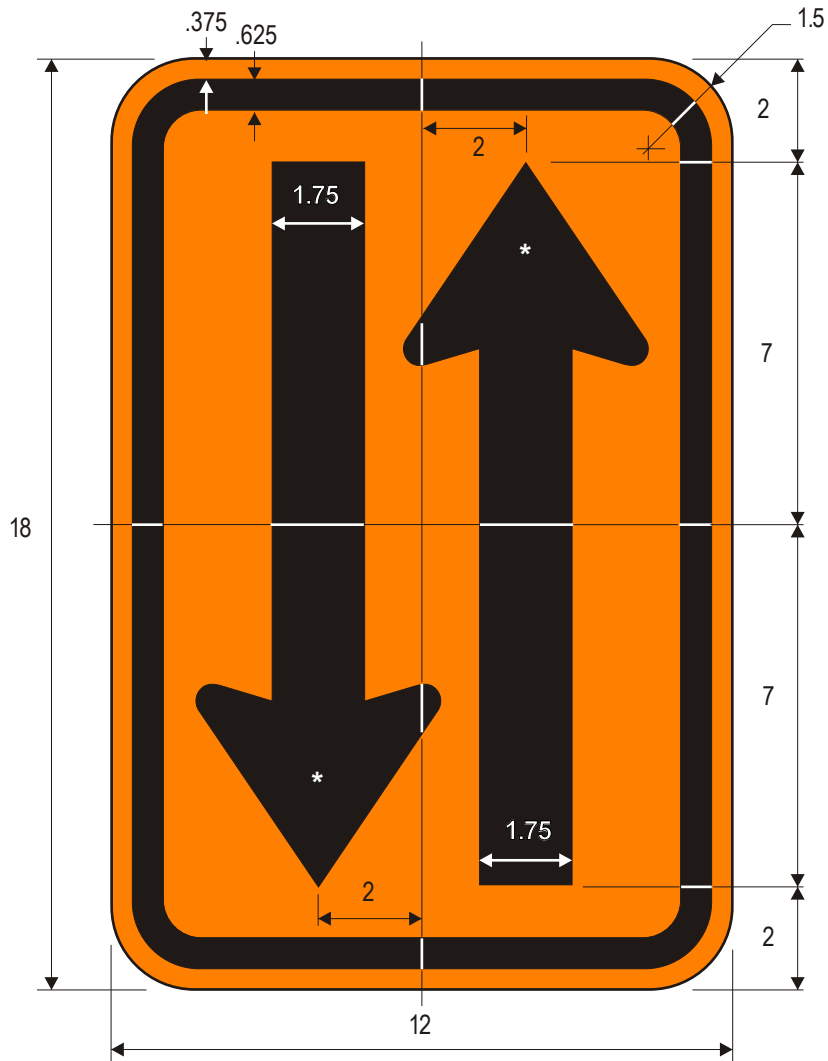
TEXAS



CW5-4
RAMP NARROWS

A	B	C	D	E	F	G	H	J
30	.5	.75	5 D	2.722	1.080	8.626	14.951	1.875
36	.625	.875	6 D	3.122	1.280	10.367	17.933	2.25
48	.7	1.25	8 D	5.884	1.681	13.890	24.058	3

COLORS: LEGEND - BLACK
BACKGROUND - ORANGE



CW6-4
2 Way-Traffic

* See Symbol section
for arrow design

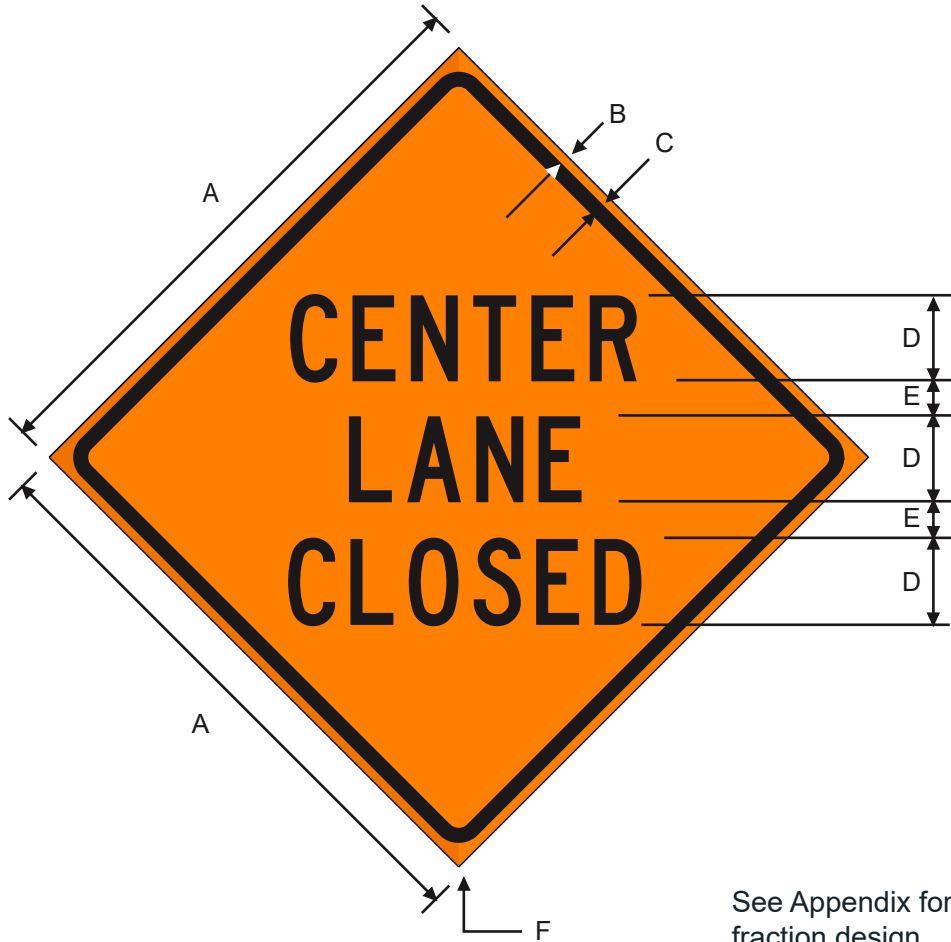
COLORS: LEGEND - BLACK
BACKGROUND - ORANGE



CW8-24
STEEL PLATE AHEAD

A	B	C	D	E	F	G	H	J	K	L	M	N
30	0.5	0.75	4 D	3	2.5	7.214	7.713	7.374	7.874	8.356	8.855	1.875
36	0.625	0.875	5 D	3.5	3.5	9	9.659	9.28	9.78	10.5	11.014	2.25
48	0.75	1.25	7 D	4.5	4.75	12.561	13.561	12.842	13.842	14.560	15.559	3

COLORS: LEGEND - BLACK
BACKGROUND - ORANGE



See Appendix for fraction design

CW9-3T
CENTER LANE CLOSED

A	B	C	D	E	F
30	0.5	0.75	4.5C	2	1.875
36	0.625	0.875	5.5C	2.36	2.25
48	0.75	1.25	7C	3	3



CW16-2aP

OR



CW16-3aP

500 FT
1000 FT
1500 FT

1 MILE

COLORS: LEGEND - BLACK
BACKGROUND - ORANGE

TEXAS



See Appendix for fraction design

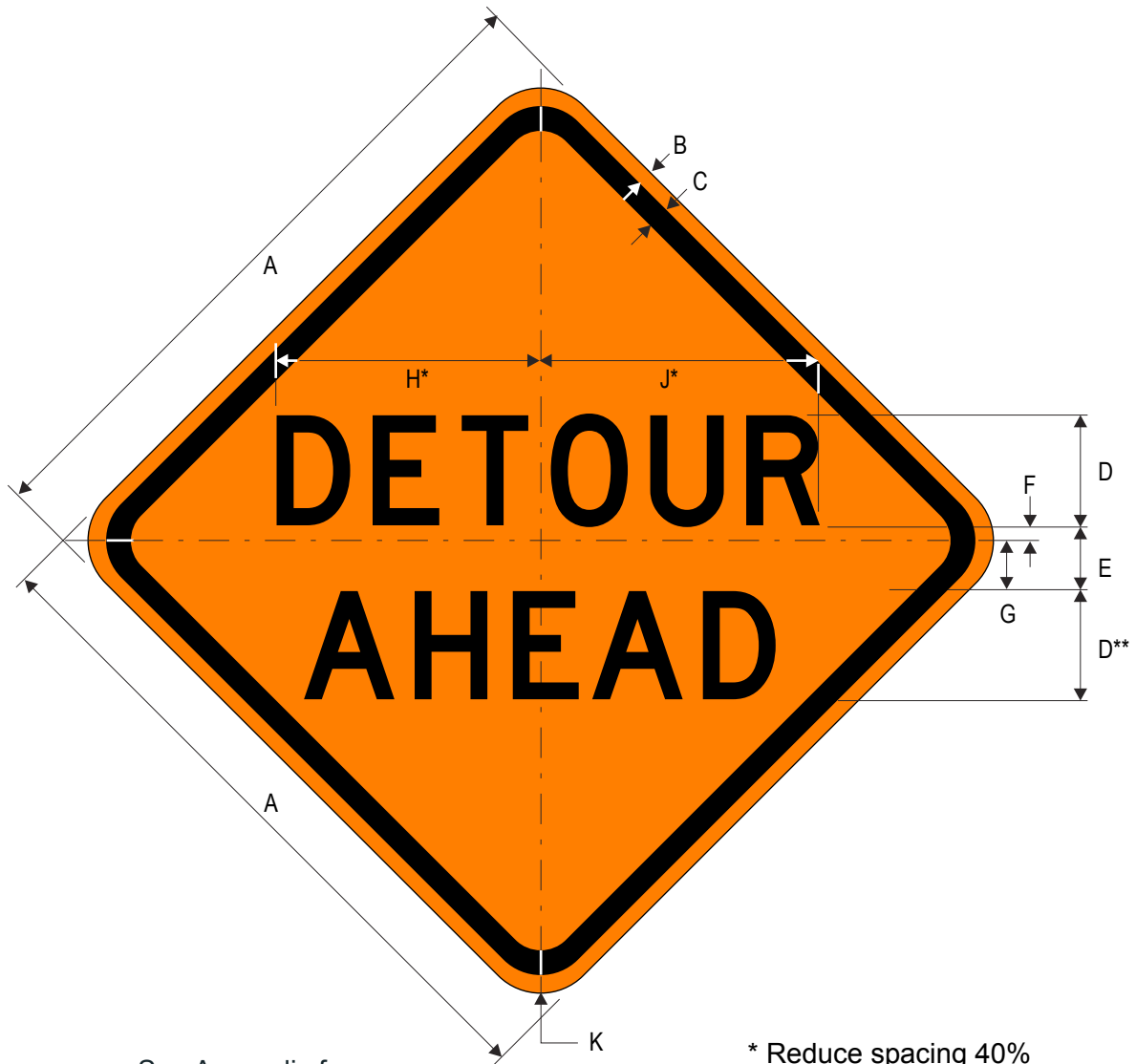
CW20-1D

A	B	C	D	E	F	G
30	0.5	0.75	4.5D	2.625	1.628	1.875
36	0.625	0.875	5D	3.5	1.5	2.25
48	0.75	1.25	7D	4	2	3
60	1	1.5	9D	4	3	3.75

- | | |
|---|---|
| <p>* SIGN CW20SN-1
D Series</p> <p>SIGNAL CW20SG-1, C Series
reduce height 1"</p> <p>BRIDGE CW20BR-1, C Series
reduce height 1"</p> <p>STREET CW20ST-1, C Series
reduce height 1" & spacing 30%</p> <p>RAMP CW20RP-1
D Series</p> | <p>** 500 FT CW20-1C
D Series</p> <p>1000 FT CW20-1B
C Series</p> <p>1500 FT CW20-1A
C Series</p> <p>1/2 MILE CW20-1E
C Series</p> <p>1 MILE CW20-1F
D Series</p> |
|---|---|

COLORS: LEGEND - BLACK
BACKGROUND - ORANGE

TEXAS



See Appendix for fraction design

CW20-2D

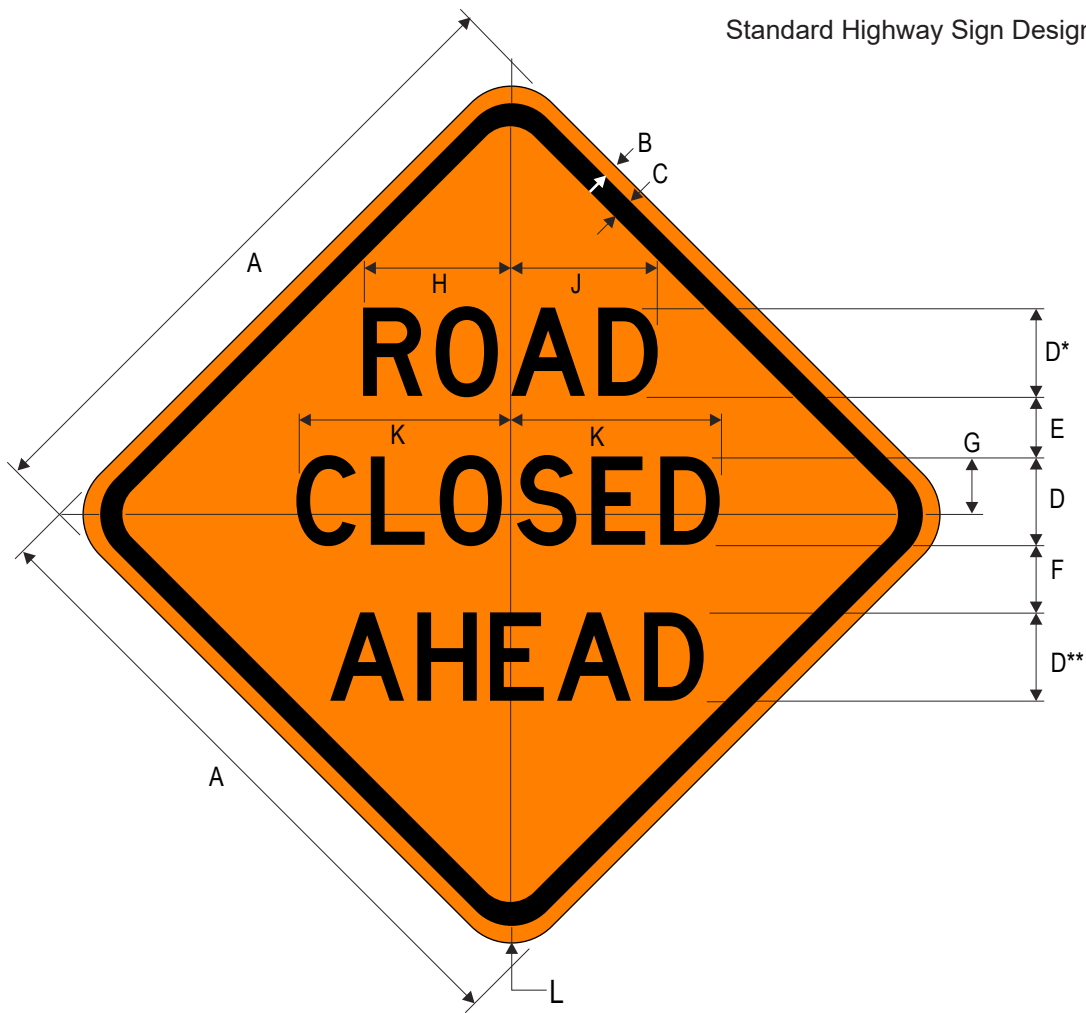
* Reduce spacing 40%

A	B	C	D	E	F	G	H	J	K
30	0.5	0.75	5D	3	2.25	0.75	11.25	11.386	1.875
36	0.625	0.875	6D	3.5	0.875	2.625	13.5	13.75	2.25
48	0.75	1.25	8D	4.75	1.25	3.5	18	18.438	3

**	500 FT	CW20-2C D Series	AHEAD	CW20-2D D Series
	1000 FT	CW20-2B C Series	1/2 MILE	CW20-2E C Series
	1500 FT	CW20-2A C Series	1 MILE	CW20-2F D Series

COLORS: LEGEND - BLACK
BACKGROUND - ORANGE

TEXAS



CW20-3D
ROAD CLOSED AHEAD

A	B	C	D	E	F	G	H	J	K	L
30	0.5	0.75	4D	3	3	2.75	6.979	7.396	10.261	1.875
36	0.625	0.875	5D	3.5	3.75	3.25	8.375	8.875	12.313	2.25
48	0.75	1.25	7D	4.75	5.25	4.5	11.688	12.438	17.25	3

* **FRWY** CW20**FY**-3
D Series

STREET CW20**ST**-3, C Series
reduce spacing 30%

RAMP CW20**RP**-3
D Series

See Appendix for
fraction design

** **500 FT** CW20-3**C**
D Series

1000 FT CW20-3**B**
C Series

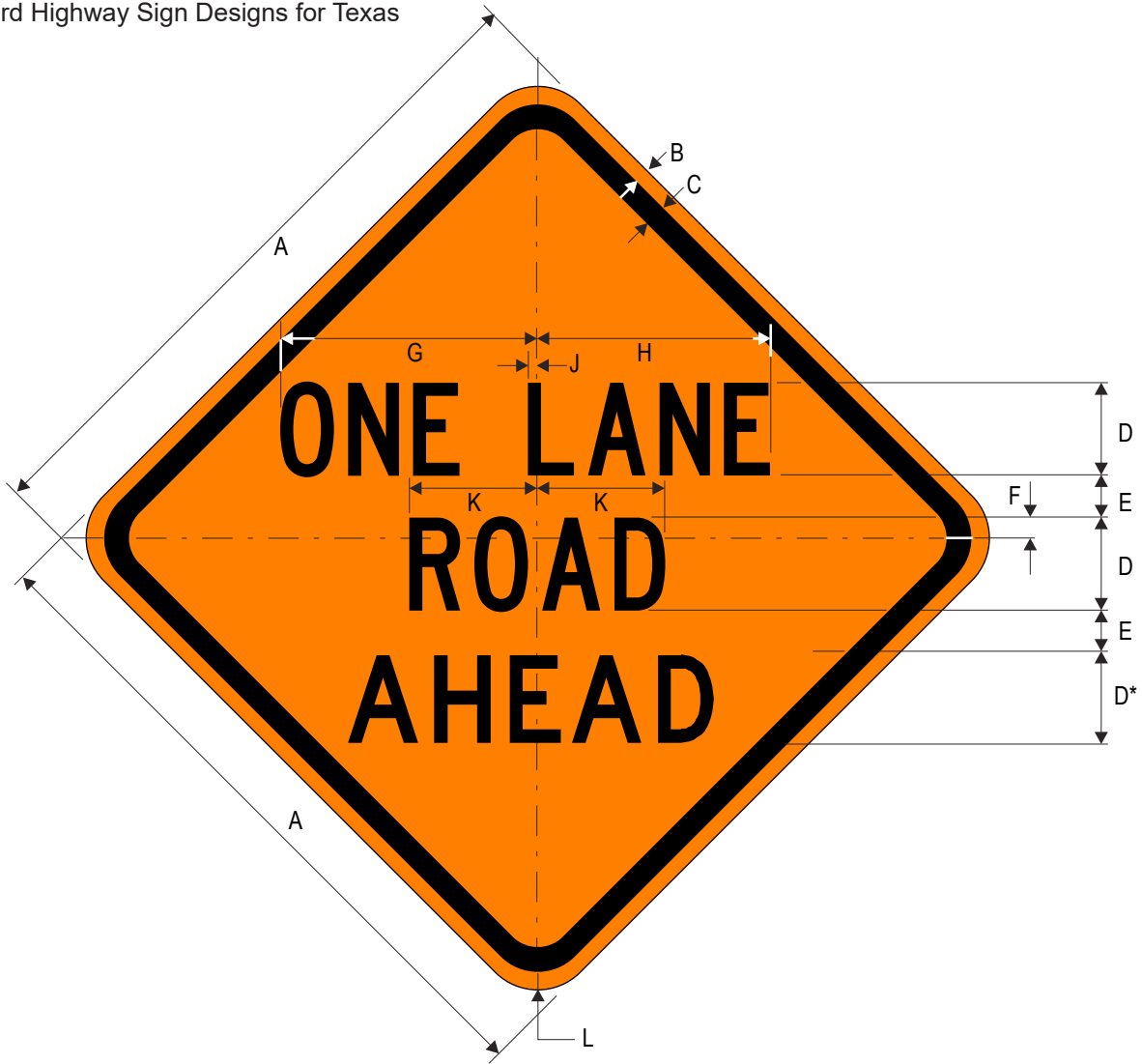
1500 FT CW20-3**A**
C Series

1/2 MILE CW20-3**E**
C Series

1 MILE CW20-3**F**
D Series

COLORS: LEGEND - BLACK
BACKGROUND - ORANGE

TEXAS



CW20-4D
ONE LANE ROAD AHEAD

A	B	C	D	E	F	G	H	J	K	L
30	0.5	0.75	4C	1.875	1	10.104	10.521	0.313	5.833	1.875
36	0.625	0.875	5C	2.25	1.25	12.125	12.625	0.375	7	2.25
48	0.75	1.25	7C	3.125	1.75	18.5	17.75	0.5	9.688	3

* **500 FT**
1000 FT
1500 FT

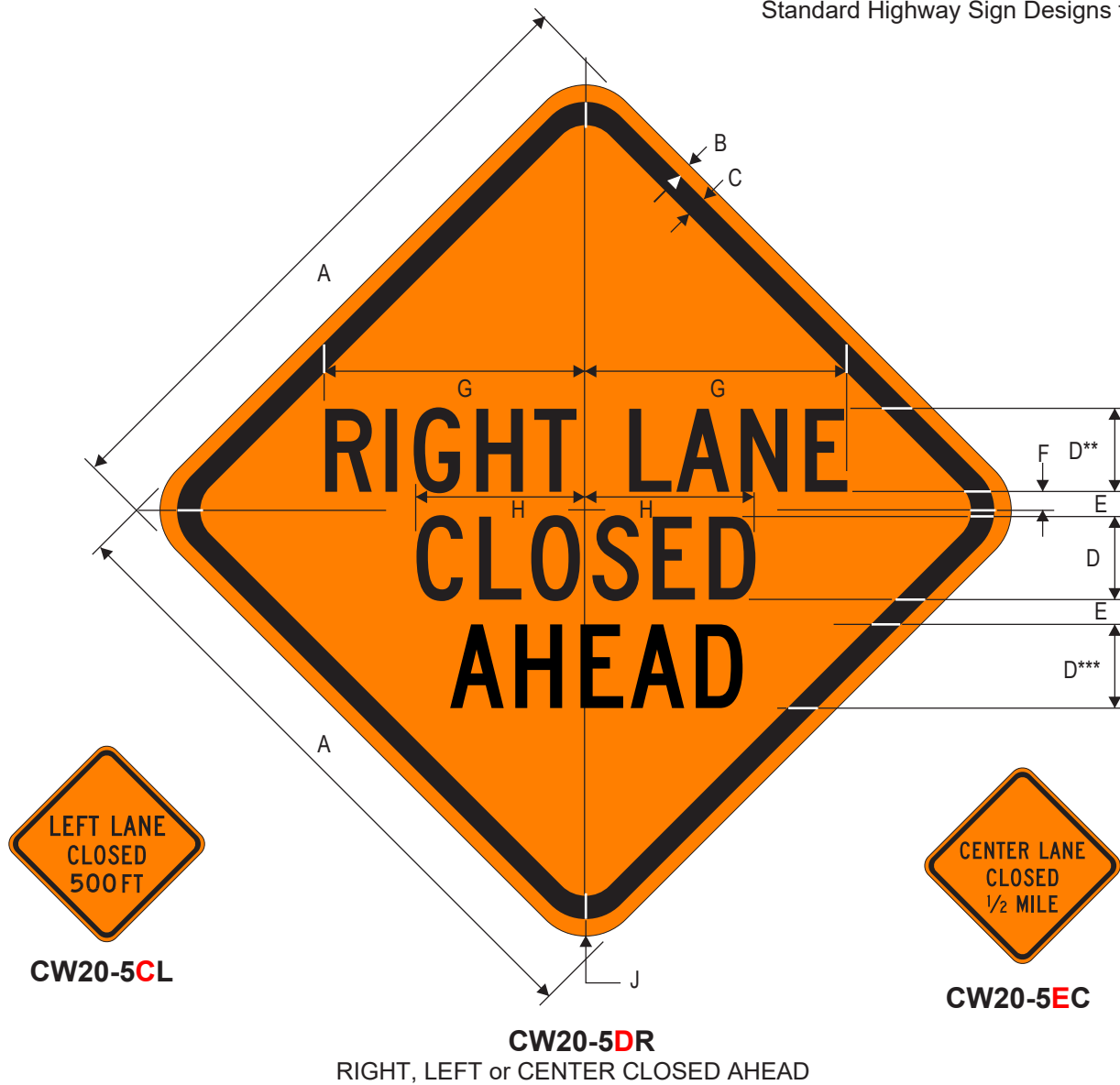
CW20-4**C**
C Series
CW20-4**B**, C Series
reduce spacing 40%
CW20-4**A**, C Series
reduce spacing 40%

AHEAD
1/2 MILE
1 MILE

CW20-4**D**
C Series
CW20-4**E**
C Series
CW20-4**F**
D Series

COLORS: LEGEND - BLACK
BACKGROUND - ORANGE

TEXAS



**Alternate Line: LEFT LANE or CENTER LANE

*Reduce spacing 50%.

LEFT LANE CENTER LANE

*** 500 FT CW20-5C
D Series

1500 FT CW20-5A
C Series
reduce spacing 40%

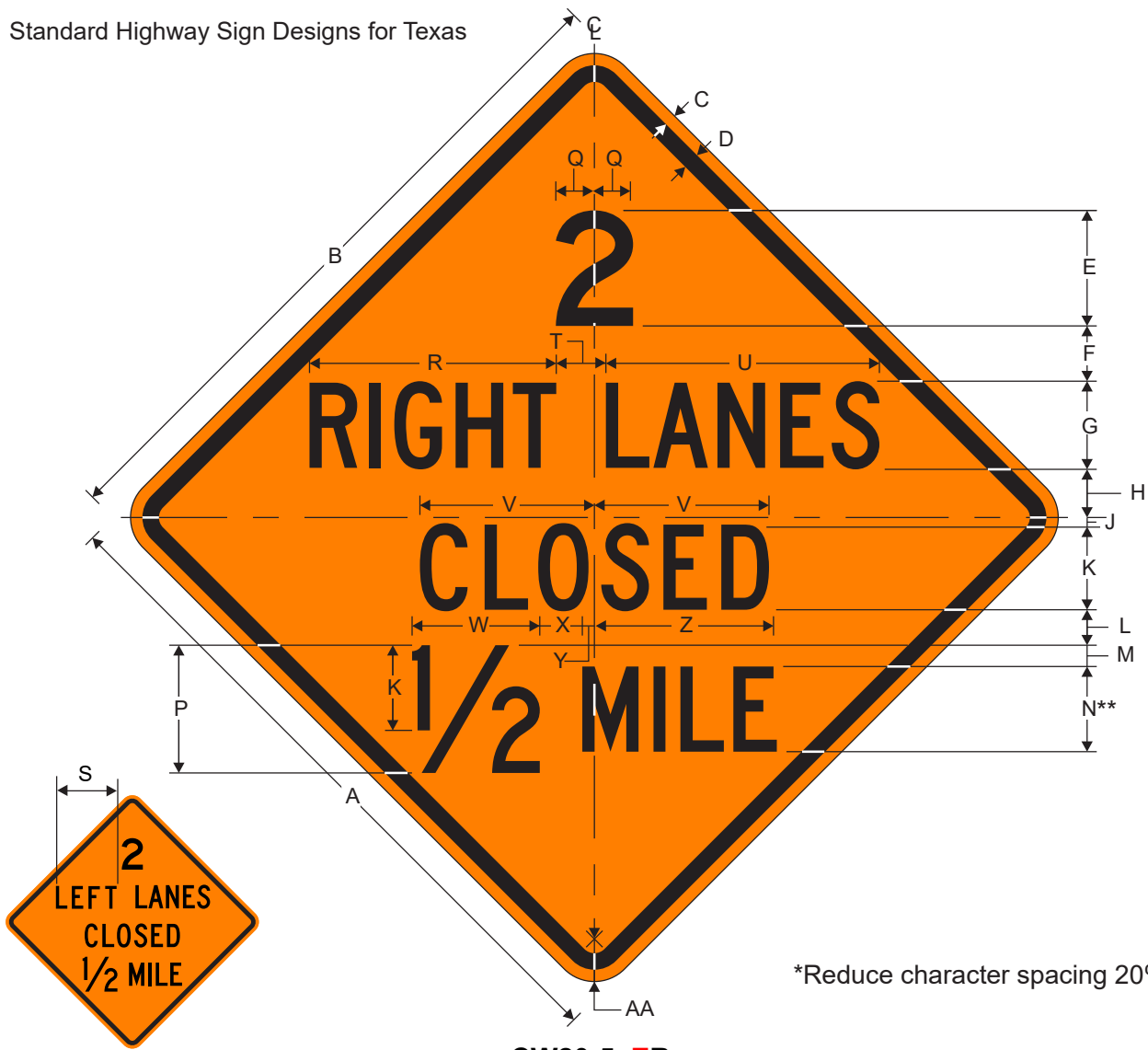
1000 FT CW20-5B
C Series
reduce spacing 40%

1/2 MILE CW20-5E
C Series

A	B	C	D	E	F	G	H	J	K	L	M
30	.5	.75	4 C	1.625	2	12.614	8.203	1.875	11.604	13.420	13.280
36	.625	.875	5 C*	2.75	.375	15.75	10.25	2.25	14.5	16.25	15.75
48	.75	1.25	6 C*	3.375	.5	19	12.313	3	17.438	20.375	19.375

COLORS: LEGEND, BORDER - BLACK
BACKGROUND - ORANGE

TEXAS



*Reduce character spacing 20%.

CW20-5aEL

CW20-5aER
RIGHT/LEFT LANES CLOSE X MILE

**** 500 FT** CW20-5aC
D Series

1500 FT CW20-5aA
C Series
reduce spacing 40%

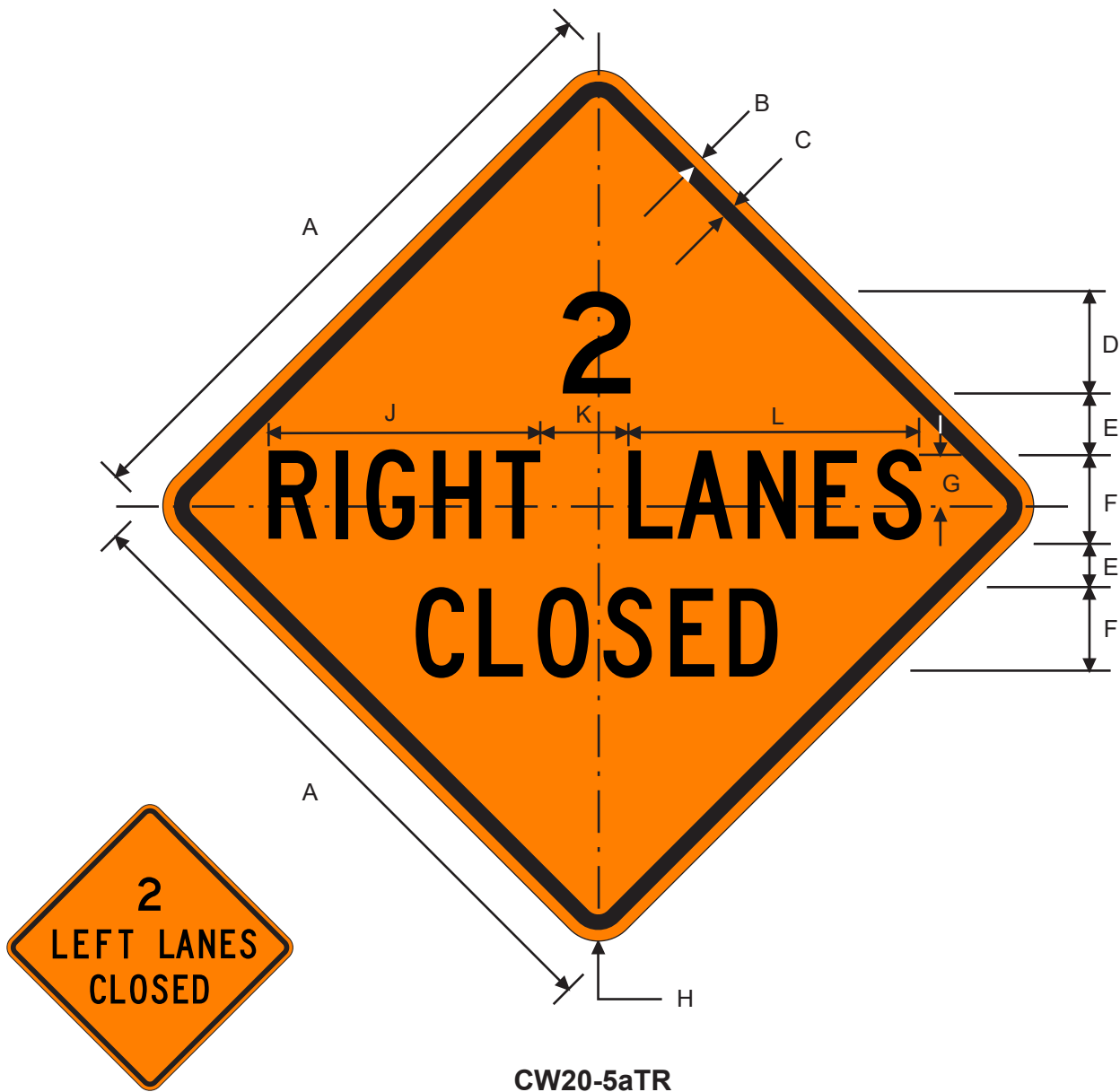
1000 FT CW20-5aB
C Series
reduce spacing 40%

AHEAD CW20-5aD
C Series

A	B	C	D	E	F	G	H	J	K	L	M	N
30	30	0.5	0.75	5 D	2.5	3.75 C*	2.375	0.125	3.75 C	1.563	0.937	3.75 C*
36	36	0.625	0.875	6 D	3	4.5 C*	2.625	0.375	4.5 C	1.875	0.642	4.5 C*
48	48	0.75	1.25	8 C	4	6 C*	3.5	0.5	6 C	2.5	0.855	6 C*
P	Q	R	S	T	U	V	W	X	Y	Z	AA	
5.625	VAR	10.871	9.01	2.188	12.050	15.381	5.625	1.875	0.535	8.034	1.875	
6.75	VAR	13.046	10.82	2.625	14.460	18.457	6.75	2.25	0.642	9.641	2.25	
9	VAR	17.394	14.42	3.5	19.280	24.609	9	3	0.855	12.855	3	

COLORS: LEGEND, BORDER - BLACK
BACKGROUND - ORANGE

TEXAS



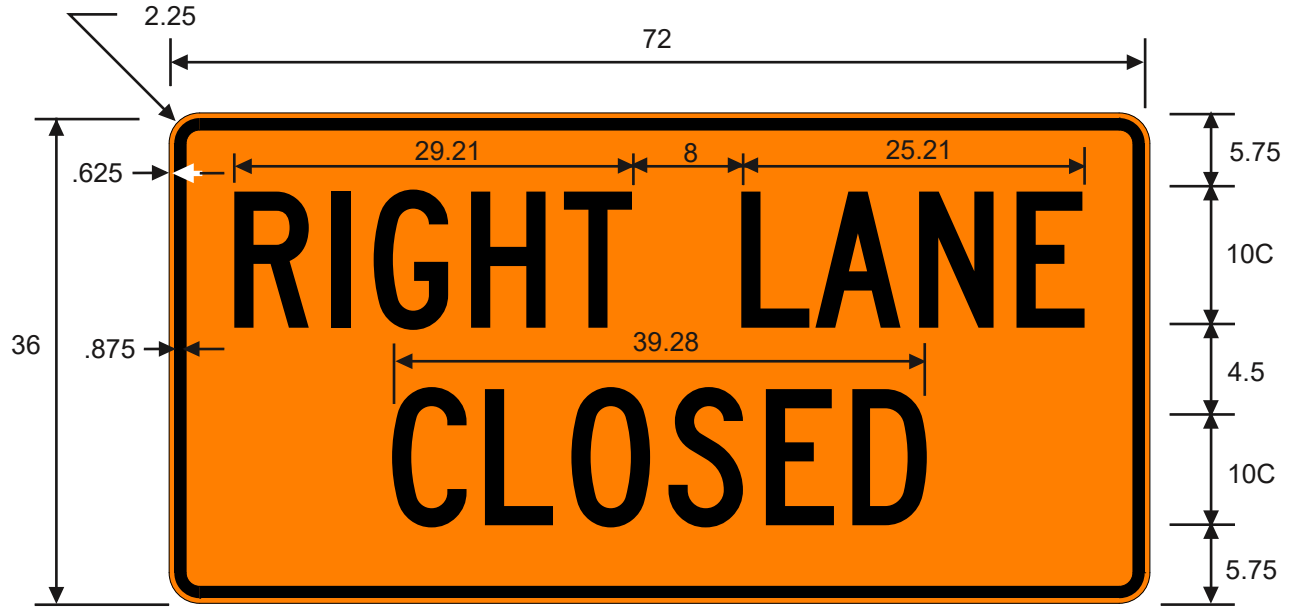
CW20-5aTL

CW20-5aTR
2 LEFT/RIGHT LANES CLOSED

A	B	C	D	E	F	G	H	J	K	L
30	0.5	0.75	5D	3	4.25C	2.81	1.875	12.417	4.25	13.61
36	0.625	0.875	6D	4	5.25C	2.4	2.25	15.339	5.25	16.82
48	0.75	1.25	8D	5	7C	4.37	3	20.452	7	22.42

COLORS: LEGEND - BLACK
BACKGROUND - ORANGE

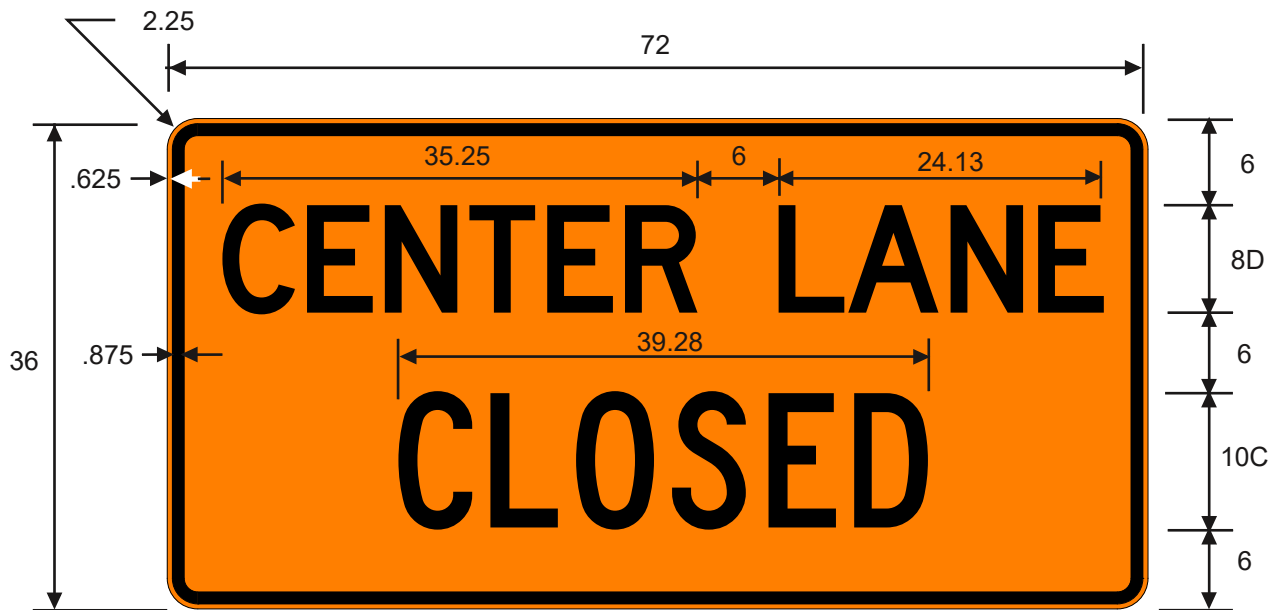
TEXAS



CW20-5bTR
RIGHT/LEFT LANE CLOSED



CW20-5bTL



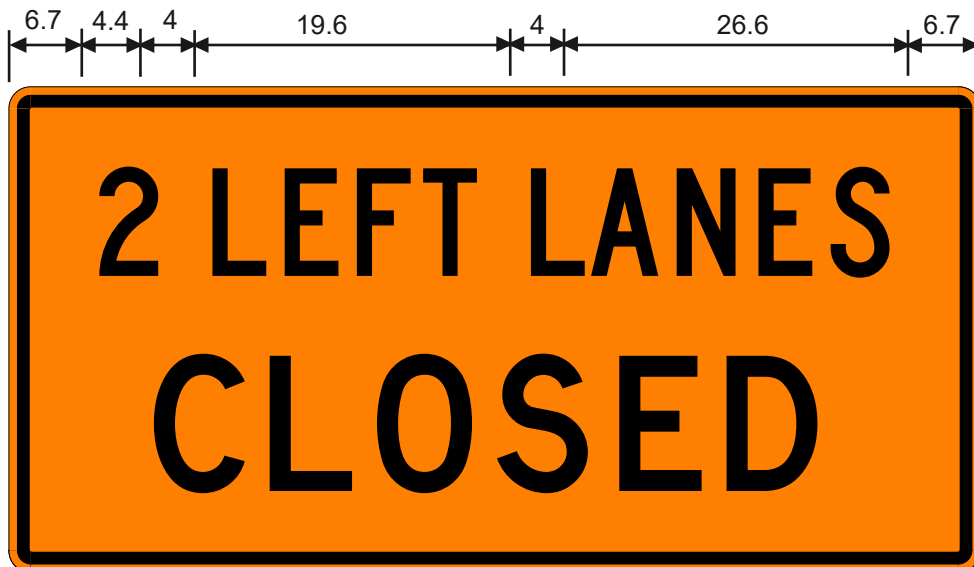
CW20-5dT
CENTER LANE CLOSED

COLORS: LEGEND - BLACK
BACKGROUND - ORANGE

TEXAS



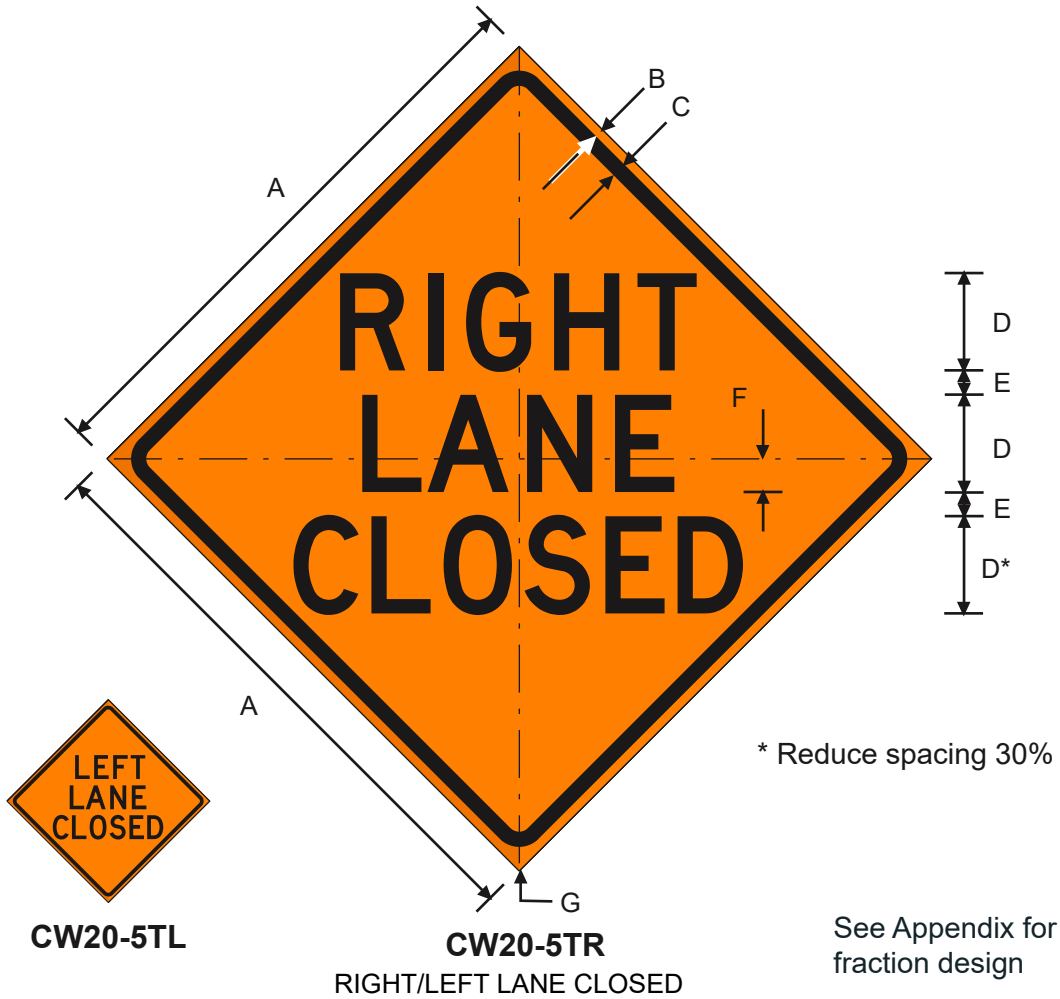
CW20-5eTR
2 RIGHT LANES CLOSED



CW20-5eTL
2 LEFT LANES CLOSED

COLORS: LEGEND - BLACK
BACKGROUND - ORANGE

TEXAS



A	B	C	D	E	F	G
30	0.5	0.75	5C	1.25	0.9	1.875
36	0.625	0.875	6D	1.5	2	2.25
48	0.75	1.25	8D	3	2.5	3



CW16-2aP

OR



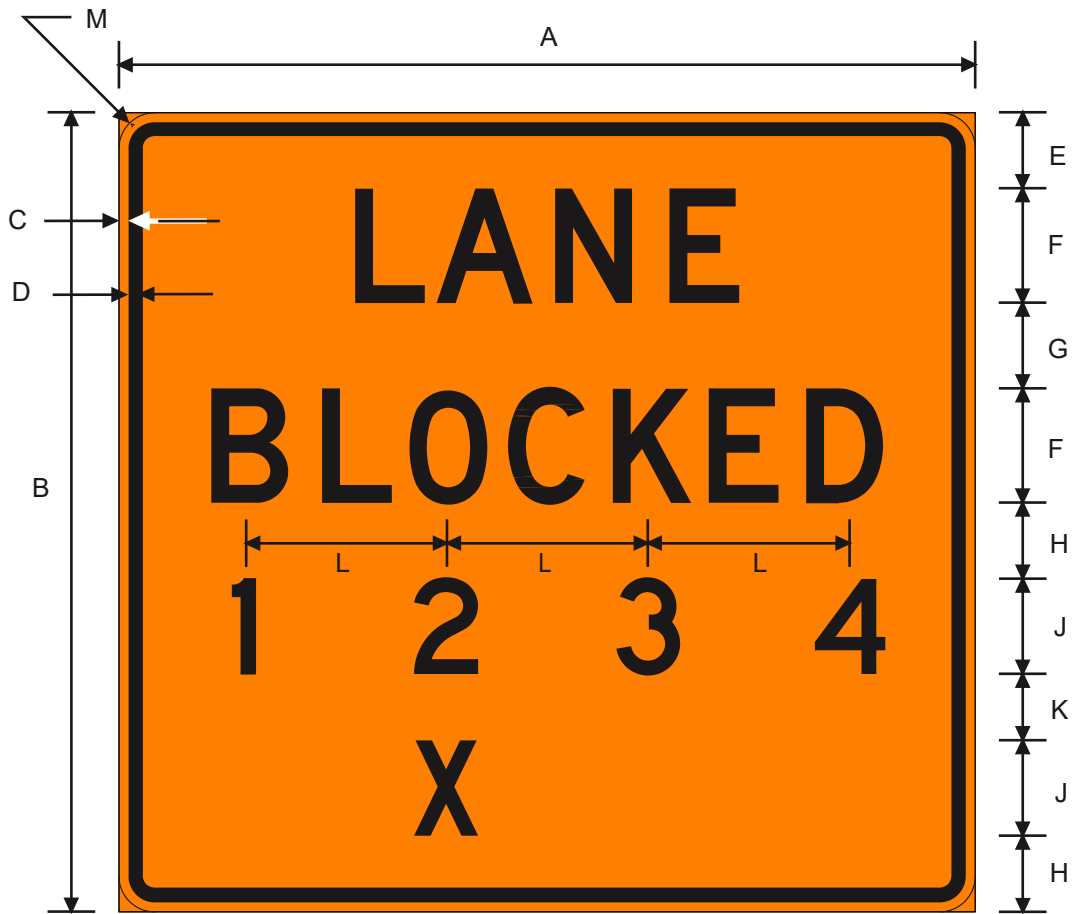
CW16-3aP

500 FT
1000 FT
1500 FT

1 MILE

COLORS: LEGEND - BLACK
BACKGROUND - ORANGE

TEXAS

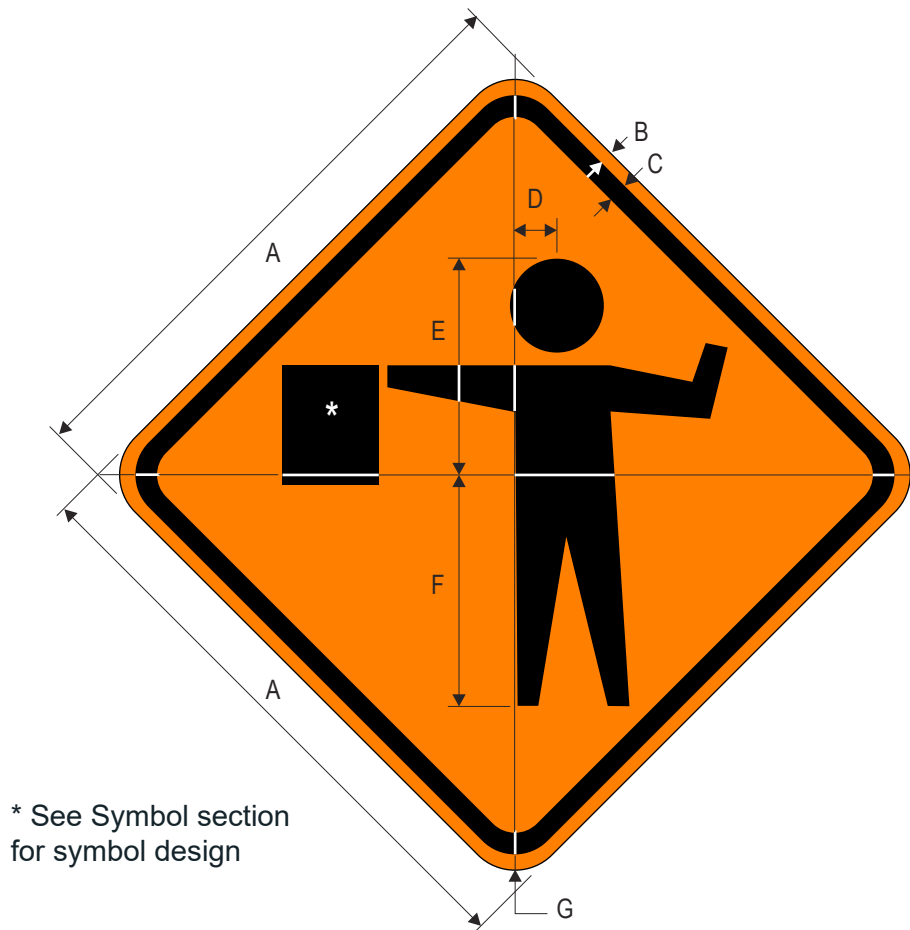


CW20-6T
CW20-6T LANE BLOCKED 1 2 3 4 X

A	B	C	D	E	F	G	H	J	K	L	M
54	48	.75	1.25	5	7D	5	4	6D	4	12.5	3
90	84	1	1.5	8	12D	9	8	10D	7	21.25	3.25

COLORS: LEGEND - BLACK
BACKGROUND - ORANGE

TEXAS



* See Symbol section for symbol design

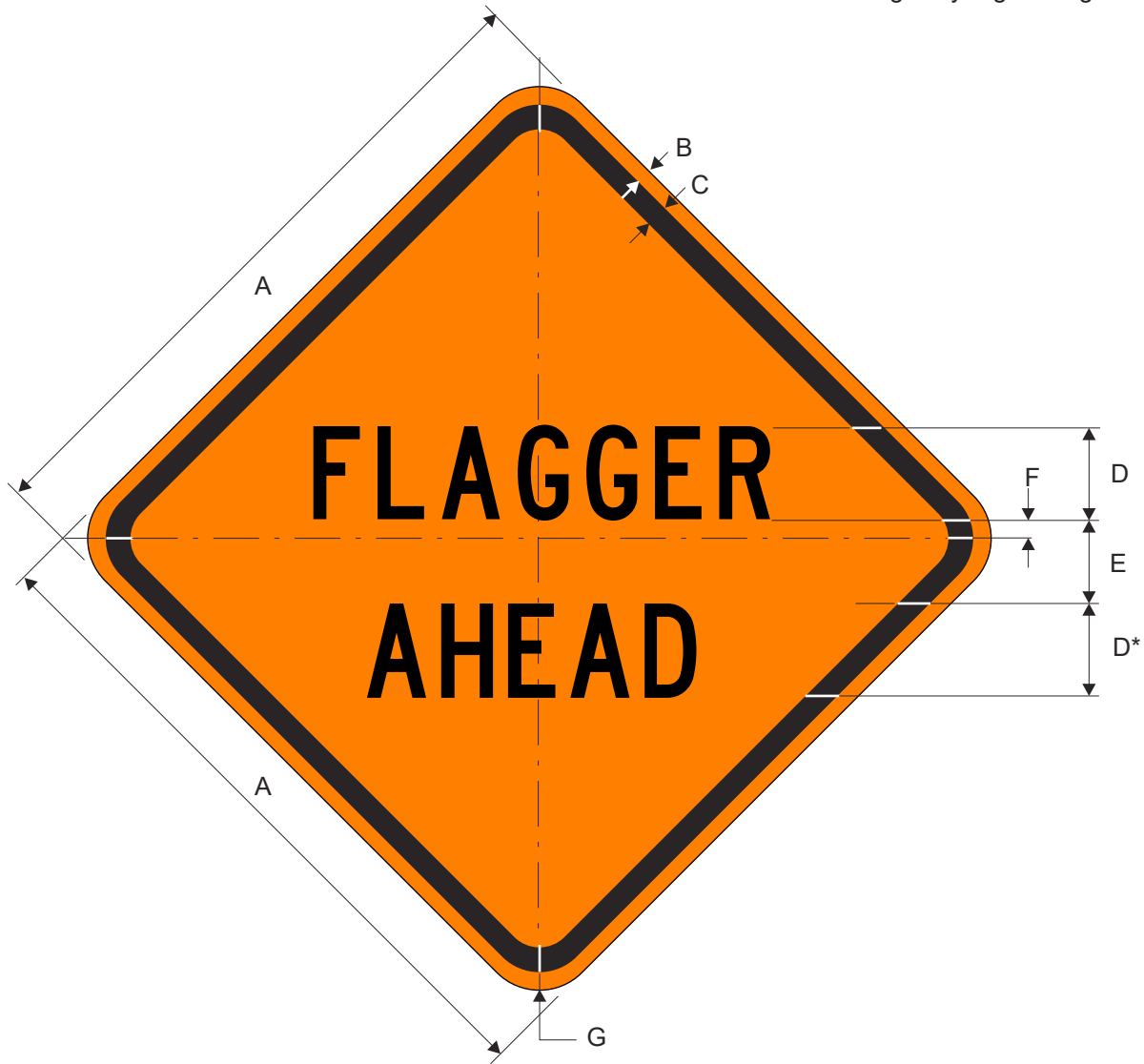
CW20-7
Flagger (Symbol)



CW16-2P

A	B	C	D	E	F	G
30	.5	.75	2.25	11.25	12.125	1.875
36	.625	.875	2.75	13.5	14.625	2.25
48	.75	1.25	3.75	18	19.5	3

COLORS: LEGEND - BLACK
BACKGROUND - ORANGE



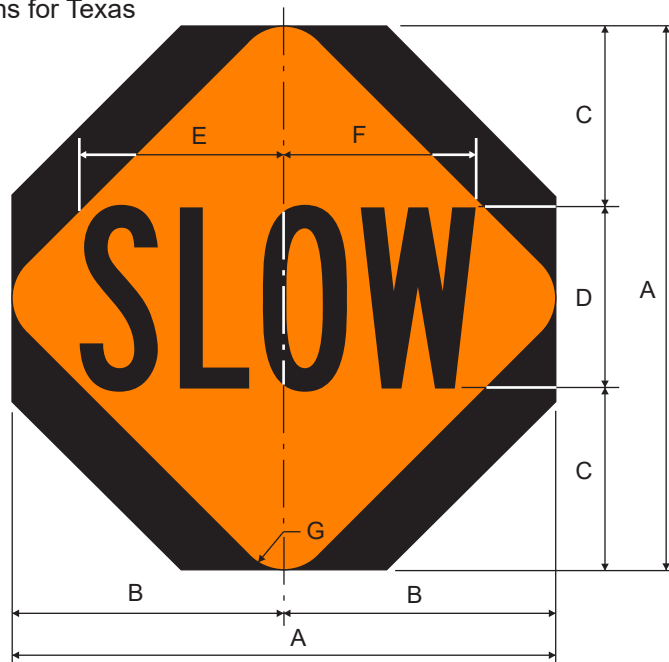
CW20-7aD
FLAGGER AHEAD

A	B	C	D	E	F	G
30	0.5	0.75	4.5C	4	0.75	1.875
36	0.625	0.875	5C	4.5	1	2.25
48	0.75	1.25	7C	6.25	1.5	3

- * **500 FT** CW22-7aC
C Series
- 1000 FT** CW22-7aB, C Series
reduce spacing 40%
- 1500 FT** CW22-7aA, C Series
reduce spacing 40%

COLORS: LEGEND - BLACK
BACKGROUND - ORANGE

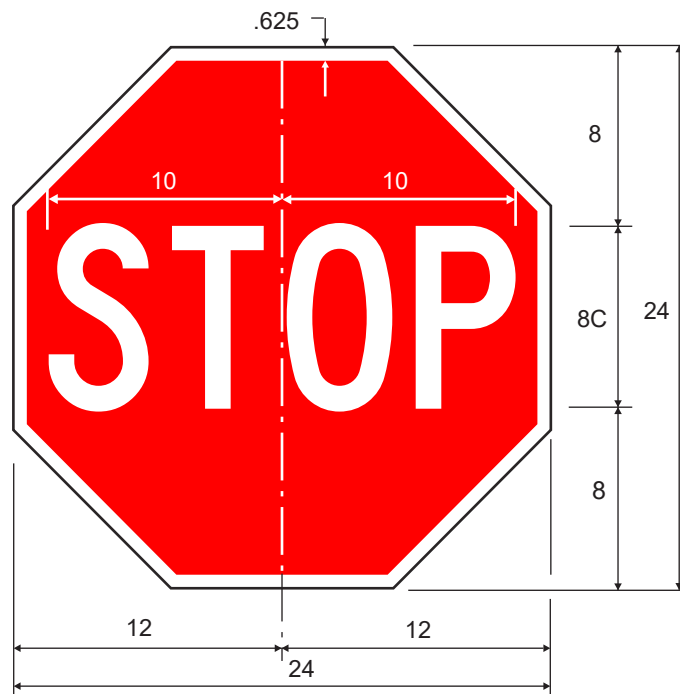
TEXAS



**CW20-8
SLOW PADDLE**

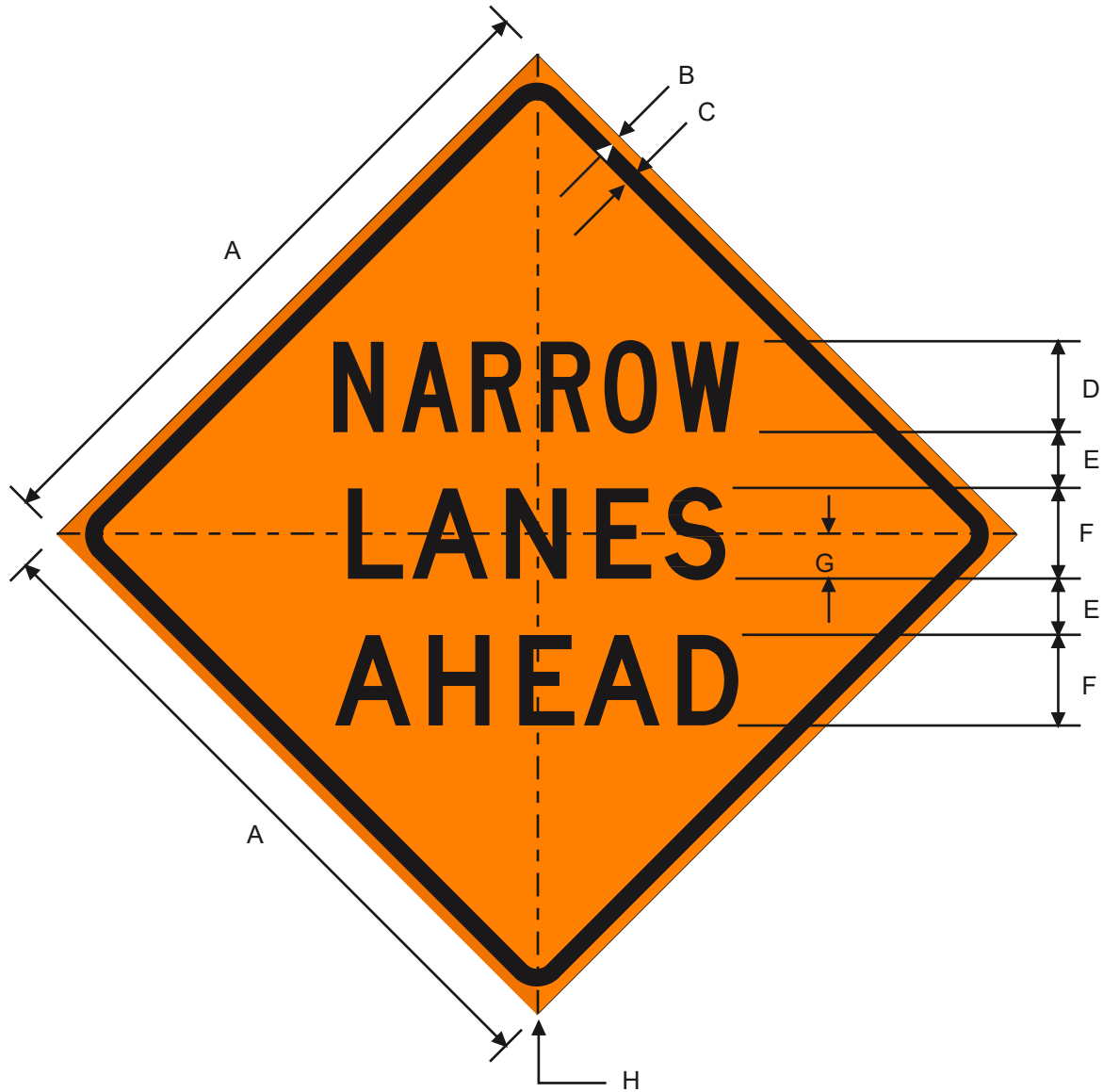
A	B	C	D	E	F	G
18	9	6	6B	6.75	6.25	1.5
24	12	8	8B	9	8.3125	2

COLORS: LEGEND — BLACK
 BACKGROUND — ORANGE
 AREA OUTSIDE DIAMOND — BLACK



**CW20-8aT
STOP PADDLE**

COLORS: LEGEND - WHITE
 BACKGROUND - RED



CW20-8T
NARROW LANES AHEAD

A	B	C	D	E	F	G	H
36	.625	.875	5C	3	5D	2.5	2.25
48	.75	1.25	6C	4.5	6D	2.75	3
60	.75	1.25	8C	5	8D	4	3

COLORS: LEGEND - BLACK
BACKGROUND - ORANGE

TEXAS



* See Symbol section for symbol design

CW21-1aT
Worker Ahead (Symbol)

A	B	C	D	E	F	G
24	.375	.625	1.6	11.2	8	1.5
30	.5	.75	2	14	10	1.875
36	.625	.875	2.4	16.8	12	2.25
48	.75	1.25	3.2	22.4	16	3

COLORS: LEGEND - BLACK
BACKGROUND - ORANGE

TEXAS



CW21-1bT
WORKERS AHEAD

A	B	C	D	E	F	G
30	0.5	0.75	5C	3	0.625	1.875
36	0.625	0.875	6C	3.5	0.75	2.25
48	0.75	1.25	8C	4	1	3

COLORS: LEGEND - BLACK
BACKGROUND - ORANGE

TEXAS



* See Symbol section for symbol design

CW21-1T
GIVE US A BRAKE (with Symbol)

COLORS: LEGEND - BLACK
BACKGROUND - ORANGE

TEXAS



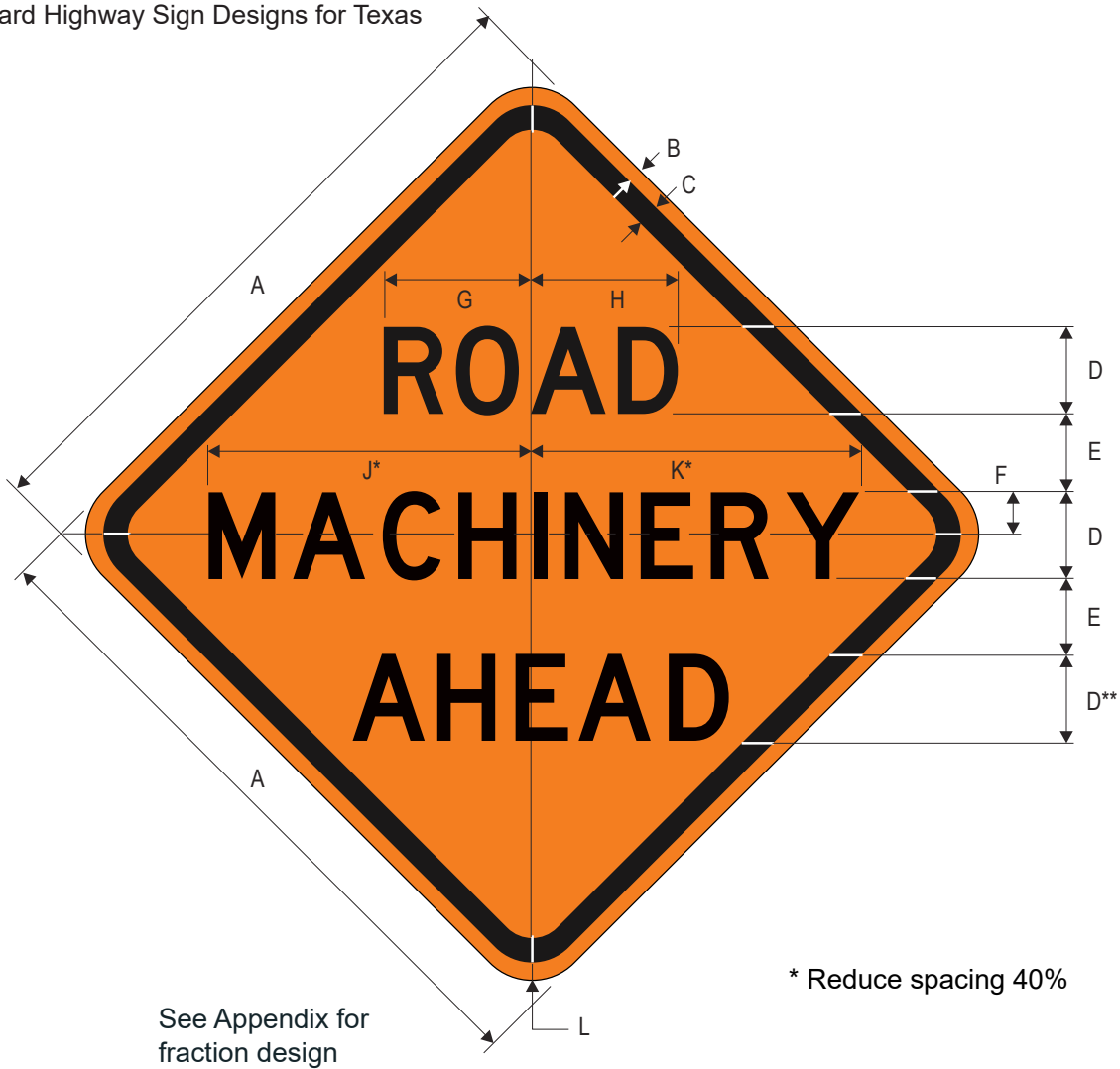
* Reduce spacing 20%
 ** Increase spacing 50%

Alternate 2nd line

CW21-2
 FRESH OIL/TAR

A	B	C	D	E	F	G	H	J	K
30	.5	.75	6 D	4	11.568	5.824	1.875	7.285	6.845
36	.625	.875	7 D	5	13.490	6.805	2.25	8.326	8.166
48	.75	1.25	8 D	6	15.431	7.785	3	10.127	8.726

COLORS: LEGEND - BLACK
 BACKGROUND - ORANGE



* Reduce spacing 40%

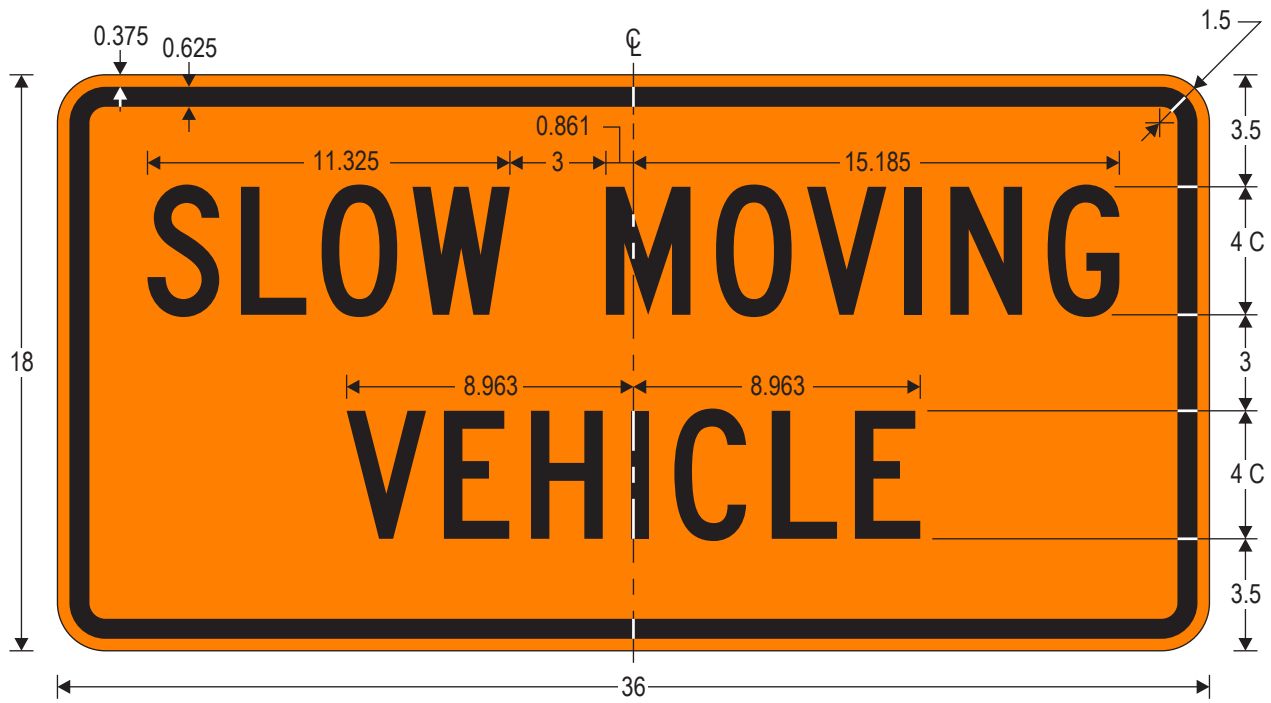
CW21-3D
ROAD MACHINERY AHEAD

A	B	C	D	E	F	G	H	J	K	L
30	.5	.75	4D	3.5	2	6.75	7	13.5	14	1.875
36	.625	.875	5D	4	2.5	8.375	8.875	16.813	17.563	2.25
48	.75	1.25	7D	5	3.5	11.688	12.438	23.625	24.625	3

**	500 FT	CW21-3C D Series	AHEAD	CW21-3D D Series
	1000 FT	CW21-3B C Series	1/2 MILE	CW21-3E C Series
	1500 FT	CW21-3A C Series	1 MILE	CW21-3F D Series

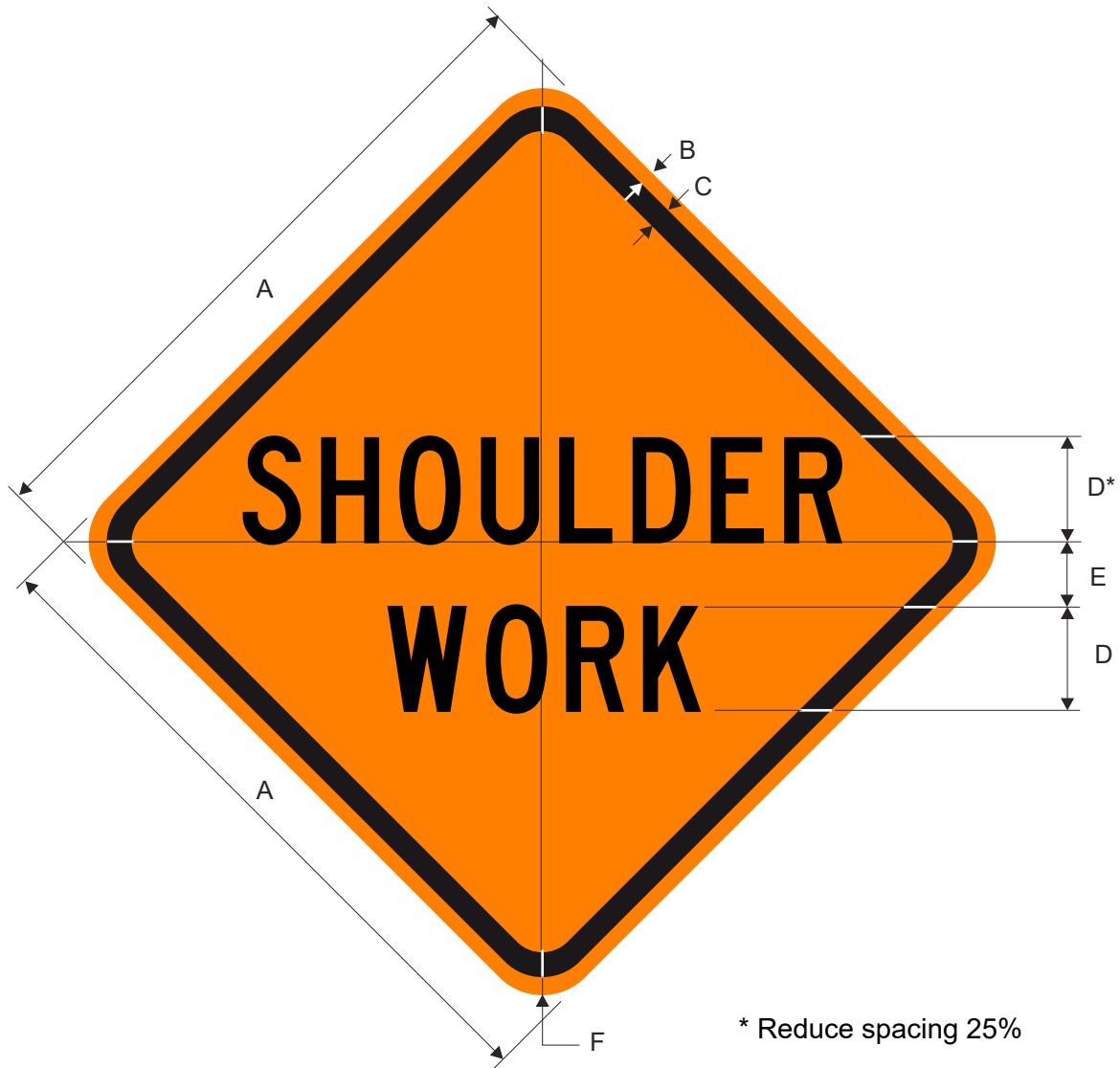
COLORS: LEGEND - BLACK
BACKGROUND - ORANGE

TEXAS



CW21-4
SLOW MOVING VEHICLE

COLORS: LEGEND - BLACK
BACKGROUND - ORANGE

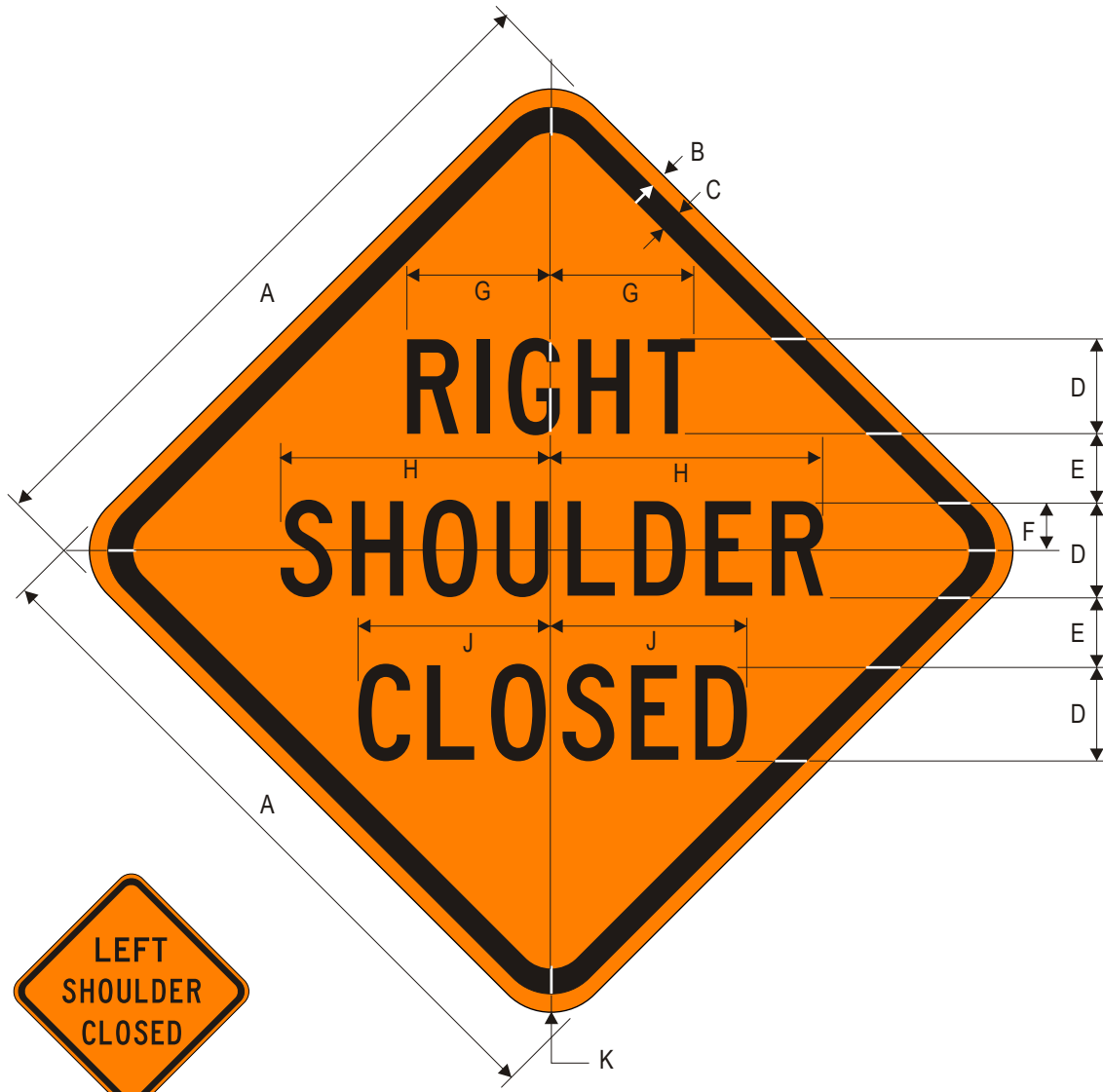


* Reduce spacing 25%

CW21-5
SHOULDER WORK

A	B	C	D	E	F
30	0.5	0.75	5C	3	1.875
36	0.625	0.875	6C	3.5	2.25
48	0.75	1.25	8C	4.5	3

COLORS: LEGEND - BLACK
BACKGROUND - ORANGE

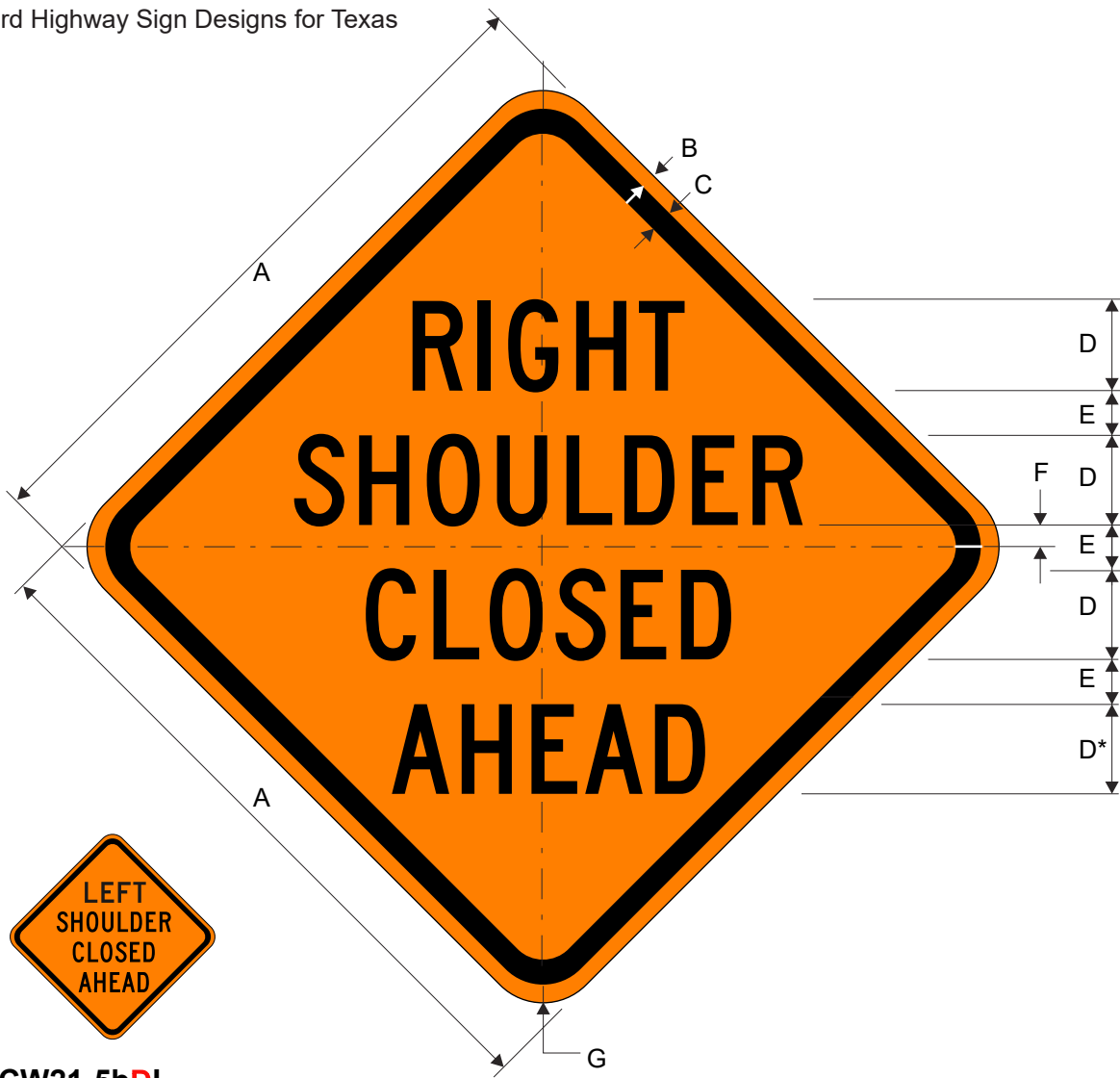


CW21-5aL

CW21-5aR
RIGHT/LEFT SHOULDER CLOSED

A	B	C	D	E	F	G	H	J	K
30	.5	.75	4 C	2.75	2	6.025	11.368	8.163	1.875
36	.625	.875	5 C	3.682	2.481	7.565	14.230	10.207	2.25
48	.75	1.25	7 C	4.803	3.482	10.608	19.194	13.790	3
60	.75	1.25	8 C	5.484	4	12.109	22.757	16.332	3

COLORS: LEGEND - BLACK
BACKGROUND - ORANGE



CW21-5bDL

CW21-5bDR

RIGHT/LEFT SHOULDER CLOSED AHEAD

A	B	C	D	E	F	G
30	0.5	0.75	4C	2	1.08	1.875
36	0.625	0.875	5C	2.4	1.3	2.25
48	0.75	1.25	6C	3	1.62	3

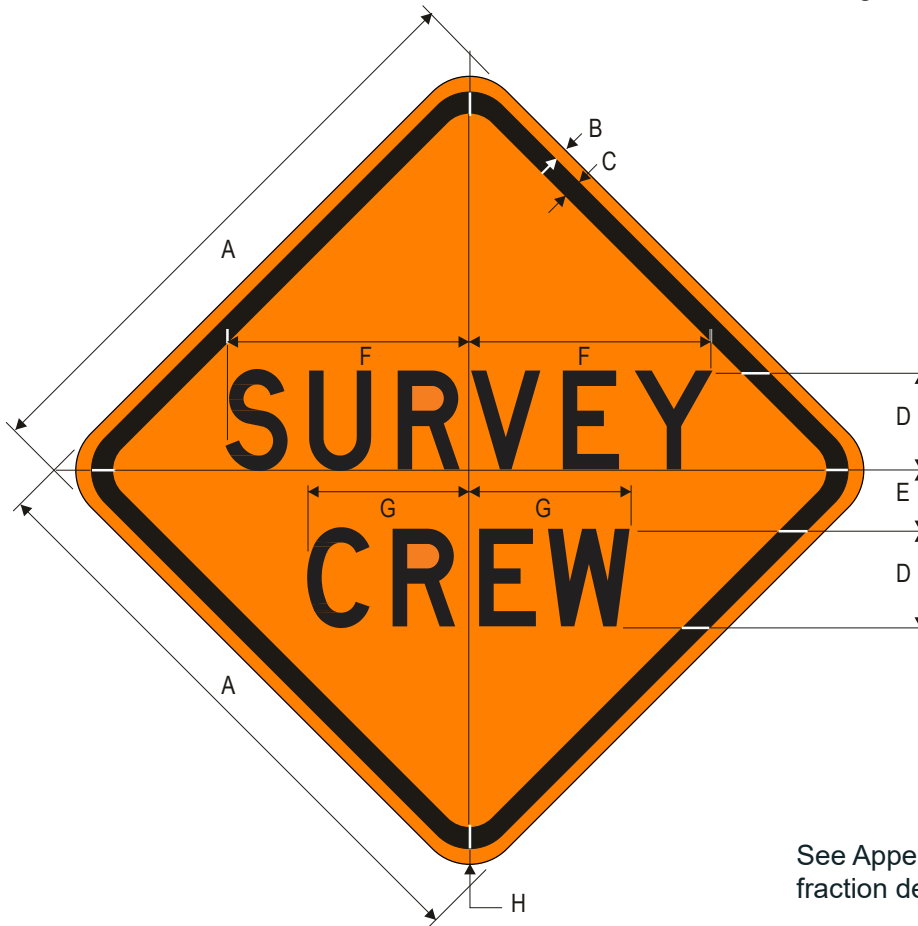
* **500 FT** CW21-5bC
C Series

* **1500 FT** CW21-5bA
C Series
reduce spacing 40%

* **1000 FT** CW21-5bB
C Series
reduce spacing 40%

COLORS: LEGEND - BLACK
BACKGROUND - ORANGE

TEXAS



See Appendix for fraction design

CW21-6
SURVEY CREW



CW16-2aP

OR



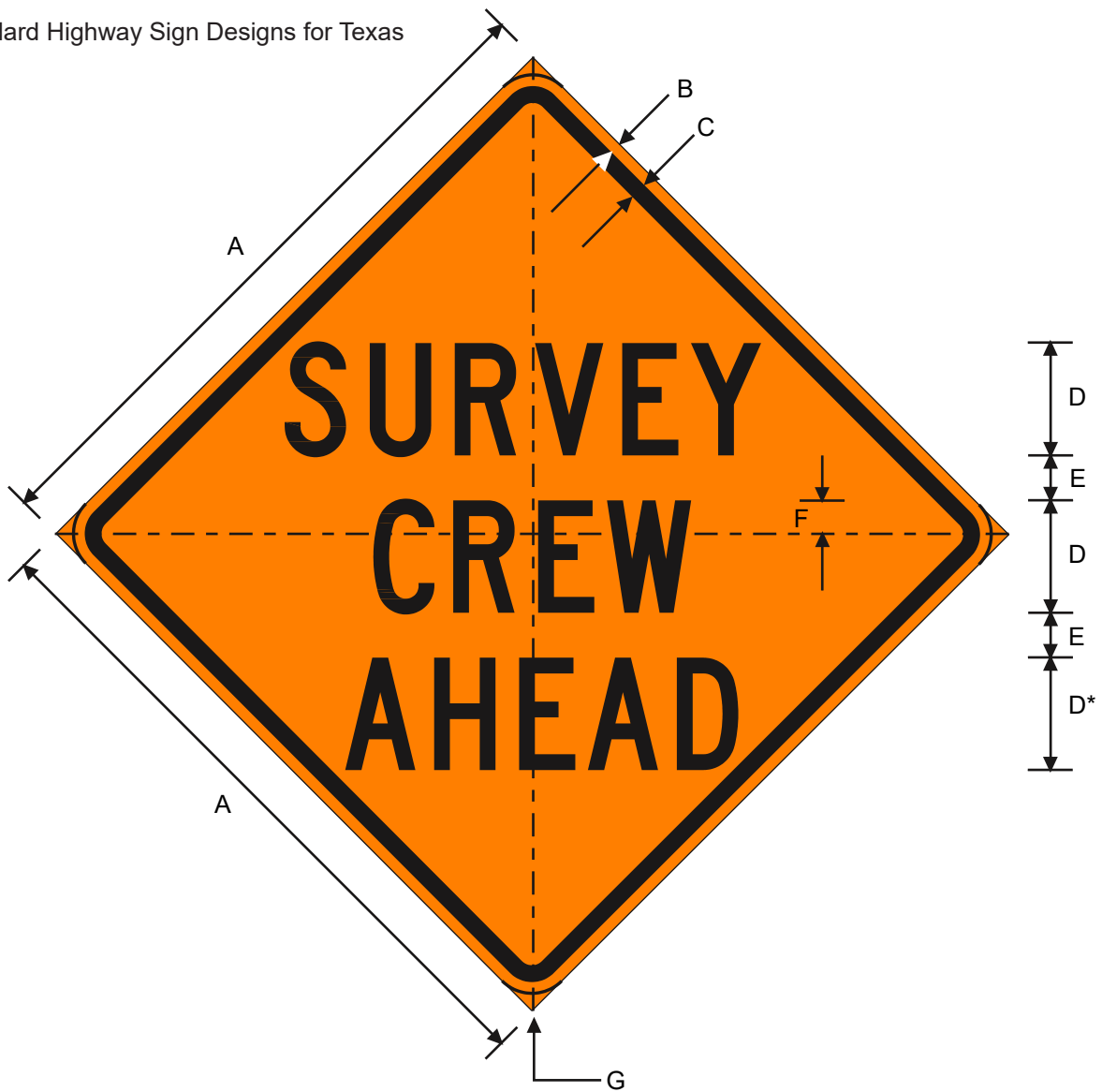
CW16-3aP

500 FT
1000 FT
1500 FT

1 MILE

A	B	C	D	E	F	G	H
24	.375	.625	4 D	2.5	10.375	6.75	1.5
30	.5	.75	5 D	3	13	8.875	1.875
36	.625	.875	6 D	3.5	15.563	10.125	2.25
48	.75	1.25	8 D	4.75	19.995	13.330	3

COLORS: LEGEND - BLACK
BACKGROUND - ORANGE



CW21-6TD

SURVEY CREW AHEAD

A	B	C	D	E	F	G
30	.5	.75	5C	2	1.5	1.875
36	.625	.875	6C	2.5	2	2.25
48	.75	1.25	8C	3	2.5	3

* **500 FT** CW20-2C
D Series

1000 FT CW20-2B
C Series

1500 FT CW20-2A
C Series

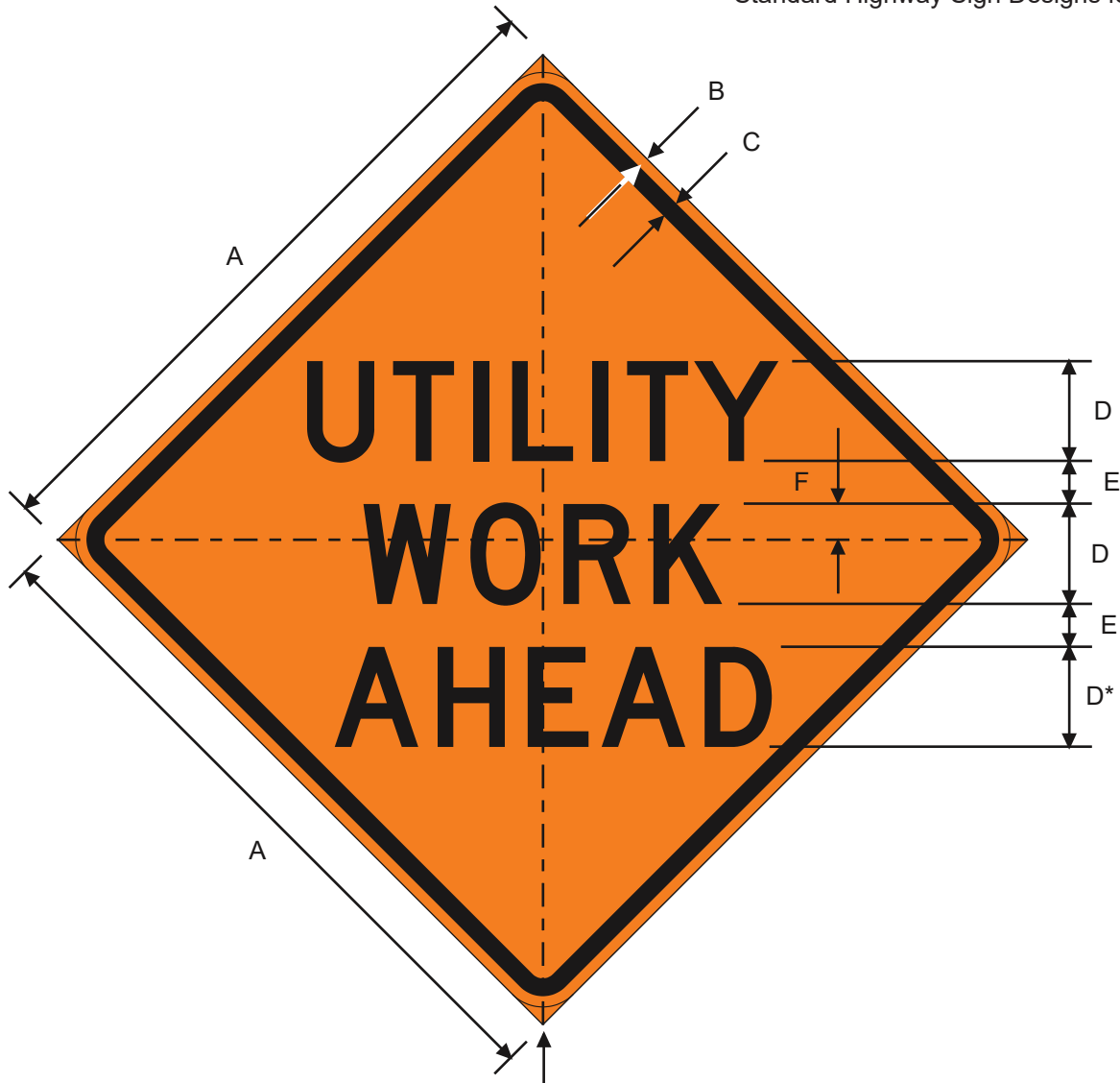
1/2 MILE CW20-2E
C Series

1 MILE CW20-2F
D Series

See Appendix for
fraction design

COLORS: LEGEND - BLACK
BACKGROUND - ORANGE

TEXAS



CW21-7D G

UTILITY WORK AHEAD

A	B	C	D	E	F	G
30	.5	.75	4D	2.802	1.601	1.875
36	.625	.875	5D	3.202	2	2.25
48	.75	1.25	7D	3.602	2.281	3

- * **500 FT** CW20-2C
D Series
- 1000 FT** CW20-2B
C Series
- 1500 FT** CW20-2A
C Series

- 1/2 MILE** CW20-2E
C Series
- 1 MILE** CW20-2F
D Series

See Appendix for fraction design

COLORS: LEGEND - BLACK
BACKGROUND - ORANGE

TEXAS

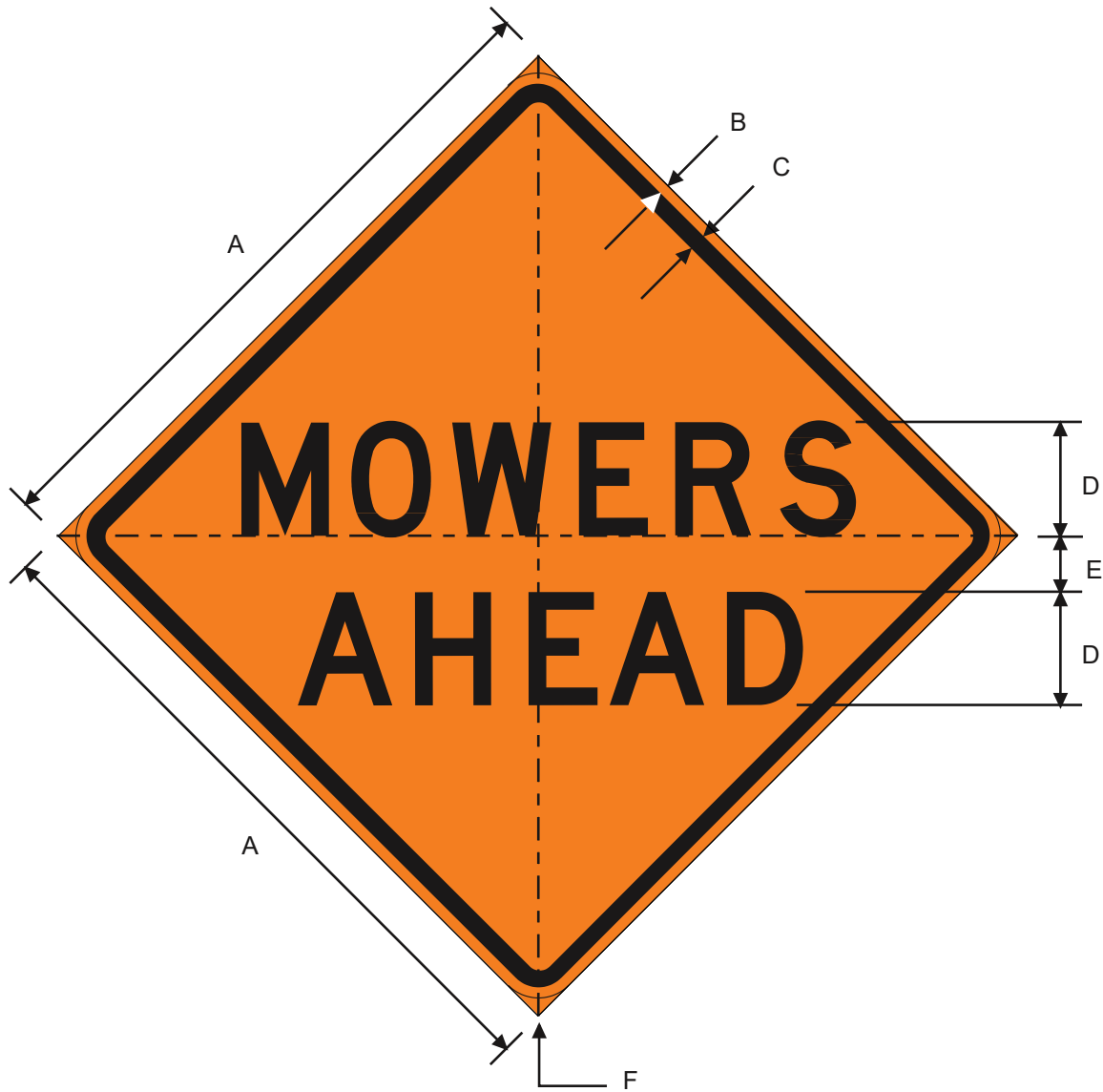


CW21-8T
DRONES OPERATING IN AREA

A	B	C	D	E	F	G	H	J	K	L	M	N
36	2.25	.875	.625	5D	2.5	11.885	16.31	5.31	3.5	4.345	13.15	1.994
48	3	1.250	.750	7D	3	16.83	23.71	6.45	3	6.38	15.83	4

COLORS: LEGEND - BLACK
 BACKGROUND - ORANGE

TEXAS

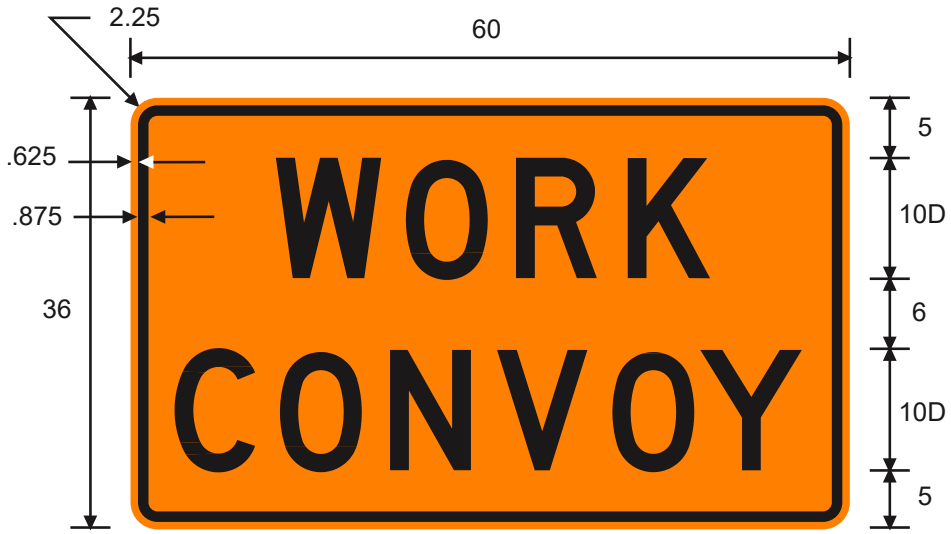


CW21-9T
MOWERS AHEAD

A	B	C	D	E	F
30	.5	.75	5D	2.5	1.875
36	.625	.875	6D	3	2.25
48	.75	1.25	8D	4	3

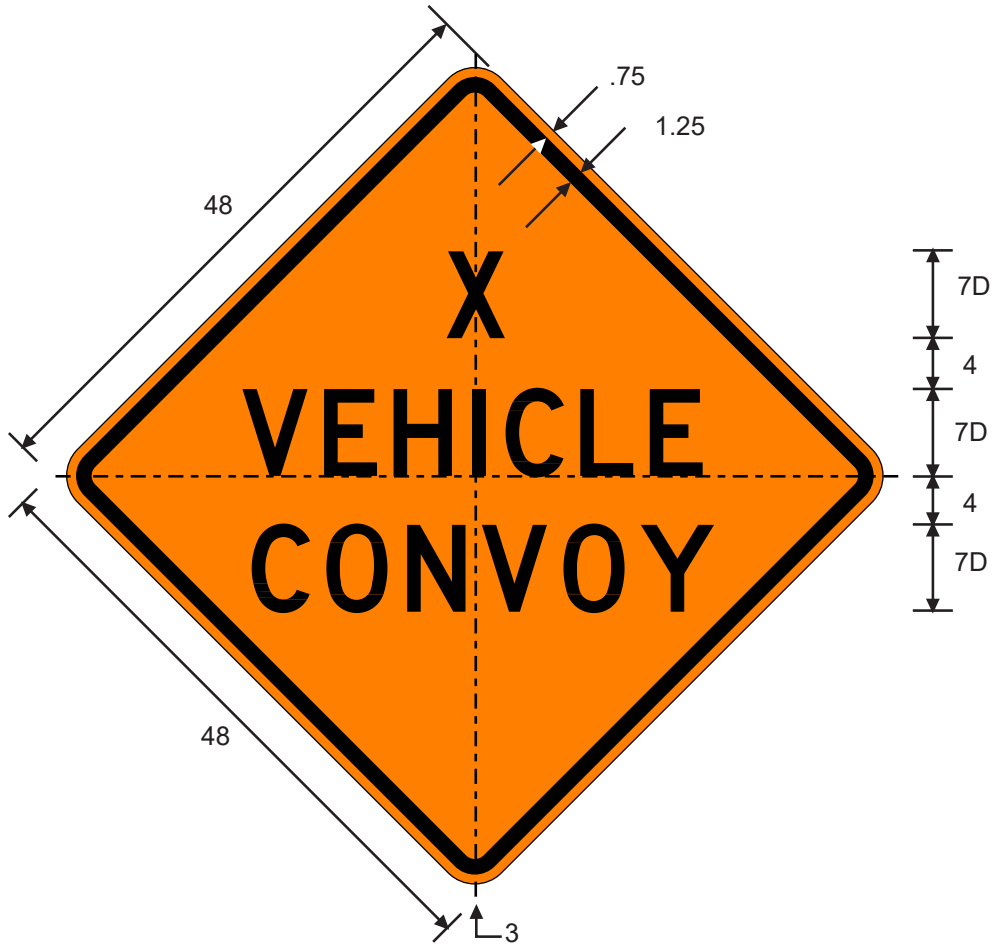
COLORS: LEGEND - BLACK
BACKGROUND - ORANGE

TEXAS



CW21-10aT
WORK CONVOY

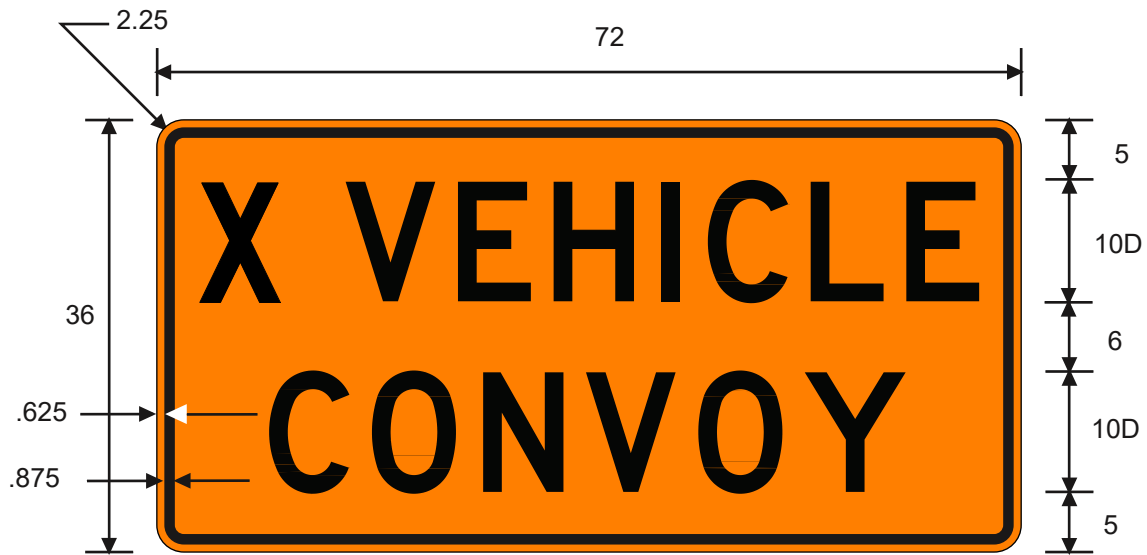
COLORS: LEGEND - BLACK
BACKGROUND - ORANGE



CW21-10bT
X VEHICLE CONVOY

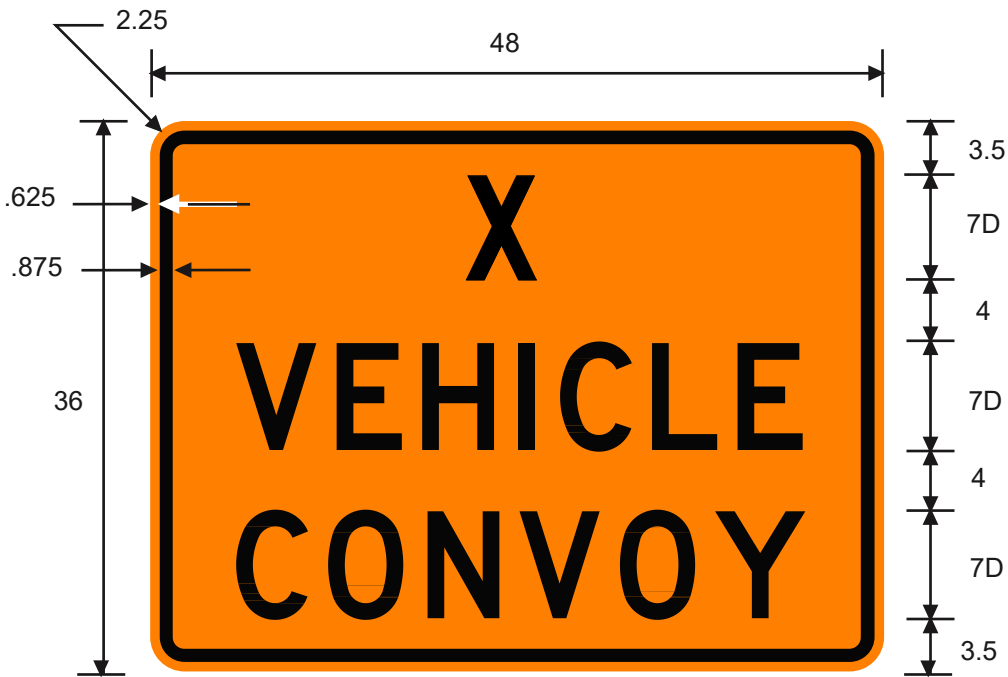
COLORS: LEGEND - BLACK
BACKGROUND - ORANGE

TEXAS



CW21-10cT
X VEHICLE CONVOY

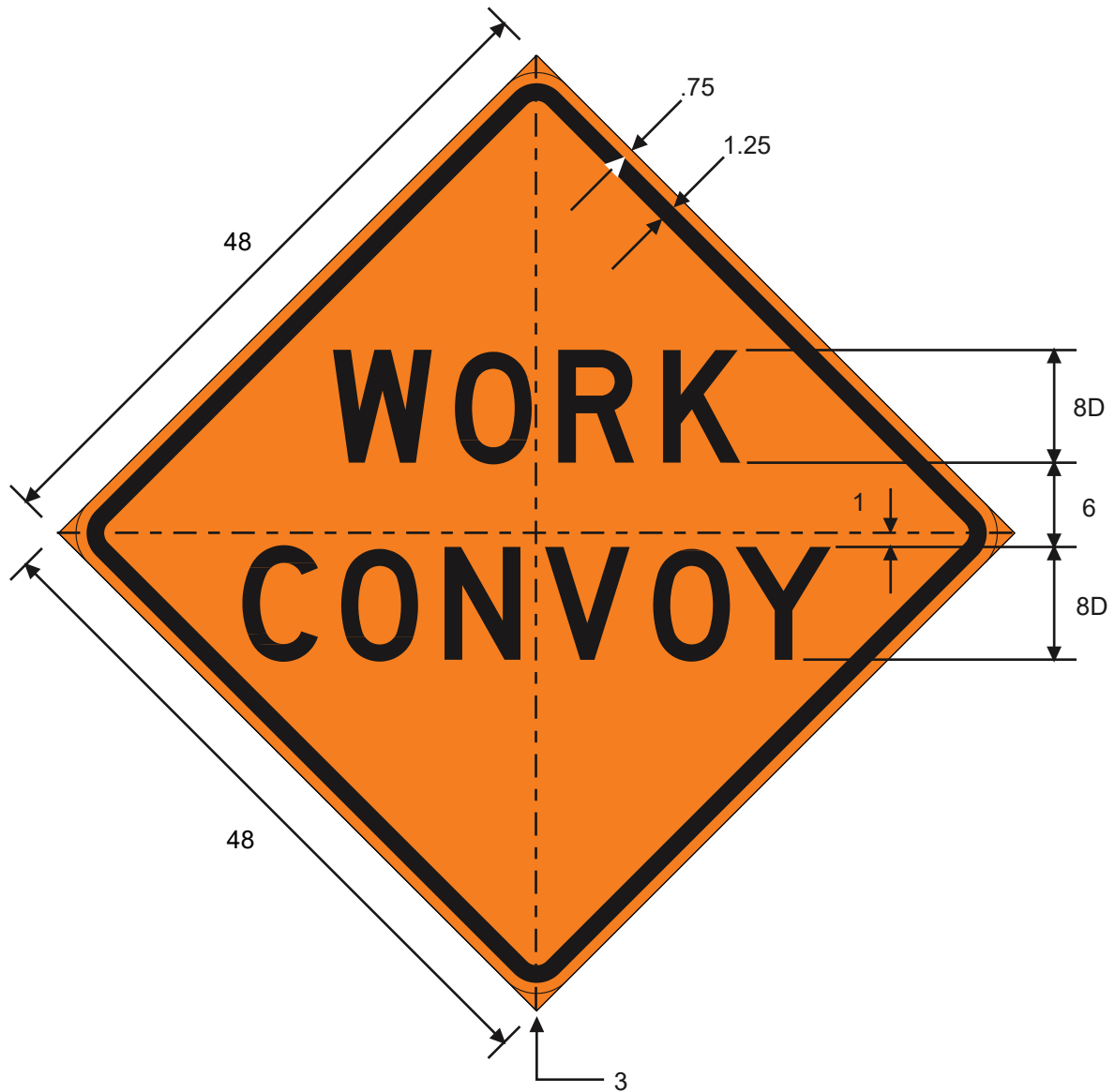
COLORS: LEGEND - BLACK
BACKGROUND - ORANGE



CW21-10dT
X VEHICLE CONVOY

COLORS: LEGEND - BLACK
BACKGROUND - ORANGE

TEXAS



CW21-10T
WORK CONVOY

COLORS: LEGEND - BLACK
BACKGROUND - ORANGE

TEXAS

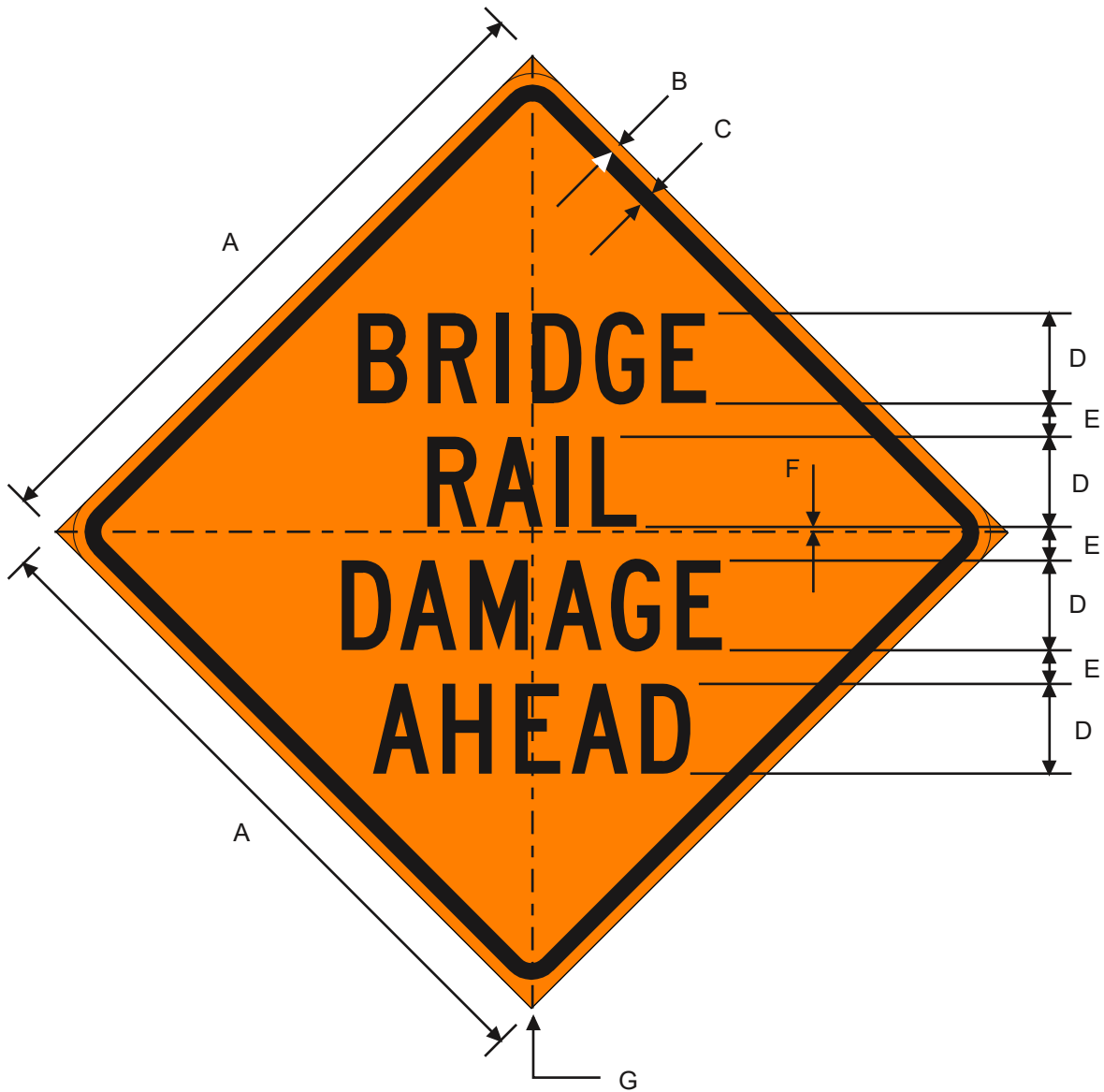


CW21-17T
 GUARDRAIL DAMAGE AHEAD

A	B	C	D	E	F
30	.5	.75	4C	2	1.875
36	.625	.875	5C	3	2.25
48	.75	1.25	6C	4	3

COLORS: LEGEND - BLACK
 BACKGROUND - ORANGE

TEXAS

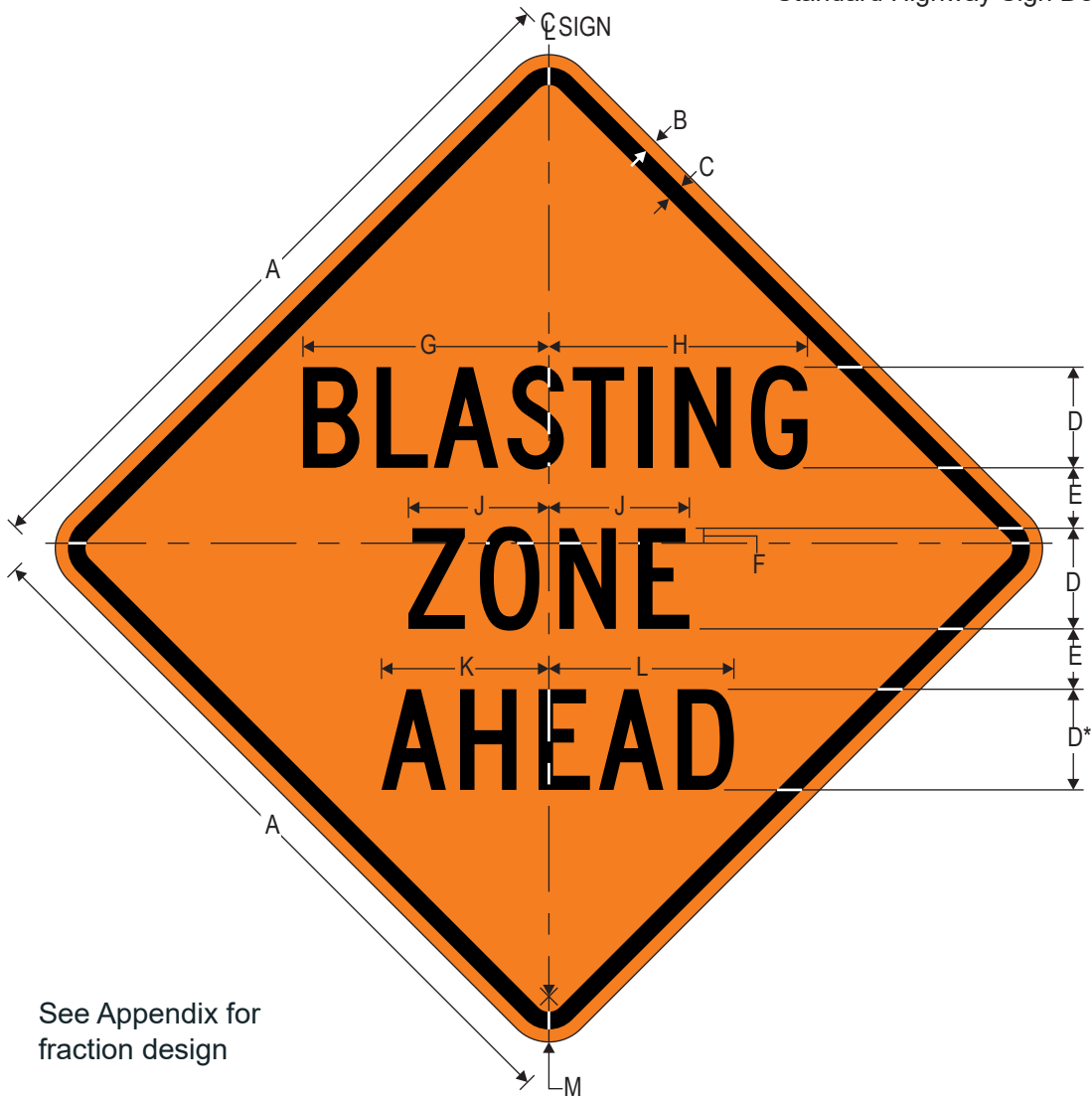


CW21-18T
BRIDGE RAIL DAMAGE AHEAD

A	B	C	D	E	F	G
30	.5	.75	4C	1.5	.25	1.875
36	.625	.875	5C	1.75	.25	2.25
48	.75	1.25	6C	3.5	.25	3

COLORS: LEGEND - BLACK
BACKGROUND - ORANGE

TEXAS



See Appendix for fraction design

CW22-1D
BLASTING ZONE AHEAD

A	B	C	D	E	F	G	H	J	K	L	M
30	0.5	0.75	4 C	2.5	.75	9.774	10.273	5.582	6.753	7.252	1.875
36	0.625	0.875	5 C	3	1	12.217	12.842	6.978	8.316	9.19	2.25
48	0.75	1.25	7 C	4	1.25	17.104	17.978	9.769	11.817	12.692	3

*** 500 FT**

CW22-1C
C Series

AHEAD

CW22-1D
C Series

1000 FT

CW22-1B
C Series

1/2 MILE

CW22-1E
C Series

1500 FT

CW22-1A
C Series

1 MILE

CW22-1F
C Series

COLORS: LEGEND - BLACK
BACKGROUND - ORANGE

TEXAS



CW22-2
TURN OFF 2-WAY RADIO AND CELL PHONE

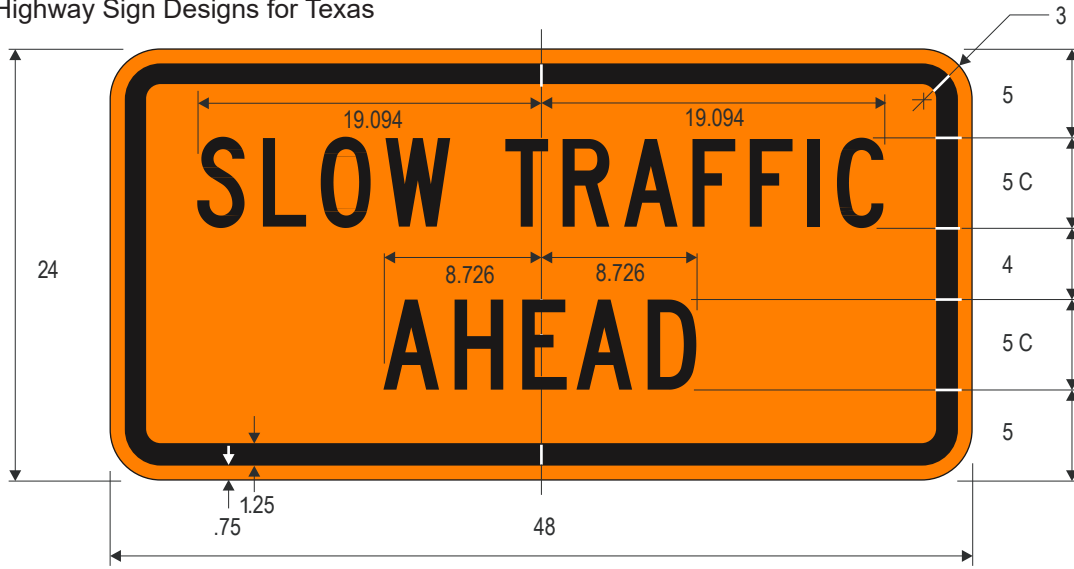
COLORS: LEGEND - BLACK
BACKGROUND - ORANGE



CW22-3
END BLASTING ZONE

A	B	C	D	E	F	G	H
36	30	.5	.75	3.25	6C	2.75	1.875
42	36	.625	.875	4.25	7C	3.25	2.25

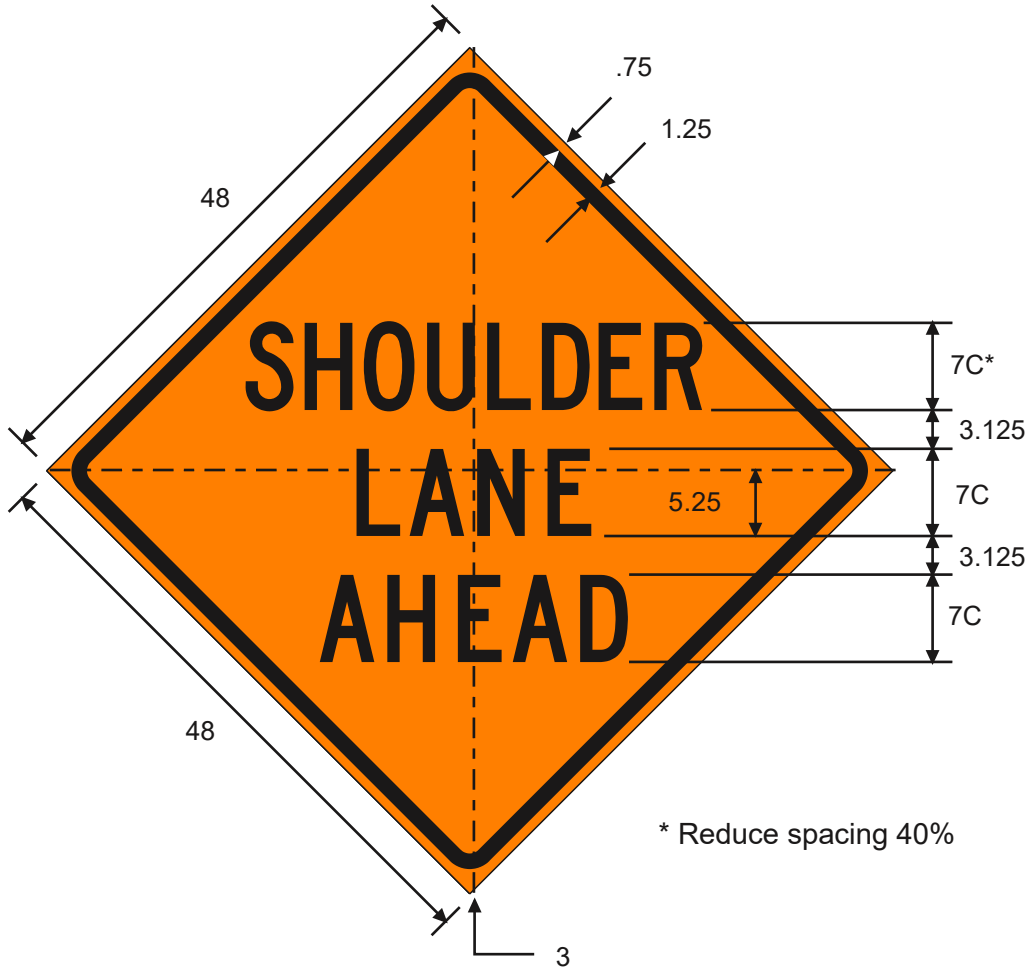
COLORS: LEGEND - BLACK
BACKGROUND - ORANGE



CW23-1

SLOW TRAFFIC AHEAD

COLORS: LEGEND - BLACK
BACKGROUND - ORANGE

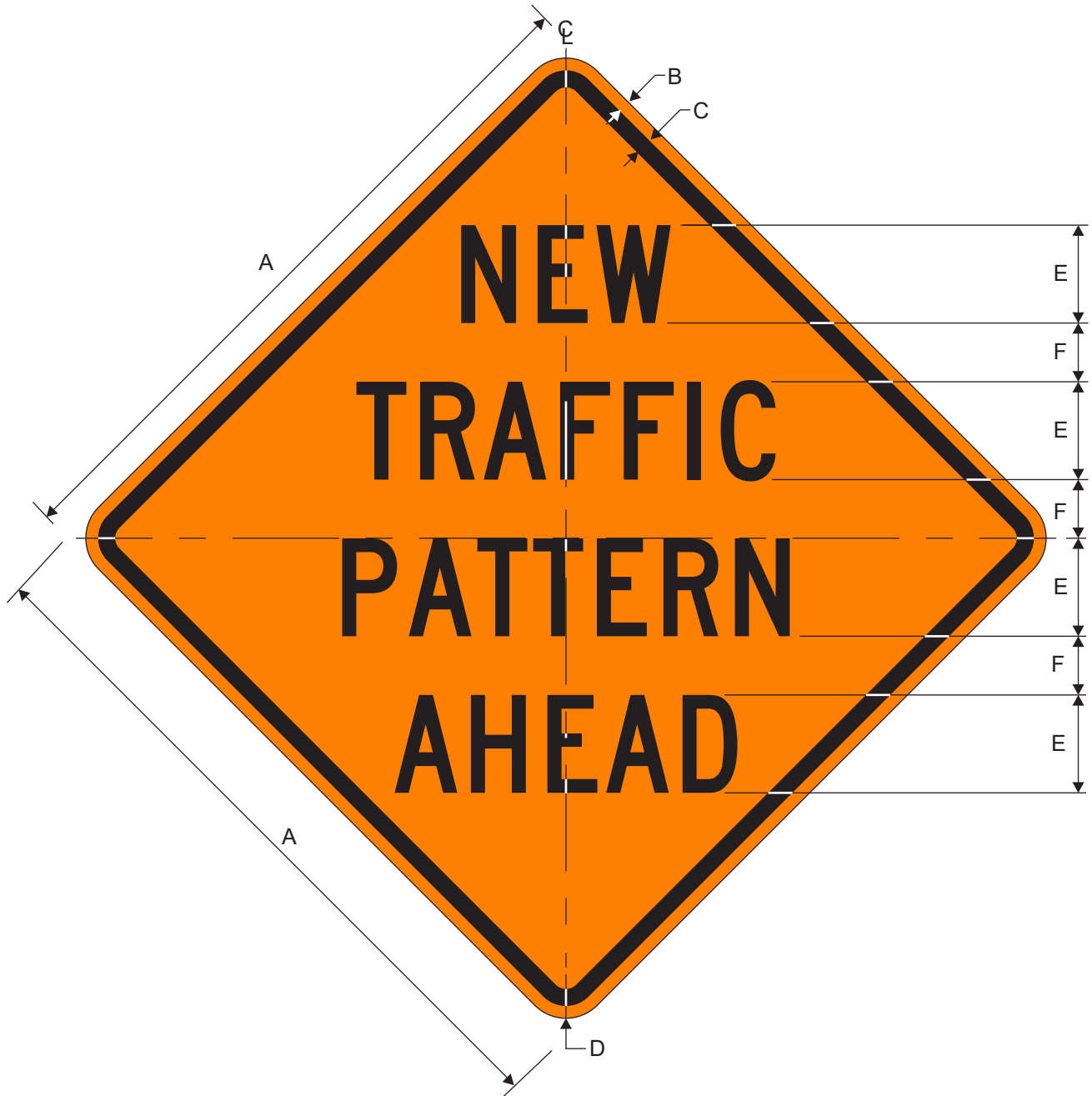


* Reduce spacing 40%

CW23-1T

SHOULDER LANE AHEAD

COLORS: LEGEND - BLACK
BACKGROUND - ORANGE

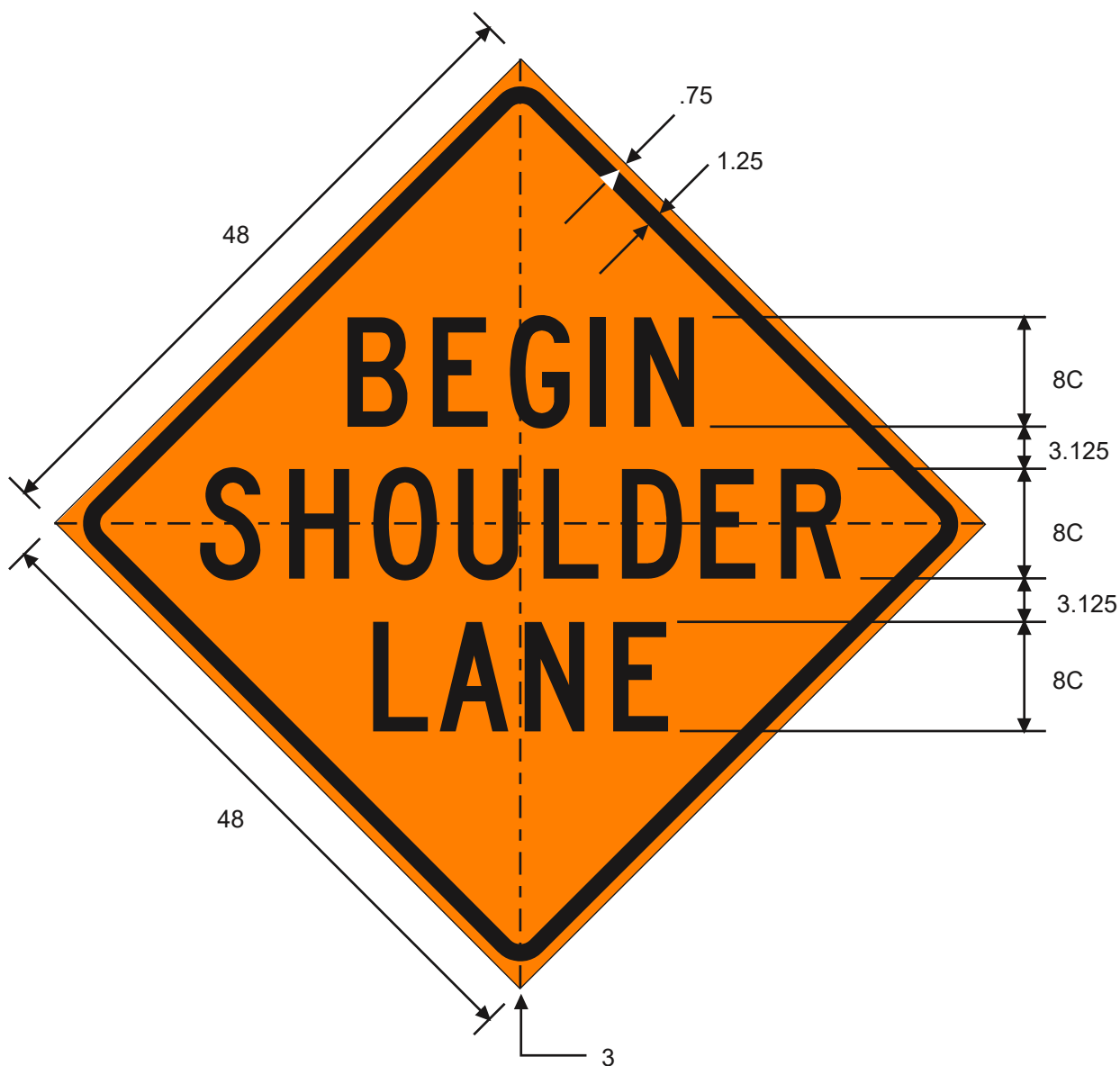


CW23-2
NEW TRAFFIC PATTERN AHEAD

A	B	C	D	E	F
30	0.5	0.75	1.875	4C	1.5
36	0.625	0.875	2.25	5C	3
48	0.75	1.25	3	6C	3.5

COLORS: LEGEND - BLACK
BACKGROUND - ORANGE

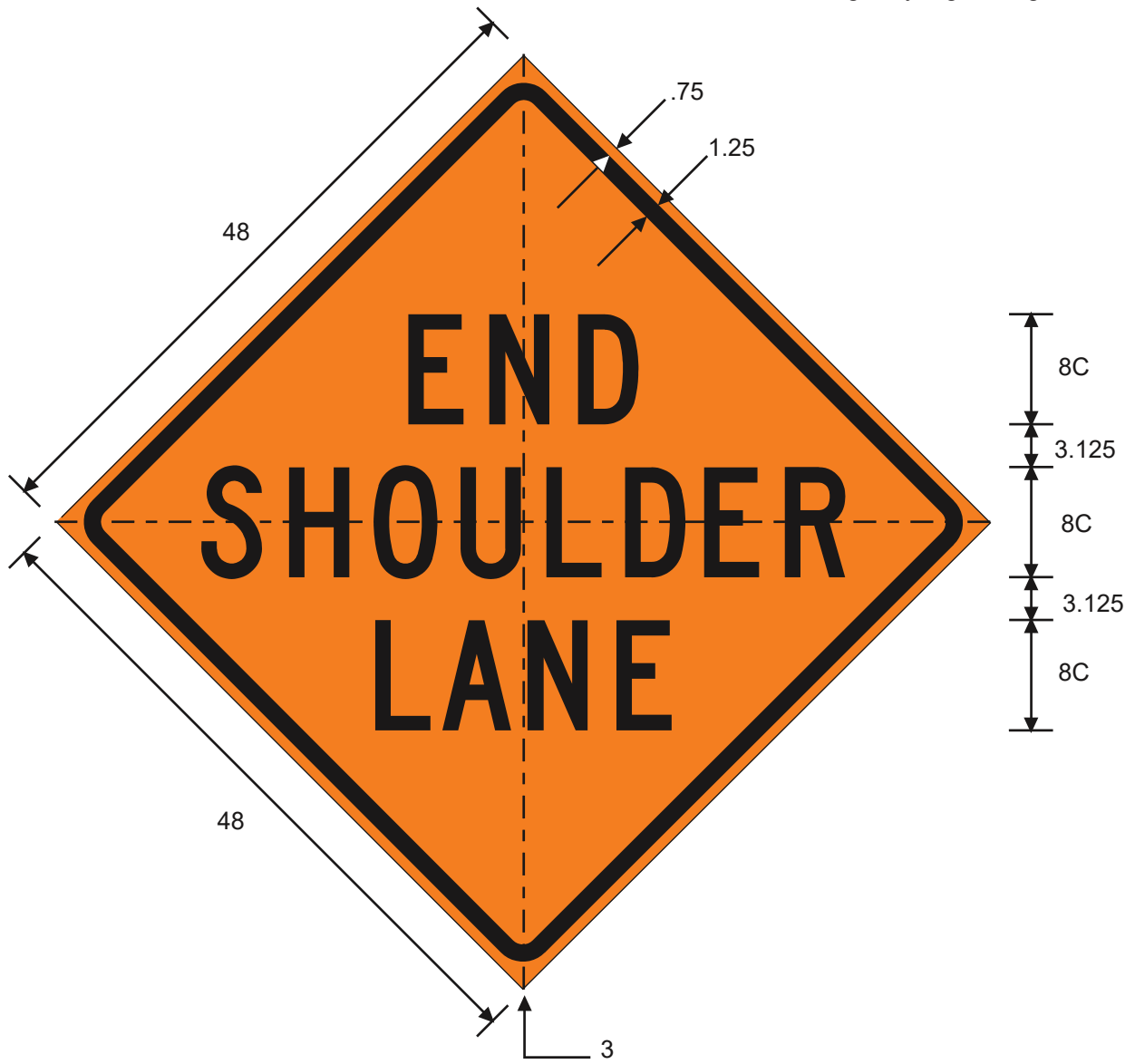
TEXAS



CW23-2T
BEGIN SHOULDER LANE

COLORS: LEGEND - BLACK
BACKGROUND - ORANGE

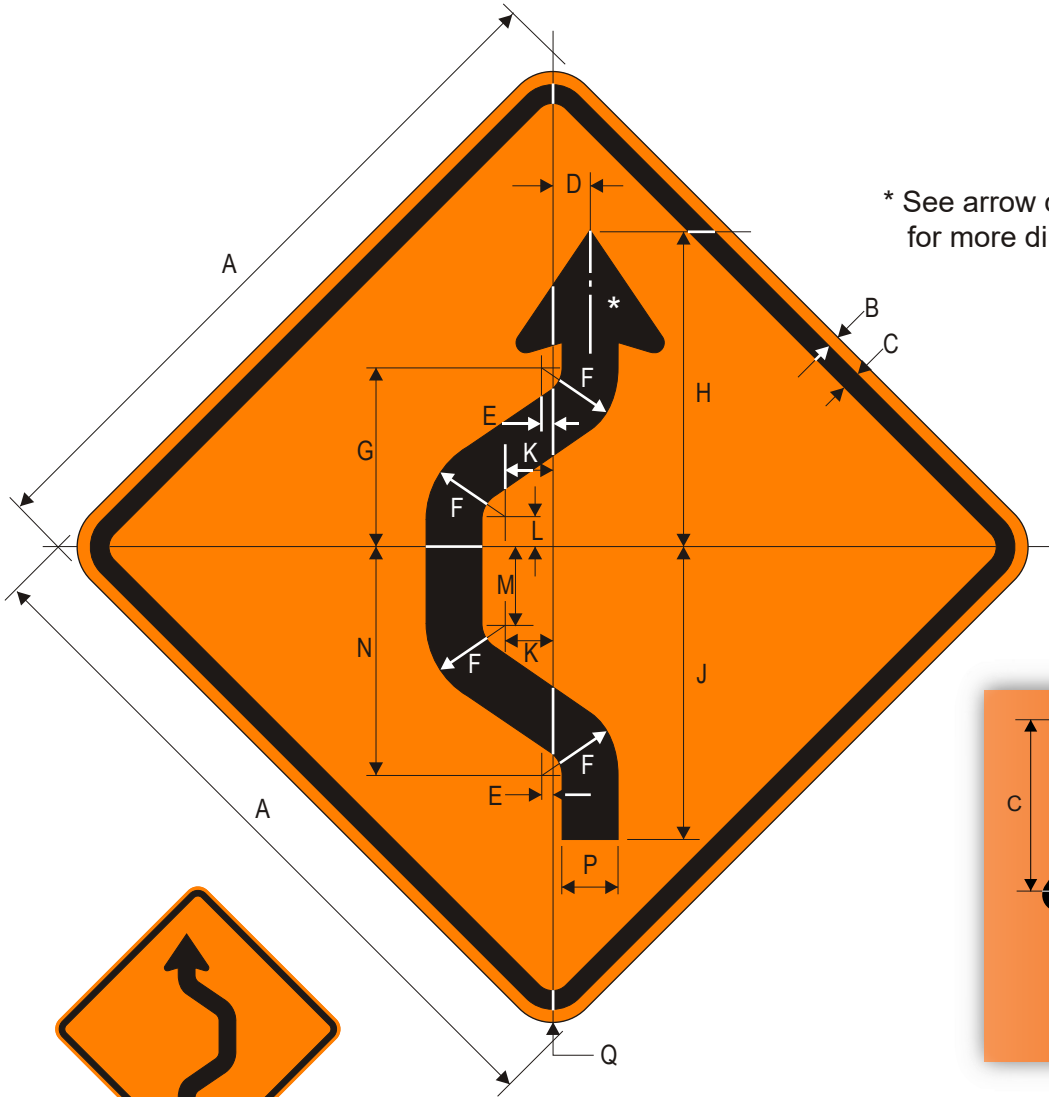
TEXAS



CW23-3T
END SHOULDER LANE

COLORS: LEGEND - BLACK
BACKGROUND - ORANGE

TEXAS

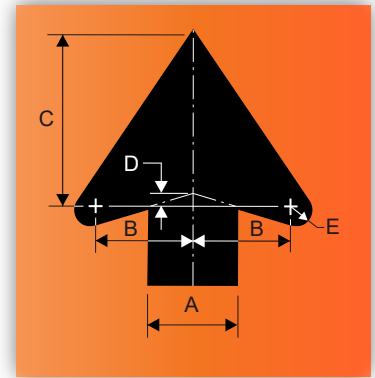


* See arrow detail for more dimensions



CW24-1R

CW24-1L
Double Reverse Curve (1 lane)



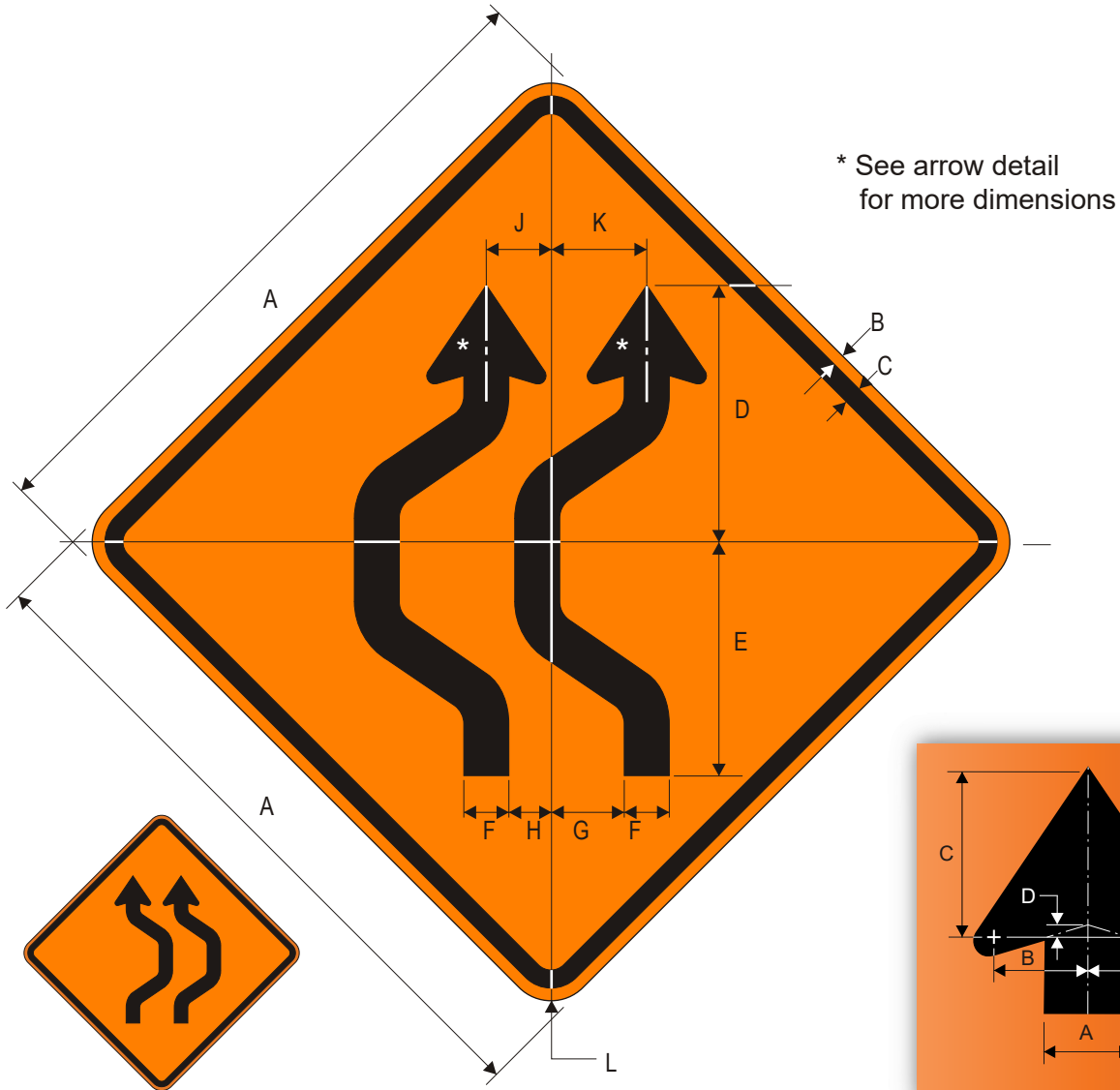
A	B	C	D	E
2.401	2.761	4.863	0.375	0.482
2.881	3.143	5.828	0.493	0.589
3.841	4.426	8.255	0.473	0.717

Arrow Detail

A	B	C	D	E	F	G	H	J	K	L	M
30	.5	.75	1.601	.280	3.082	7.405	13.570	12.569	2.361	1.481	3.522
36	.625	.875	1.921	.336	3.698	8.886	16.284	15.082	2.833	1.777	4.226
48	.75	1.25	2.561	.448	4.931	11.848	21.712	20.110	3.777	2.369	5.635

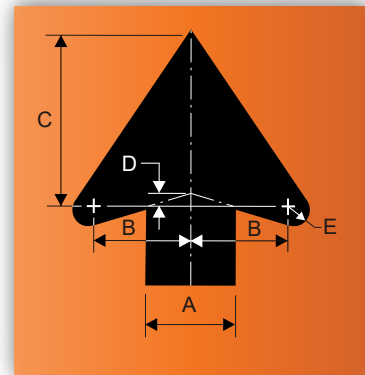
N	P	Q
9.487	2.401	1.875
11.384	2.881	2.25
15.179	3.841	3

COLORS: SYMBOL - BLACK
BACKGROUND - ORANGE



CW24-1aR

CW24-1aL
Double Reverse Curve (2 lanes)



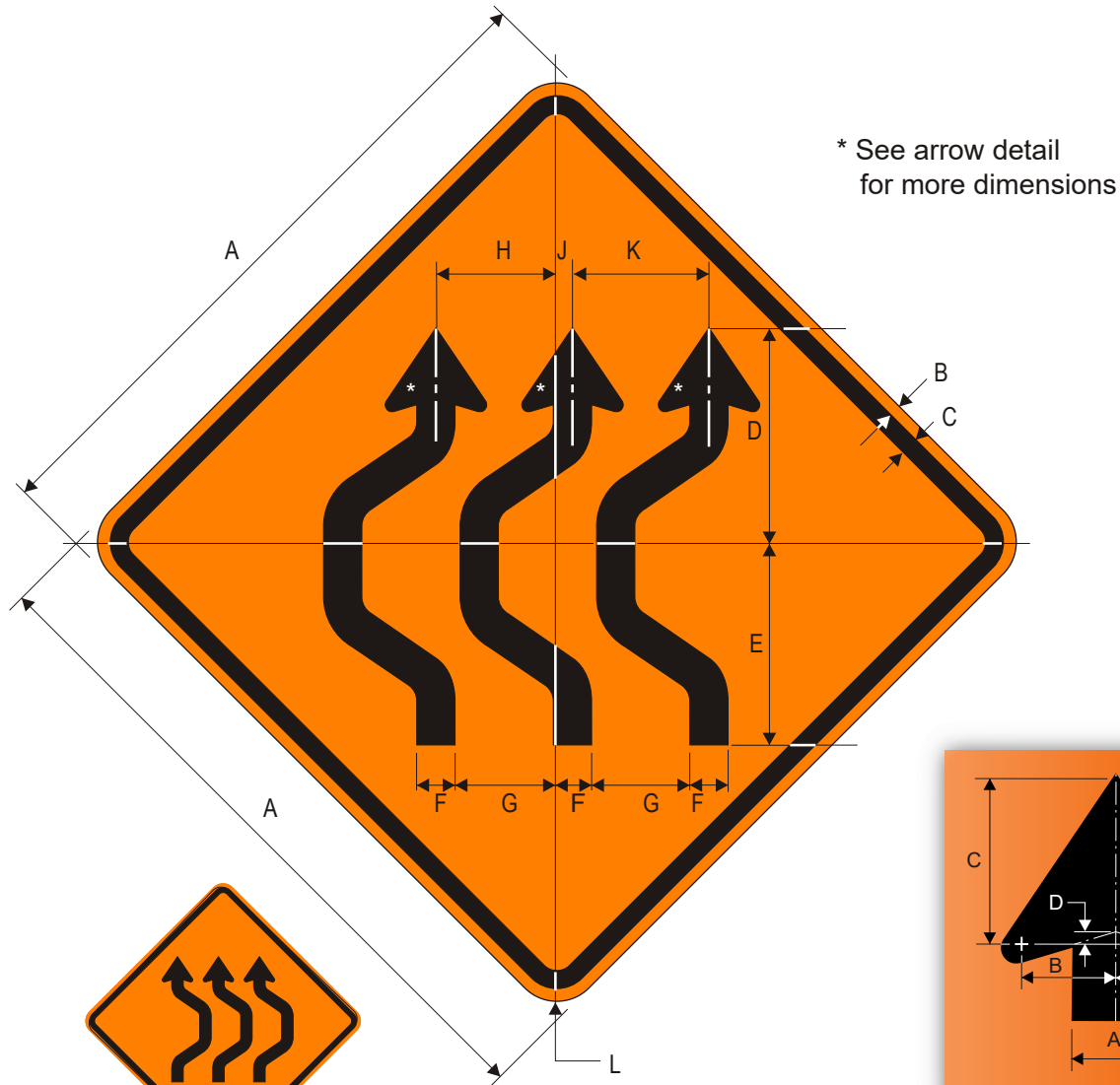
A	B	C	D	E
2	2.313	4.313	0.313	0.375
2.4	2.765	5.157	0.295	0.448
3.25	3.75	6.625	0.5	0.625

Arrow Detail

Reduce arrow from CW24-1 15%.

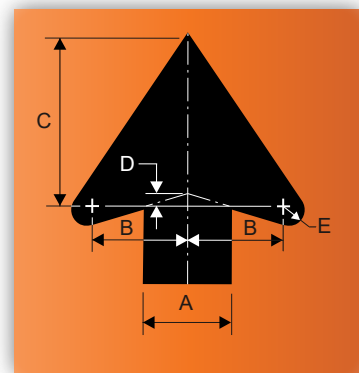
A	B	C	D	E	F	G	H	J	K	L
30	.5	.75	11.534	10.683	2	3.242	1.881	2.901	4.261	1.875
36	.625	.875	13.801	12.819	2.4	3.882	2.241	3.465	5.105	2.25
48	.75	1.25	18.455	17.093	3.25	5.202	3.042	4.677	6.834	3

COLORS: SYMBOL - BLACK
BACKGROUND - ORANGE



CW24-1bR

CW24-1bL
Double Reverse Curve (3 lanes)



A	B	C	D	E
1.681	1.933	3.404	0.261	0.336
2	2.313	4.313	0.313	0.375
2.682	3.084	5.453	0.419	0.536

Arrow Detail

Reduce arrow from CW24-1 15%.

A	B	C	D	E	F	G	H	J	K	L
30	.5	.75	9.487	8.806	1.681	4.723	5.564	.840	6.404	1.875
36	.625	.875	11.408	10.568	2	5.684	6.685	1	7.685	2.25
48	.75	1.25	15.171	14.050	2.682	7.525	8.846	1.321	10.207	3

COLORS: SYMBOL - BLACK
BACKGROUND - ORANGE

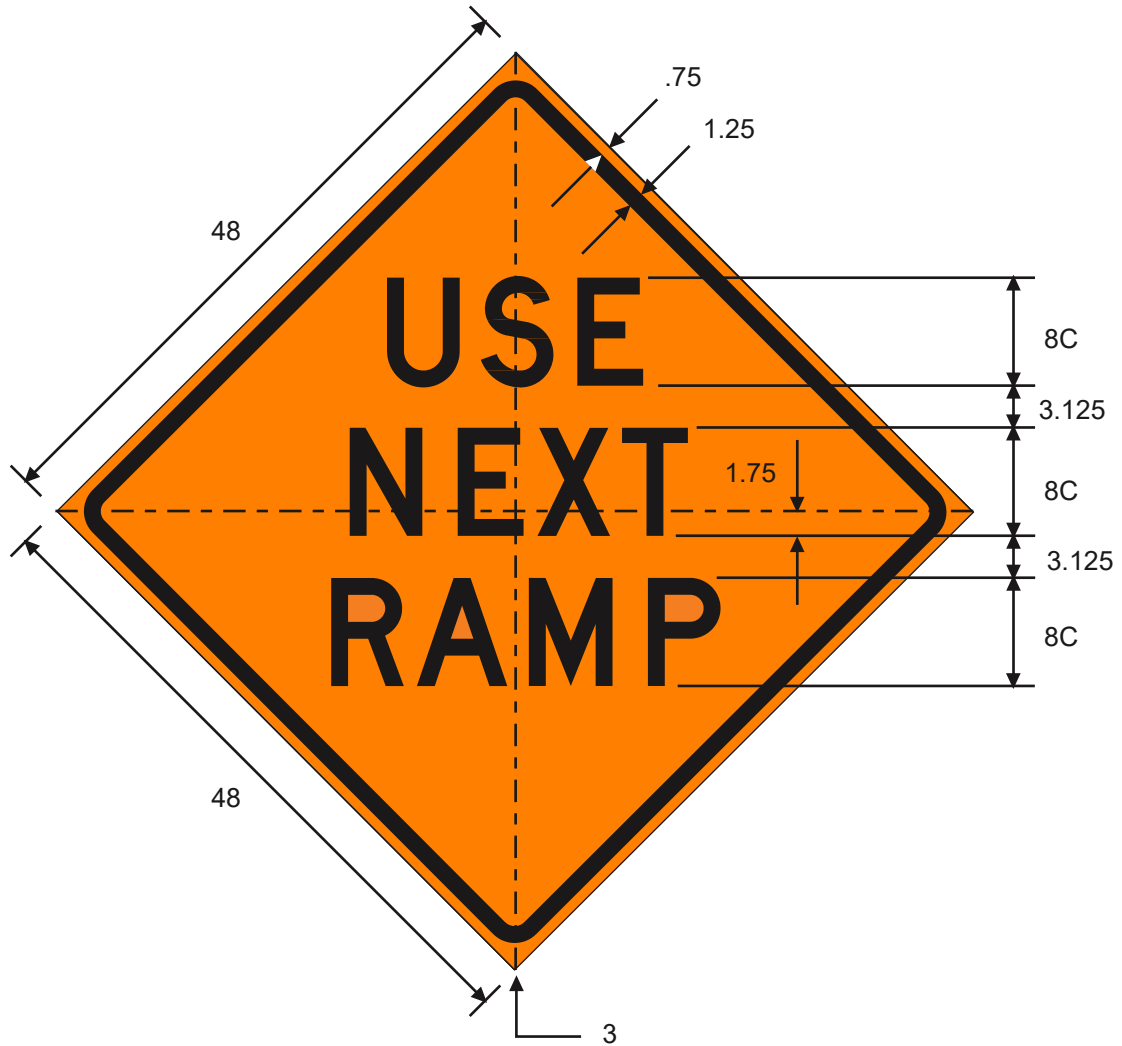


CW24-1cP
ALL LANES

* Increase character spacing 20%.
** Increase character spacing 50%.

A	B	C	D	E	F	G	H	J	K
24	18	0.375	0.625	3.5	4D*	3	4.902	8.225	1.5
30	24	0.375	0.625	4.125	6C**	3.75	6.243	10.774	1.5

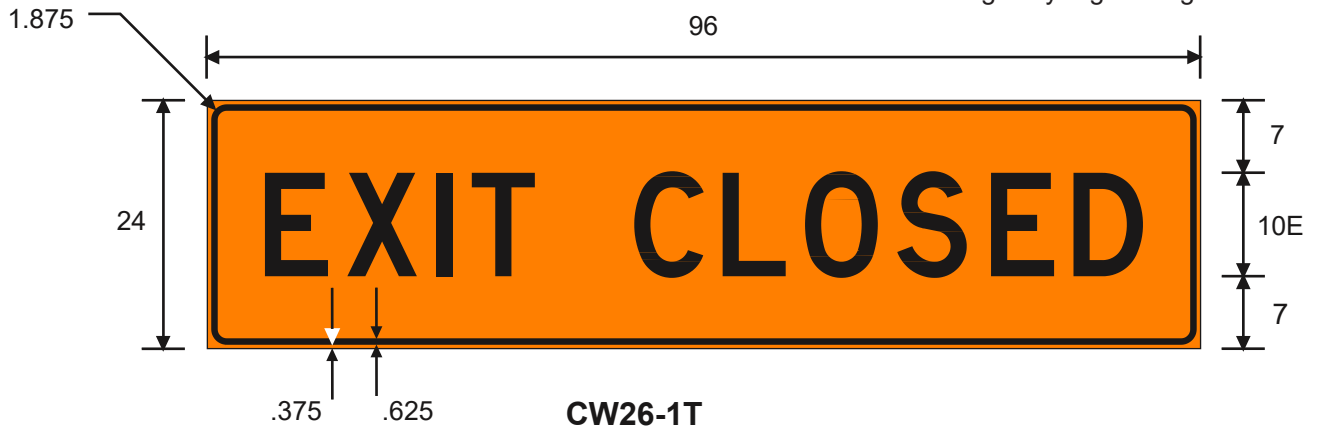
COLORS: LEGEND - BLACK
BACKGROUND - ORANGE



CW25-1T
USE NEXT RAMP

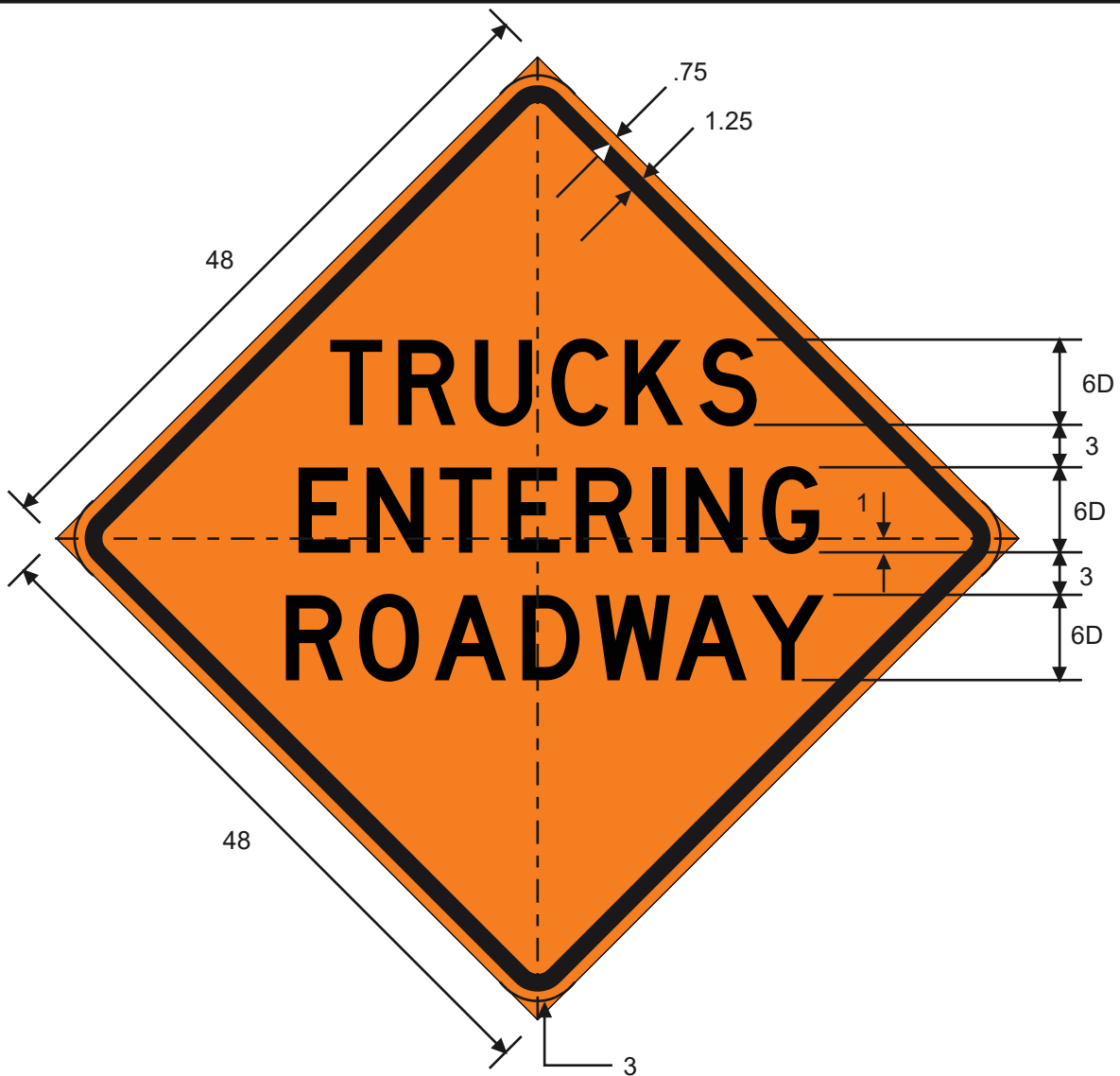
COLORS: LEGEND - BLACK
BACKGROUND - ORANGE

TEXAS



CW26-1T
EXIT CLOSED

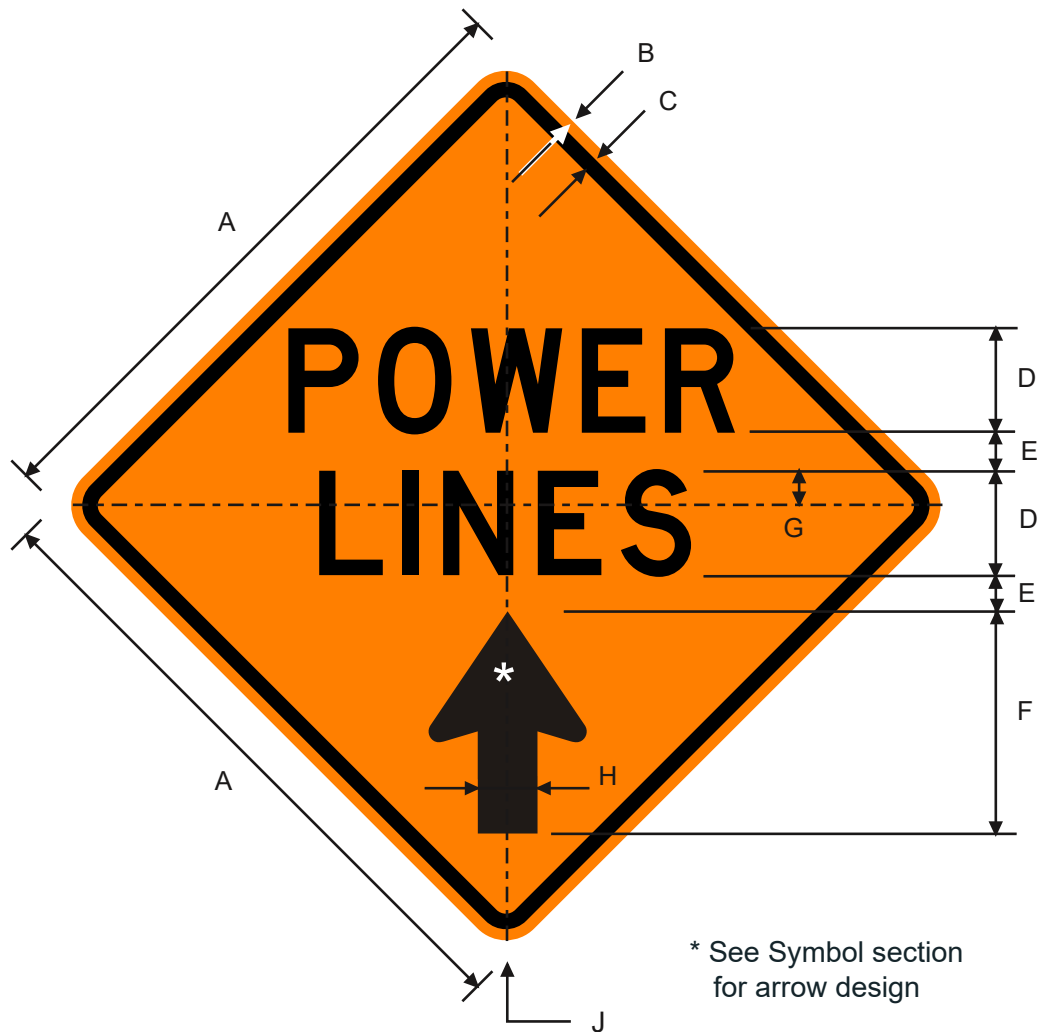
COLORS: LEGEND - BLACK
BACKGROUND - ORANGE



CW27-1T

COLORS: LEGEND - BLACK
BACKGROUND - ORANGE

TEXAS



* See Symbol section for arrow design

CW28-1T
POWER LINES (with Arrow)

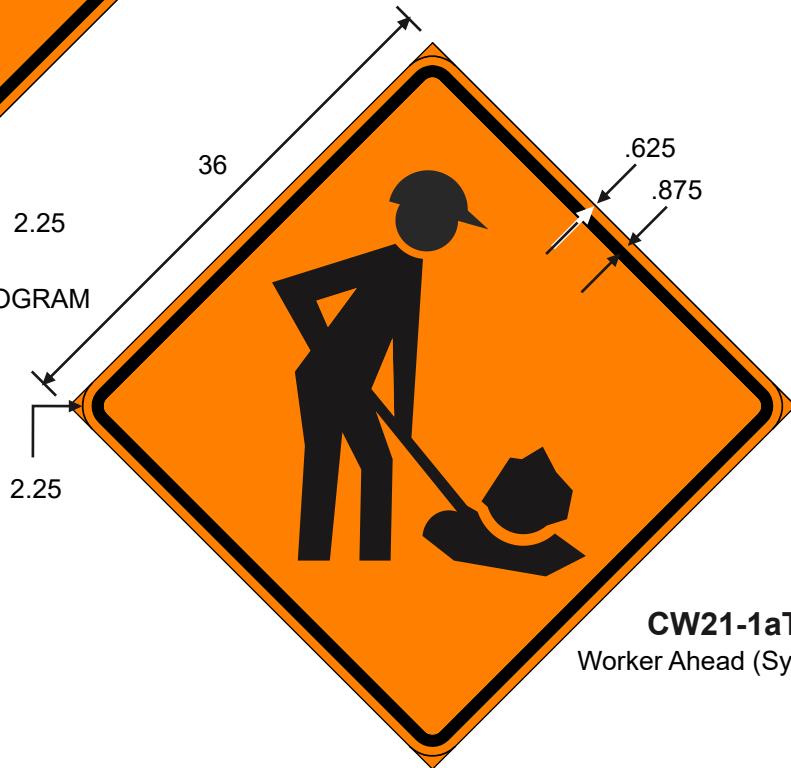
A	B	C	D	E	F	G	H	J
36	.625	.875	6C	2	12.5	2	3.375	2.25
48	.75	1.25	8C	2.625	16.75	2.75	4.5	3

COLORS: LEGEND - BLACK
BACKGROUND - ORANGE

TEXAS



CW29-1T
INMATE WORK PROGRAM



CW21-1aT
Worker Ahead (Symbol)

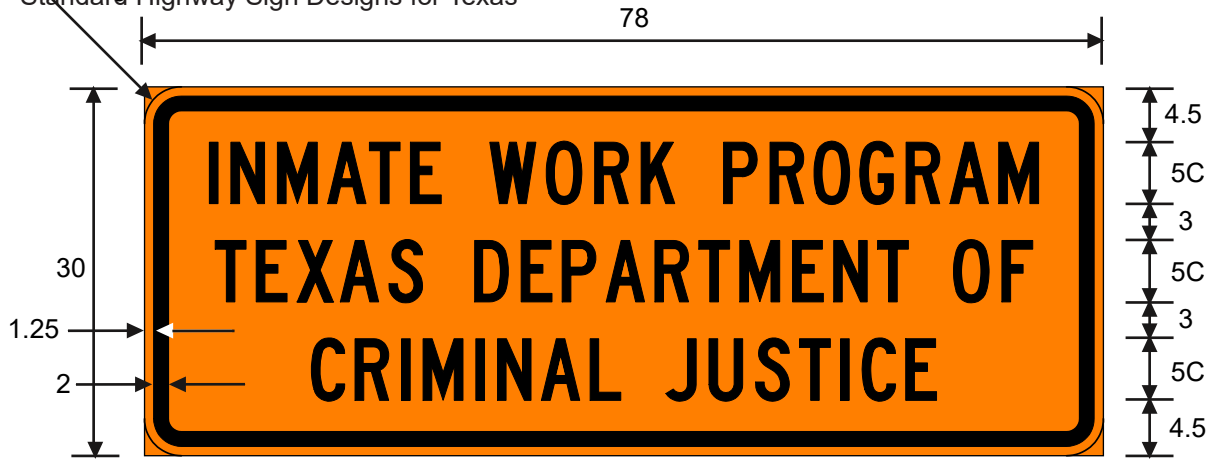
* See Symbol section for symbol design



CW29-1TP
INMATE WORK PROGRAM (Plaque)

COLORS: LEGEND - BLACK
BACKGROUND - ORANGE

TEXAS



CW29-2T

INMATE WORK PROGRAM TEXAS DEPARTMENT OF CRIMINAL JUSTICE

COLORS: LEGEND - BLACK
BACKGROUND - ORANGE



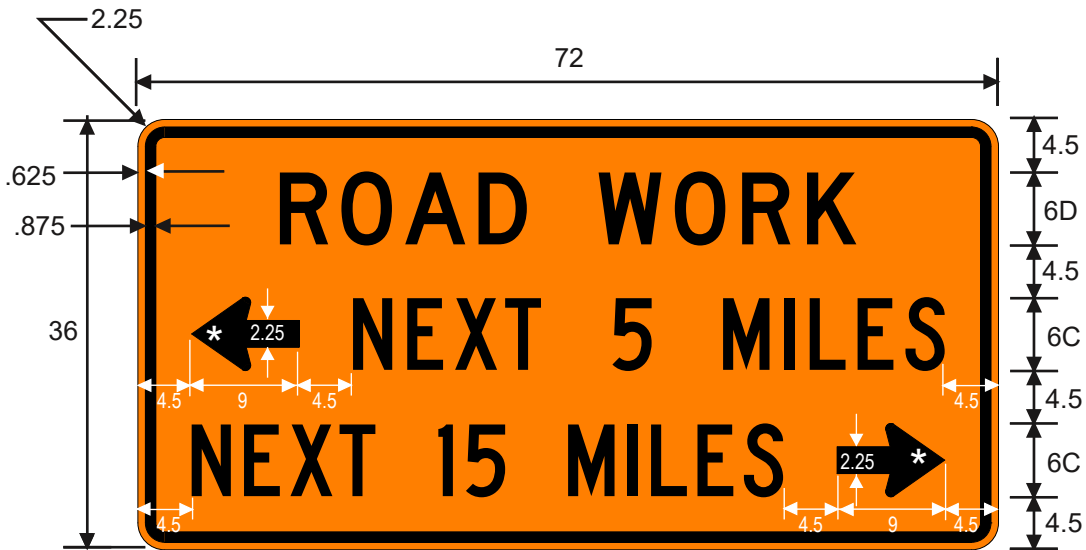
G20-1T

ROAD WORK NEXT X MILES

A	B	C	D	E	F	G	H	J
48	18	.375	.625	2.75	5D	2.5	5C	1.5
60	24	.375	.625	4	6D	4	6C	1.5

COLORS: LEGEND - BLACK
BACKGROUND - ORANGE

TEXAS



G20-1aT

ROAD WORK NEXT X MILES NEXT XX MILES (with Arrows)

COLORS: LEGEND - BLACK
BACKGROUND - ORANGE

* See Symbol section
for arrow design



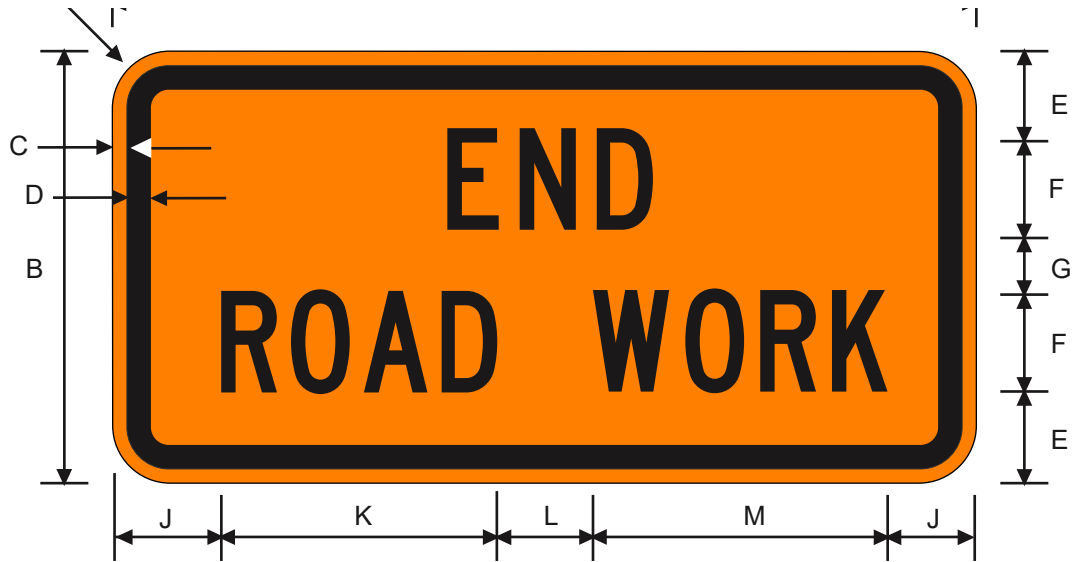
G20-1bTL (R)

ROAD WORK NEXT X MILES (with Arrow)

COLORS: LEGEND - BLACK
BACKGROUND - ORANGE

* See Symbol section
for arrow design

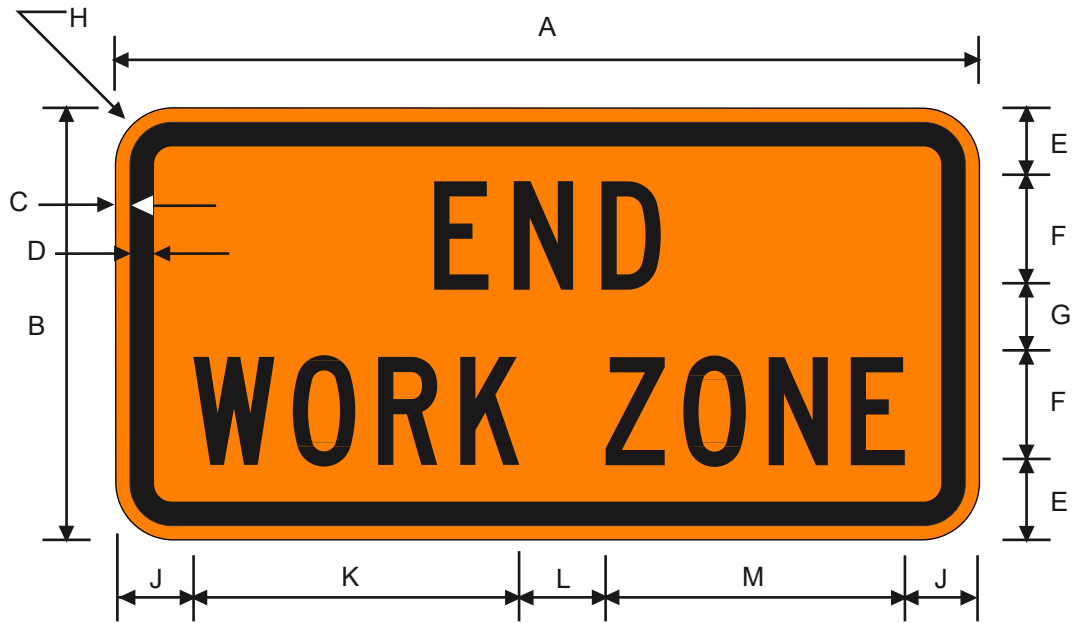
TEXAS



G20-2
END ROAD WORK

A	B	C	D	E	F	G	H	J	K	L	M
36	18	.375	.625	2.75	5C	2.5	1.5	3	12.71	3.75	13.54
48	24	.375	.625	4	6C	4	1.5	3.55	16.83	6	18.07

COLORS: LEGEND - BLACK
BACKGROUND - ORANGE

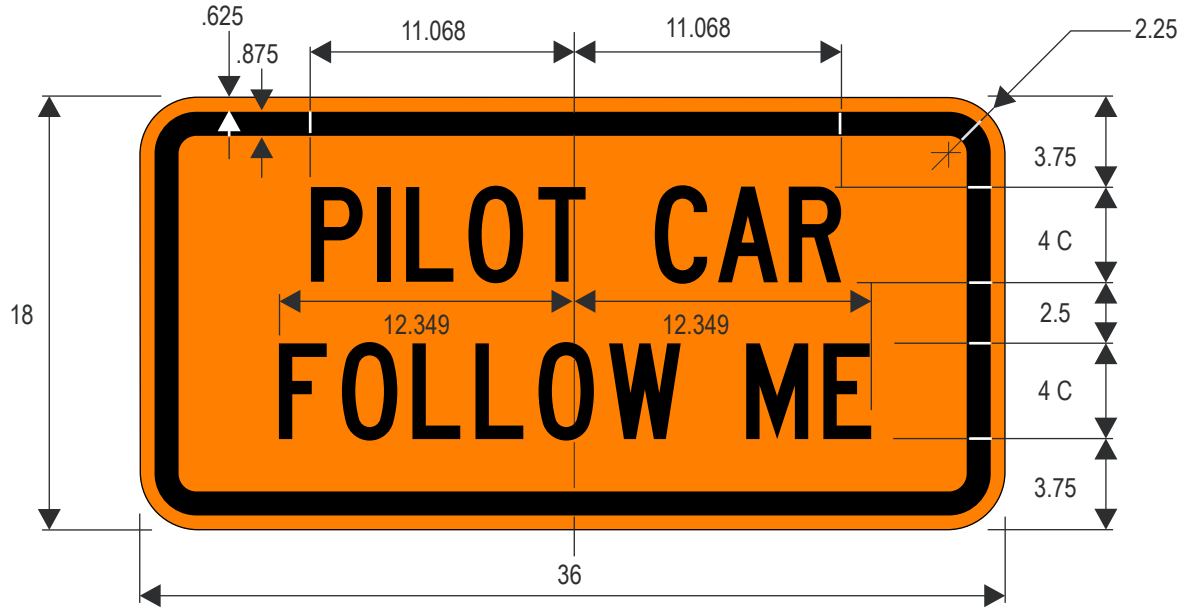


G20-2bT
END WORK ZONE

A	B	C	D	E	F	G	H	J	K	L	M
36	18	.375	.625	2.75	5C	2.5	1.5	3	13.75	3.75	12.5
48	24	.375	.625	4	6C	4	1.5	3.68	18.07	6	16.57

COLORS: LEGEND - BLACK
BACKGROUND - ORANGE

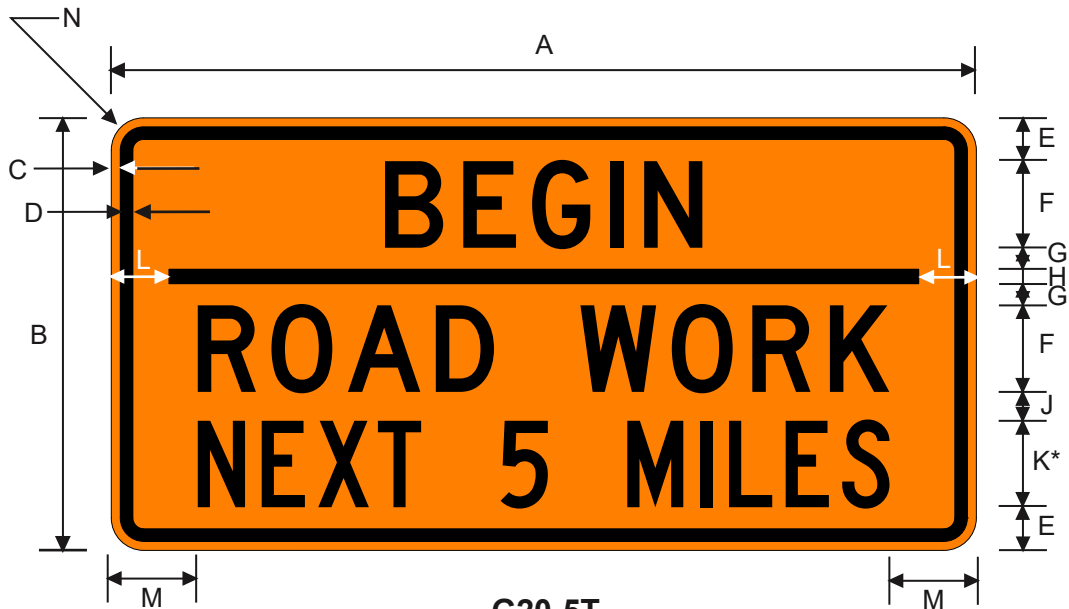
TEXAS



G20-4

PILOT CAR FOLLOW ME

COLORS: LEGEND - BLACK
BACKGROUND - ORANGE



G20-5T

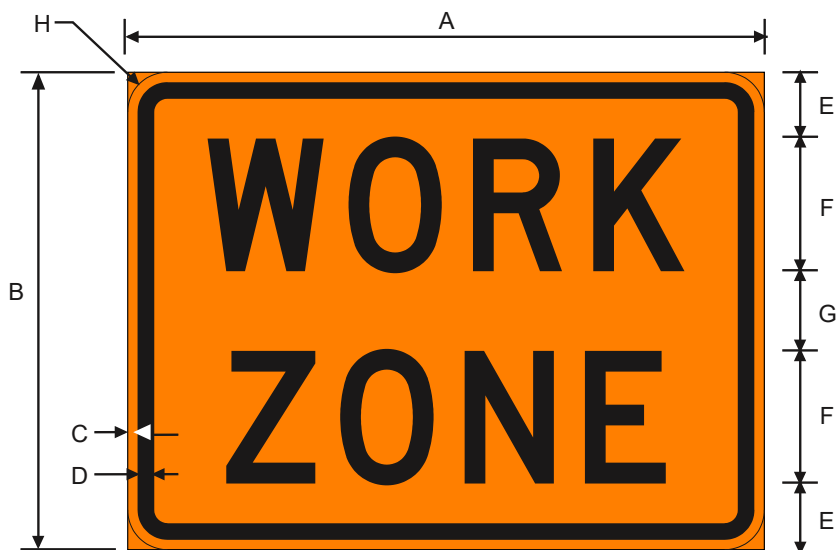
BEGIN ROAD WORK NEXT X MILES

* Reduced spacing

A	B	C	D	E	F	G	H	J	K	L	M	N
48	24	.375	.625	2.5	5D	.875	.75	1.5	5C	3	4	1.5
60	30	.375	.625	3	6D	1.5	1	2	6C	4	6	1.5

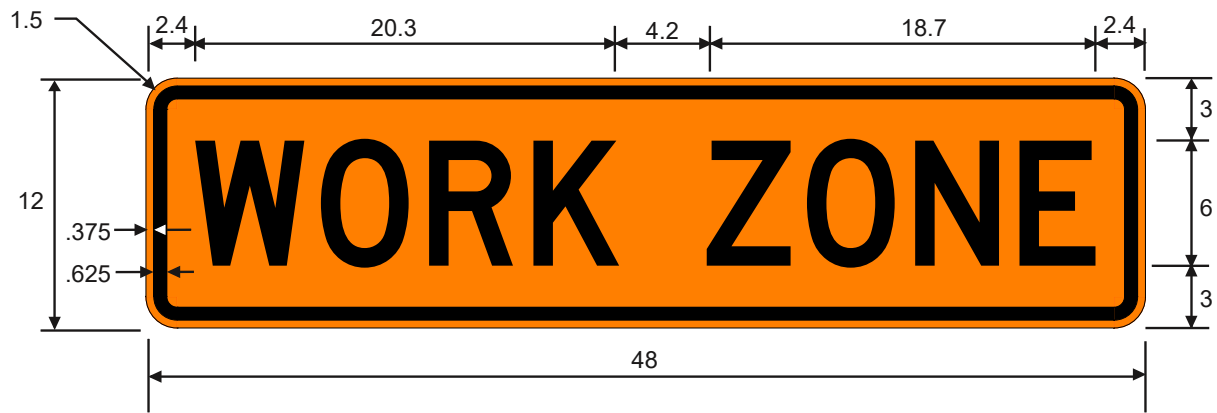
COLORS: LEGEND - BLACK
BACKGROUND - ORANGE

TEXAS



G20-5aP
WORK ZONE

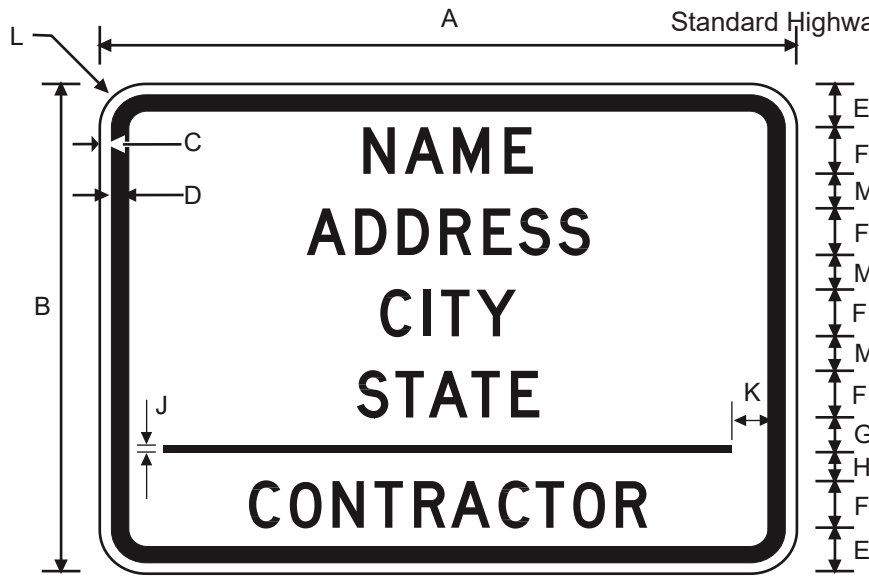
A	B	C	D	E	F	G	H
24	18	.375	.625	2.5	5D	3	1.5
36	24	.375	.625	4	6D	4	1.5



G20-5bPT
WORK ZONE

COLORS: LEGEND - BLACK
BACKGROUND - ORANGE

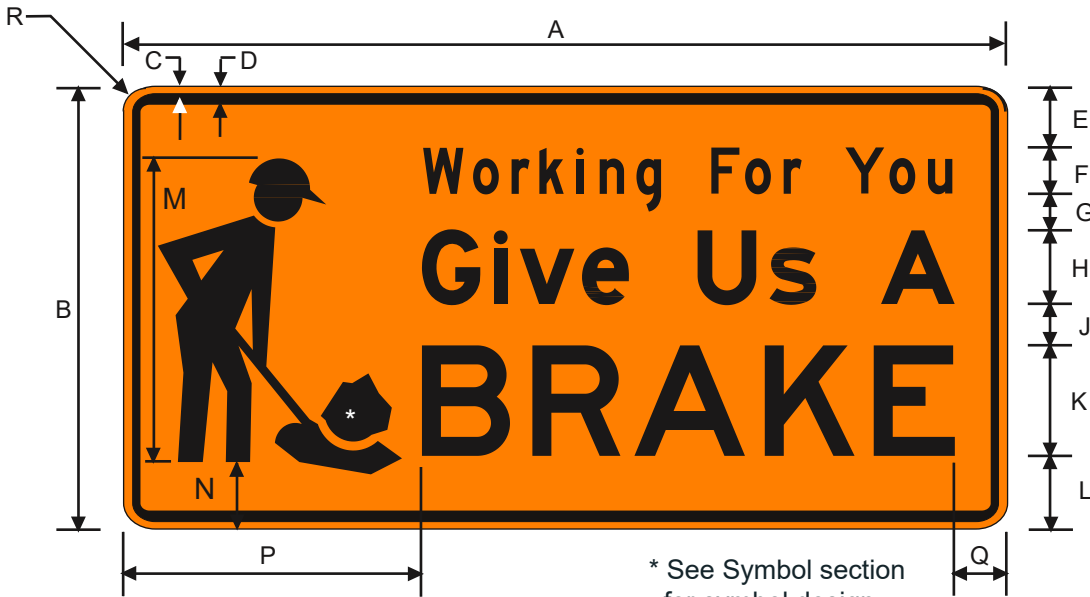
TEXAS



G20-6T
NAME ADDRESS CITY STATE CONTRACTOR

A	B	C	D	E	F	G	H	J	K	L	M
48	30	0.375	0.625	2.25	3D	2.125	1.625	0.5	3.5	1.5	2.25
60	42	0.75	1.25	3.75	4D	3	2.5	0.625	3.5	3	3

COLORS: LEGEND - BLACK
BACKGROUND - WHITE
BACKGROUND OPTION - ORANGE



G20-7T * See Symbol section for symbol design
WORKING FOR YOU GIVE US A BRAKE (with Symbol)

A	B	C	D	E	F	G	H	J	K	L	M	N	P	Q	R
96	48	.75	1	6.5	5D	4	8Em	4.5	12E	8	33	7.25	32.5	5.625	3
192	96	1.5	2	13	10D	8	16Em	9	24E	16	66	14.5	65	11.25	6

COLORS: LEGEND - BLACK
BACKGROUND - ORANGE

TEXAS



G20-9TP
 BEGIN WORK ZONE (Plaque)

A	B	C	D	E	F	G	H
24	24	.375	.625	2.5	5D	2	1.5
36	30	.375	.625	3	6D	3	1.5

COLORS: LEGEND - BLACK
 BACKGROUND - ORANGE

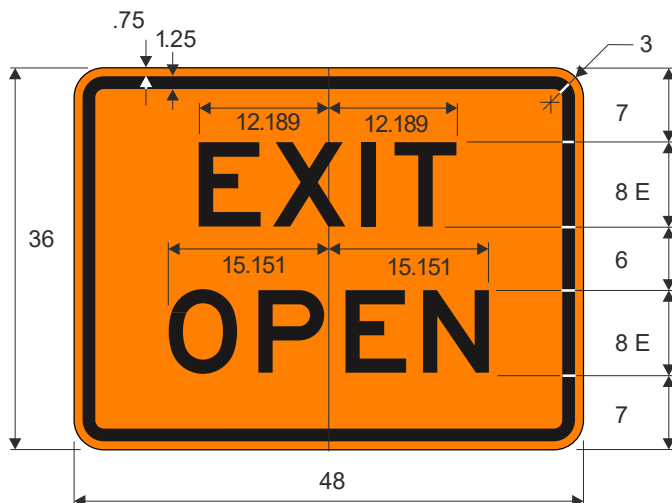
TEXAS



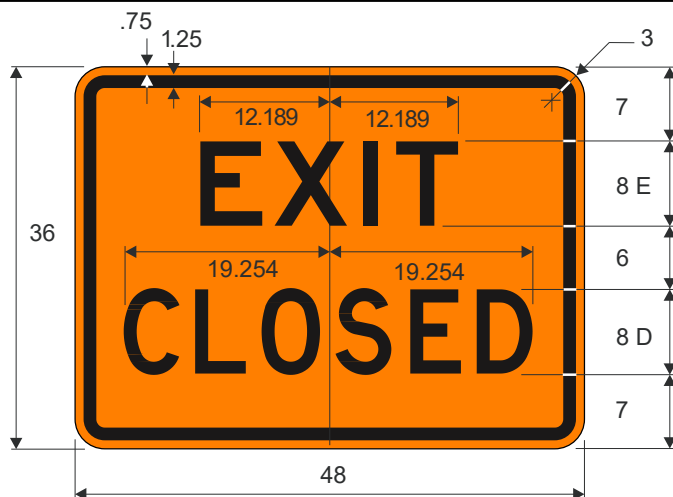
G20-10T
 STAY ALERT TALK OR TEXT LATER (with Symbol)

COLORS: LEGEND - BLACK
 BACKGROUND - FLUORESCENT YELLOW
 LEGEND - BLACK
 BACKGROUND - ORANGE
 SYMBOL - BLACK, WHITE

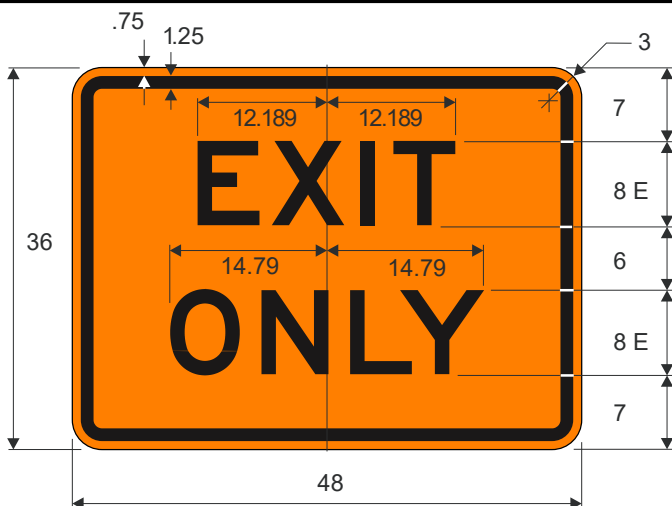
TEXAS



E5-2
EXIT OPEN



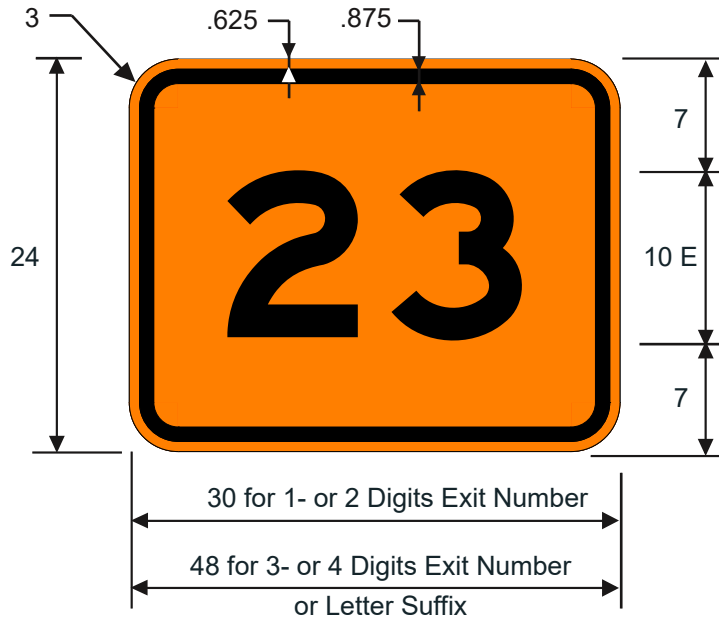
E5-2a
EXIT CLOSED



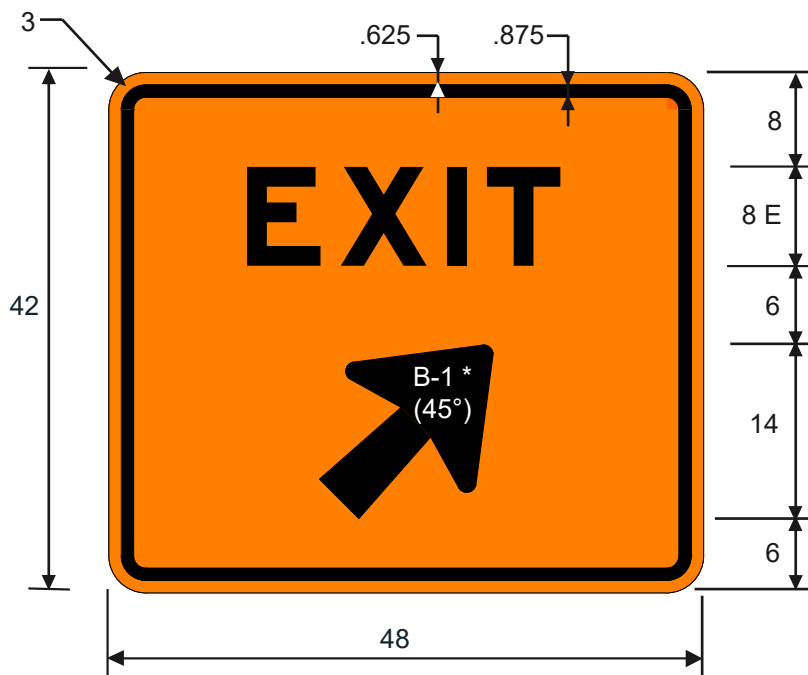
E5-3
EXIT ONLY

COLORS: LEGEND - BLACK
BACKGROUND - ORANGE

TEXAS



E5-4aTP
Exit Number (Plaque)

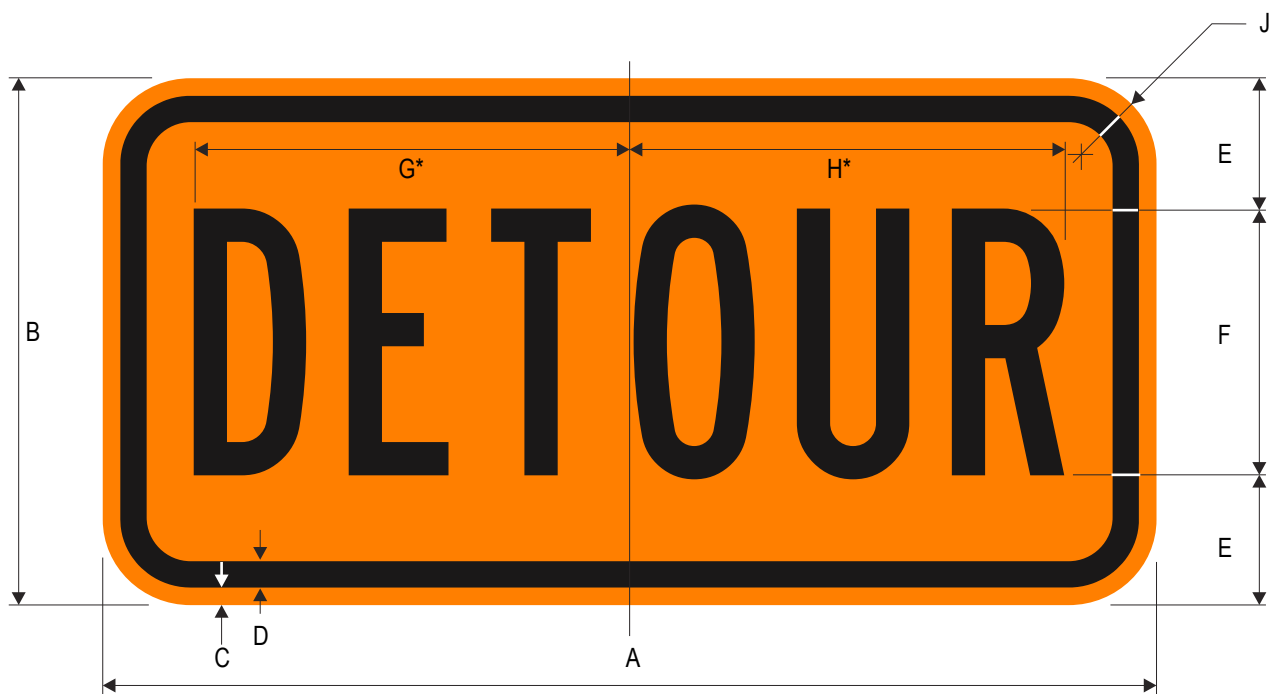


E5-4aT
EXIT GORE (with 45 Degree Arrow)

* See Symbol section for symbol design

COLORS: LEGEND - BLACK
BACKGROUND - ORANGE

TEXAS



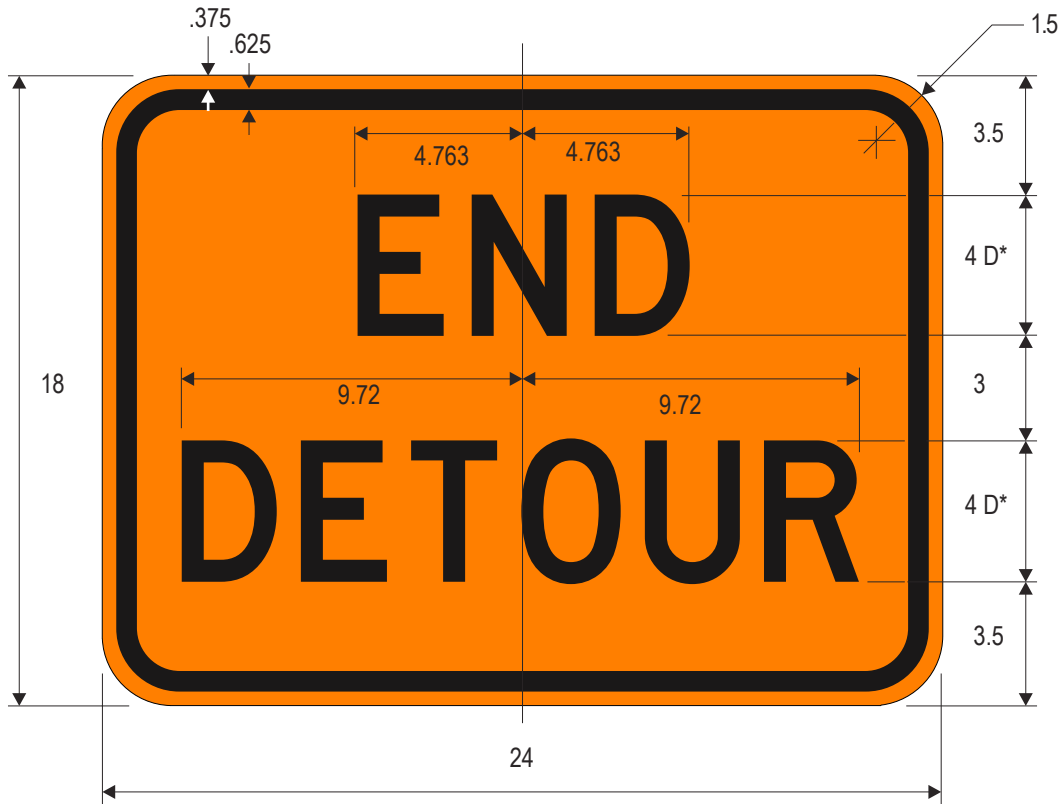
M4-8
DETOUR

* Reduce spacing 20%

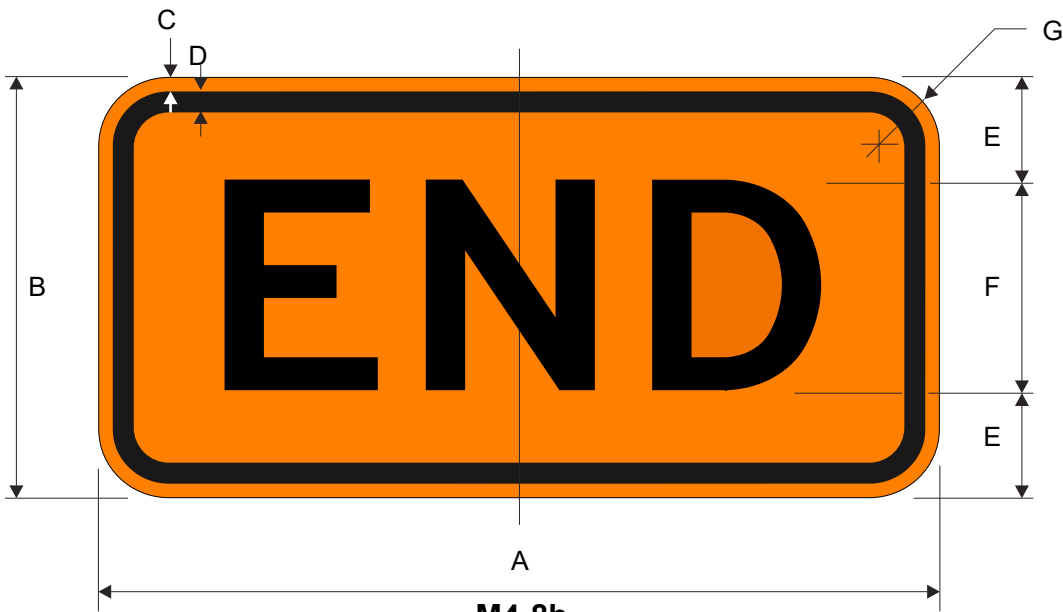
A	B	C	D	E	F	G	H	J
12**	6	0.375	0.375	1.5	3B	4.653	4.778	1.5
24	12	0.375	0.625	3	6B	9.243	9.618	1.5
30	15	0.375	0.625	3.5	8B	12.324	12.824	1.5

** For bicycle use

COLORS: LEGEND - BLACK
BACKGROUND - ORANGE



M4-8a
END DETOUR



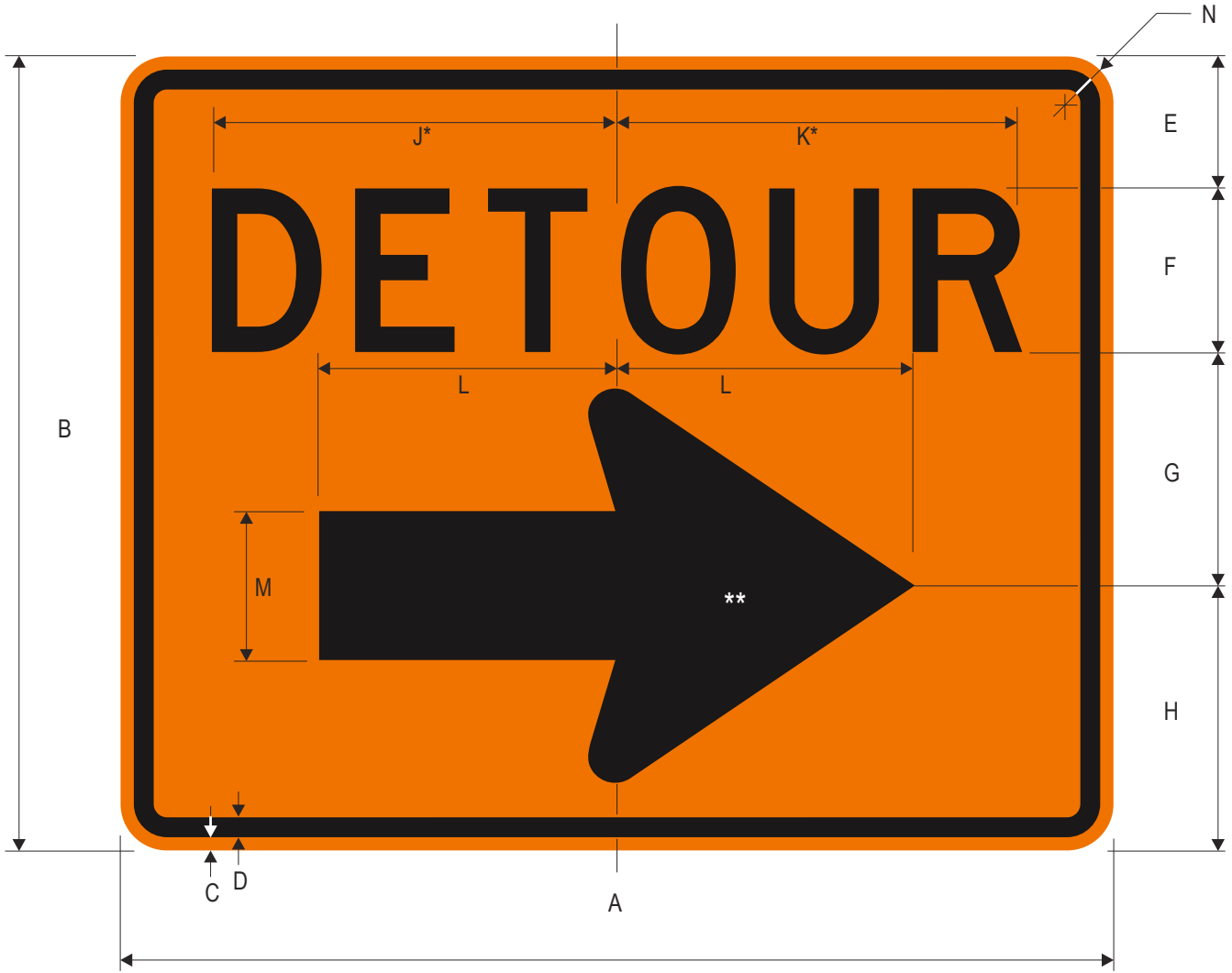
M4-8b
END

A	B	C	D	E	F	G
24	12	.375	.625	3	6E	1.5
30	15	.375	.625	3.5	8E	1.5

TEXAS ▶

COLORS: LEGEND - BLACK
BACKGROUND - ORANGE

TEXAS



M4-9R
DETOUR (with Arrow)




M4-9L

* Reduce spacing 40%

** See Symbol section
for arrow design

A	B	C	D	E	F	G	H	J	K	L	M	N
30	24	.375	.625	4	5D	7	8	11.5	12	9	4.5	1.5
48	36	.625	.875	6	8D	10	12	19.5	20.25	13.25	7	2.25
60	48	.75	1.25	8	10D	14	16	23	24	18	9	3

COLORS: LEGEND - BLACK
BACKGROUND - ORANGE



M4-9S
DETOUR (Up Arrow)

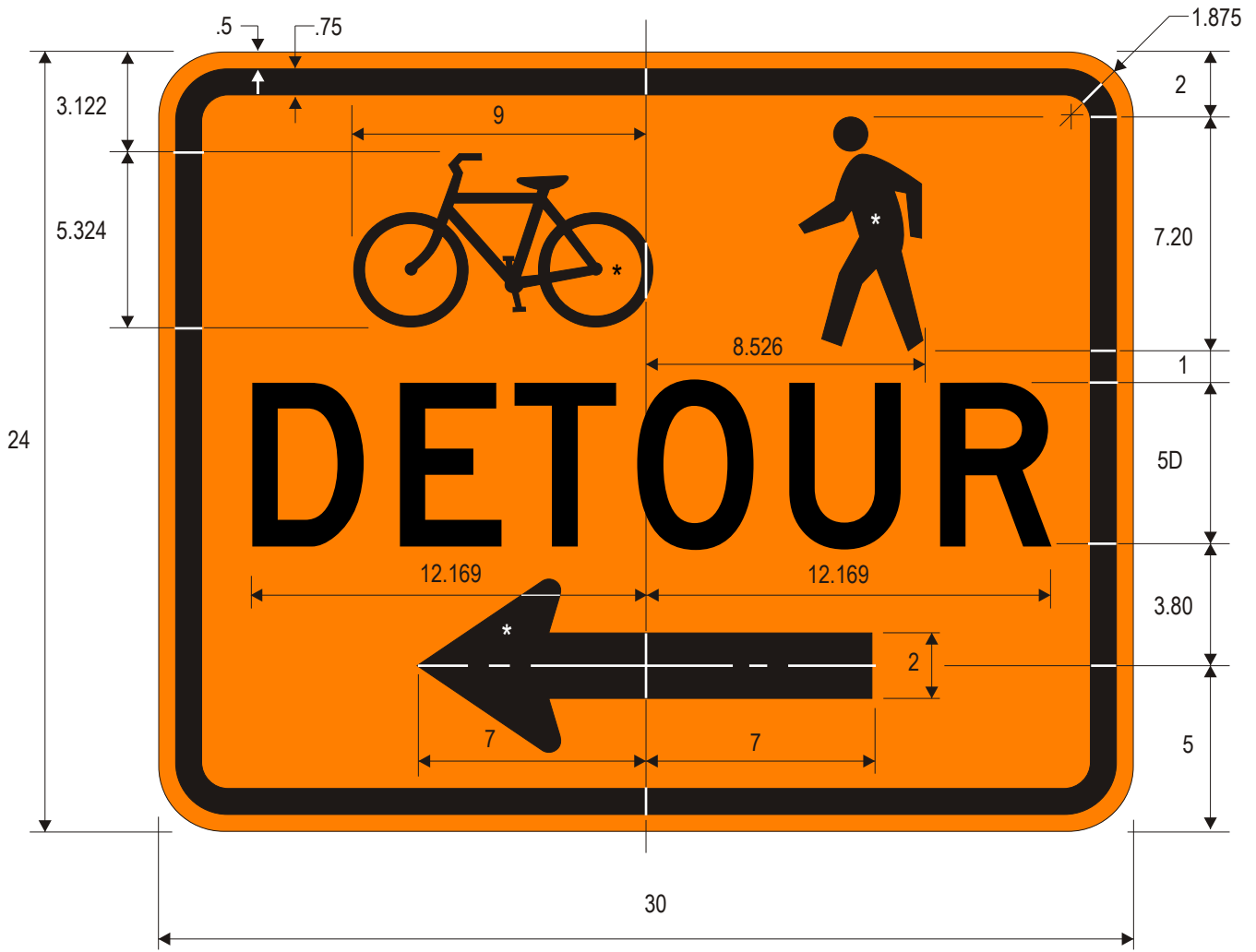
* Reduce spacing 40%

** See Symbol section
for arrow design

A	B	C	D	E	F	G	H	J	K	L	M	N
30	24	.375	.625	4	5D	1.8	2.7	11.5	12	10.5	3.5	1.5
48	36	.625	.875	6	8D	1.9	3.35	19.5	20.25	16.75	5.5	2.25
60	48	.75	1.25	8	10D	3.5	5.5	23	24	21	7	3

COLORS: LEGEND - BLACK
BACKGROUND - ORANGE

TEXAS



M4-9aL

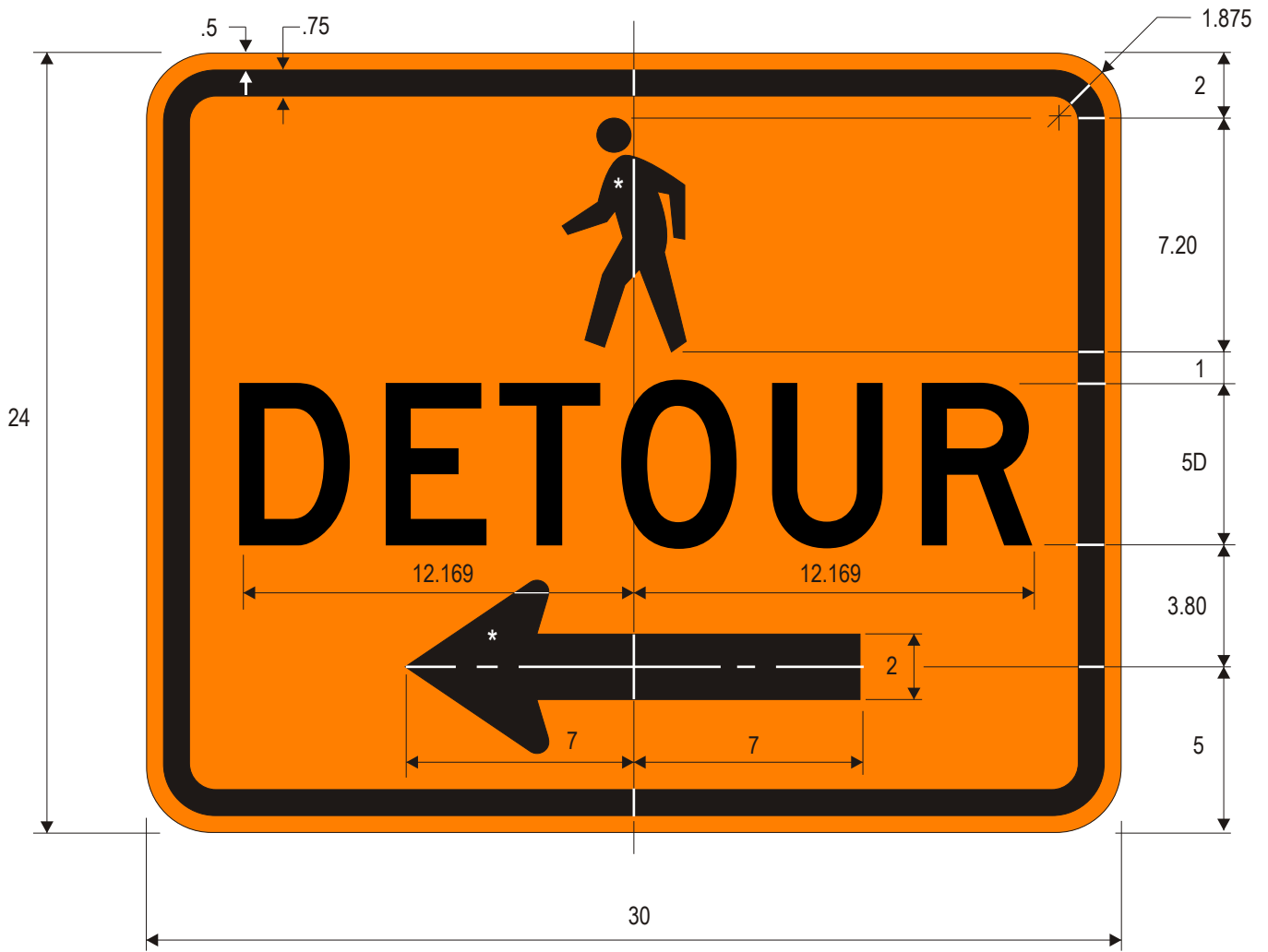
Bike -Pedestrian DETOUR (with Symbol and Arrow)

* See Symbol section for bike, pedestrian and arrow design



M4-9aR

COLORS: LEGEND - BLACK
BACKGROUND - ORANGE



M4-9bL

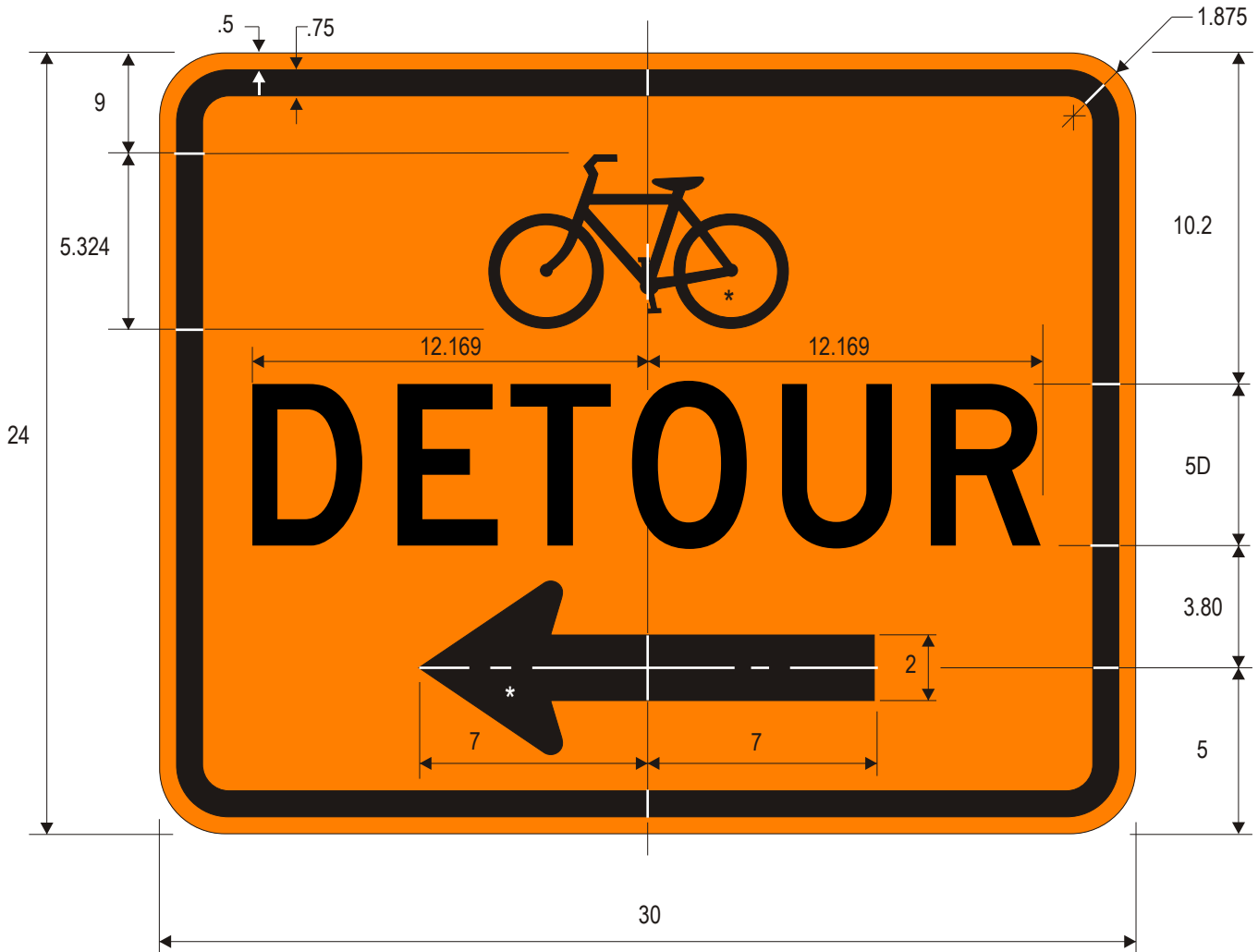
Pedestrian DETOUR (with Symbol and Arrow)



M4-9bR

* See Symbol section for bike, pedestrian and arrow design

COLORS: LEGEND - BLACK
BACKGROUND - ORANGE



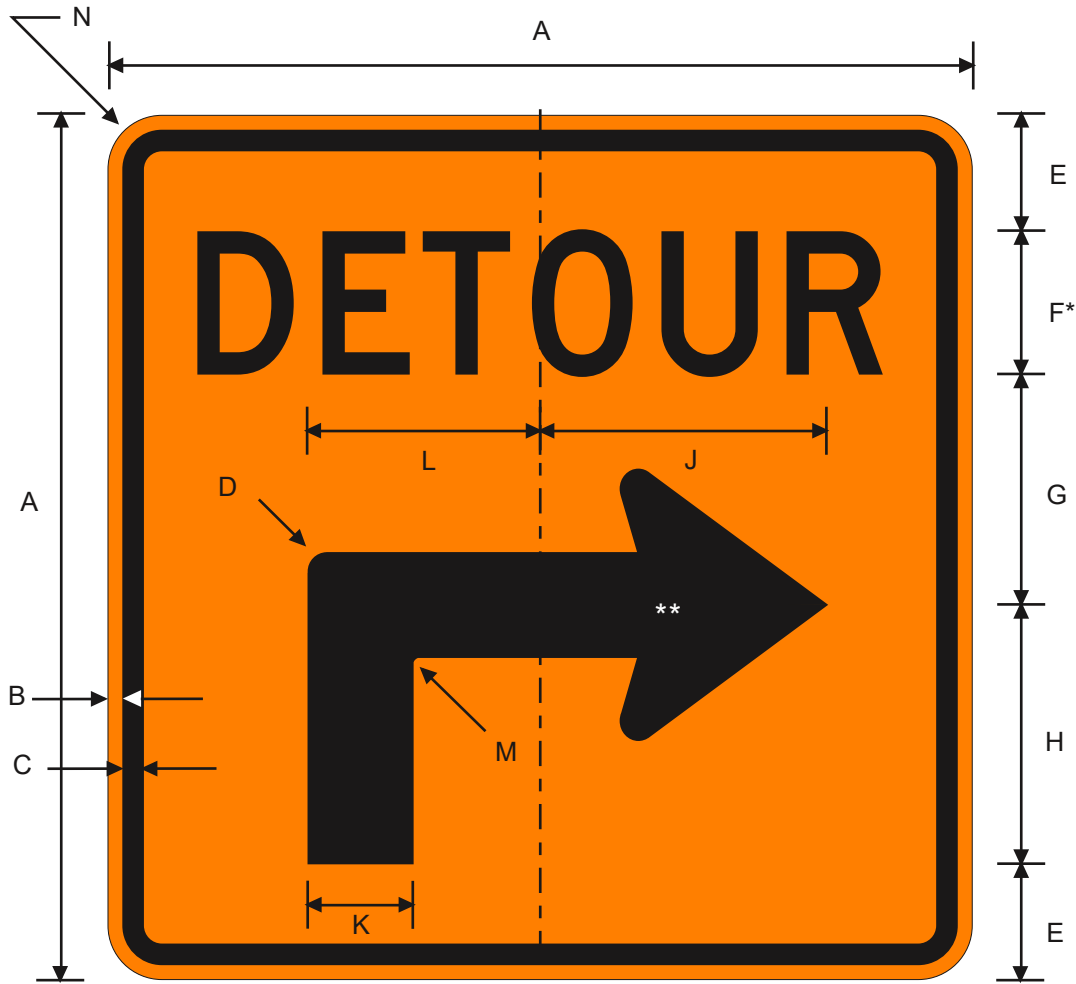
M4-9cL



M4-9cR

* See Symbol section for bike, pedestrian and arrow design

COLORS: LEGEND - BLACK
BACKGROUND - ORANGE



M4-9TR
DETOUR (with Arrow)



M4-9TL

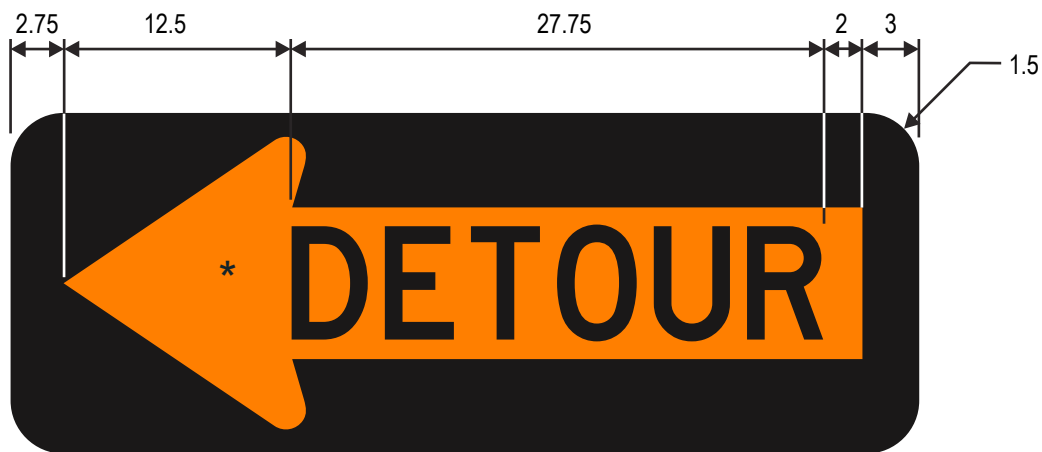
* Reduce spacing 40%

** See Symbol section for arrow design

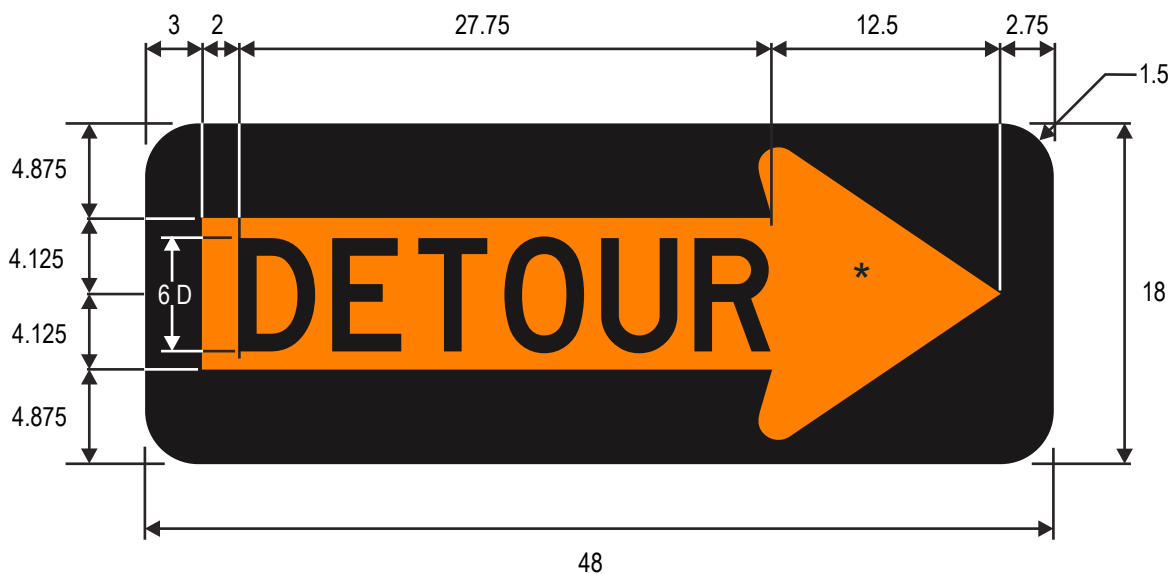
A	B	C	D	E	F	G	H	J	K	L	M	N
30	.5	.75	.5625	4	5D	8	9	10	3.5	8	.375	1.875
48	.75	1.25	.875	6	8D	14	14	16	5.5	12.75	.625	2.25
60	1	1.5	1	8	10D	17	17	20	7	16.25	.75	3.75

COLORS: LEGEND - BLACK
BACKGROUND - ORANGE

TEXAS




M4-10L
DETOUR(Arrow)



M4-10R
DETOUR(Arrow)

* See Symbol section
for arrow design

COLORS: LEGEND - BLACK
BACKGROUND - ORANGE



M4-11TP
TEMPORARY (Plaque)

A	B	C	D	E	F	G
60	12	.375	.625	3.5	5D	1.875
72	12	.375	.625	3	6D	1.875

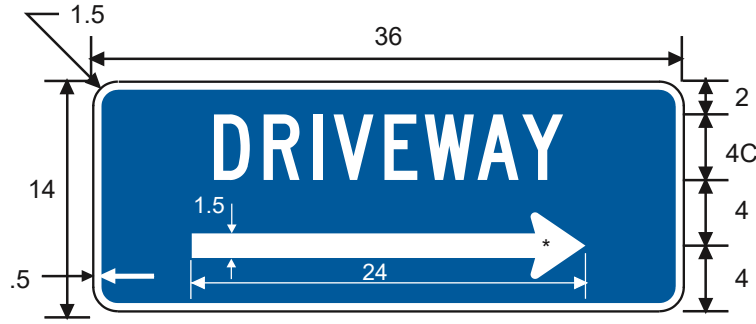
COLORS: LEGEND - BLACK
BACKGROUND - ORANGE



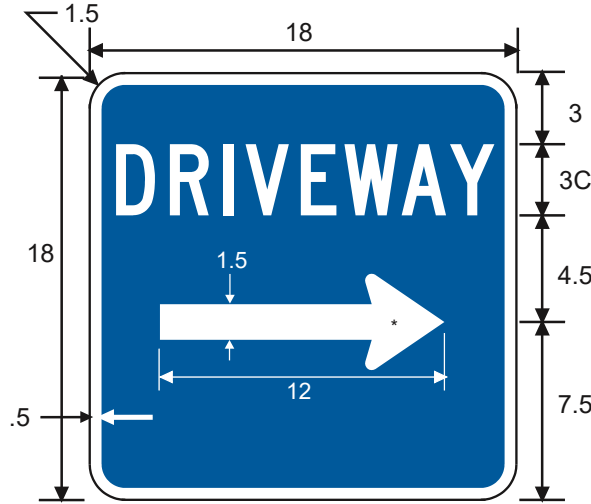
M4-12T
Street Name

COLORS: LEGEND - BLACK
BACKGROUND - ORANGE

TEXAS



D70
DRIVEWAY (with Arrow) (Blue)



D70a
DRIVEWAY (with Arrow) (Blue)

* See Symbol section for arrow design



D70S
SHOPPING MALL DRIVEWAY (with Arrow) (Blue)



D70R
RESTAURANT DRIVEWAY
(with Arrow) (Blue)



D70G
GAS DRIVEWAY
(with Arrow) (Blue)



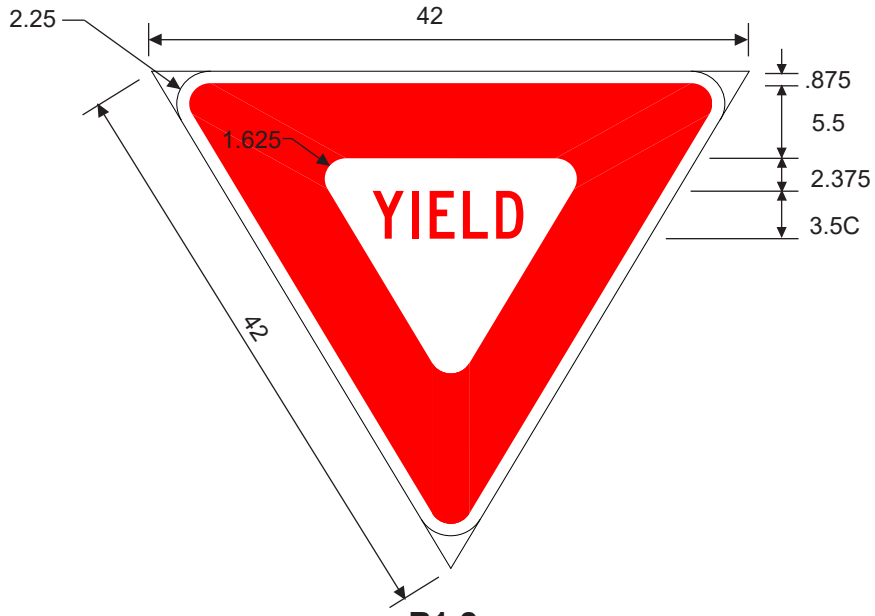
D70B
BUSINESS DRIVEWAY
(with Arrow) (Blue)



D70M
MOTEL DRIVEWAY
(with Arrow) (Blue)

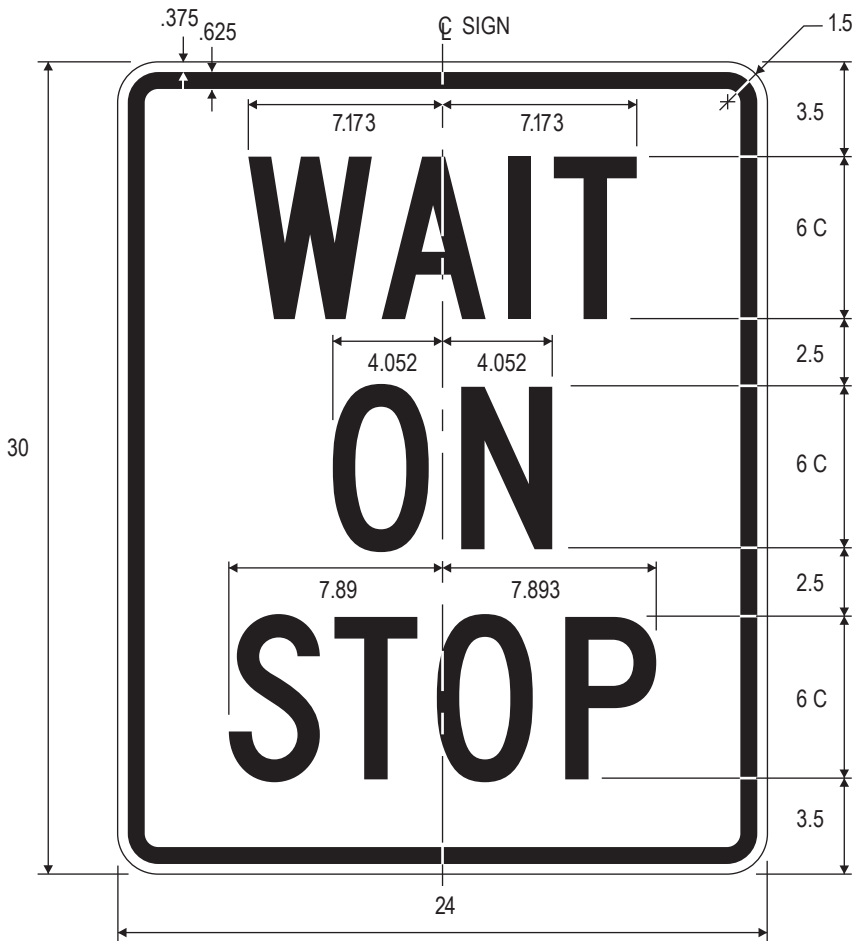
COLORS: LEGEND - WHITE
BACKGROUND - BLUE

TEXAS



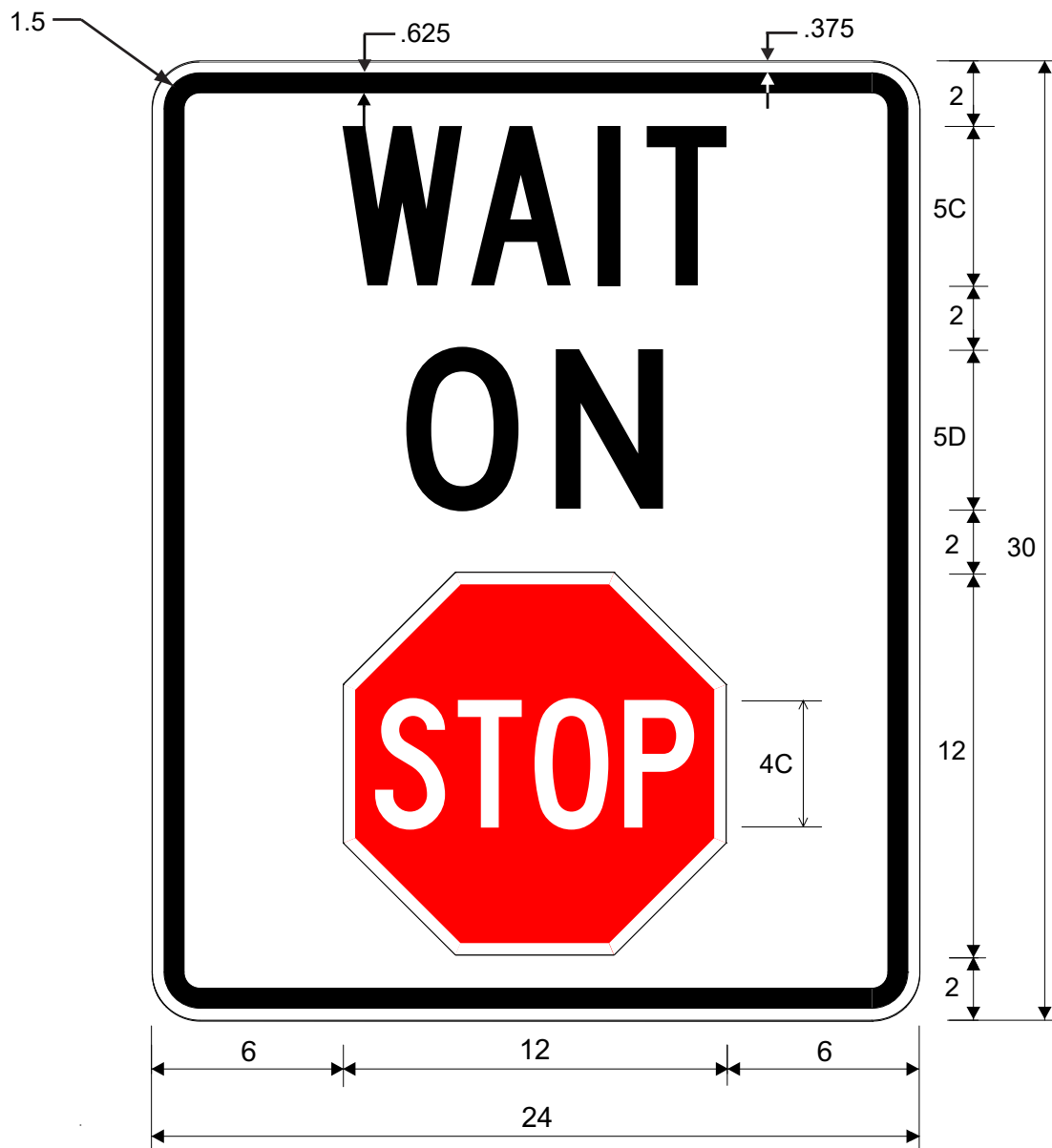
R1-2
YIELD

COLORS: LEGEND - RED
BACKGROUND - RED/WHITE



R1-7
WAIT ON STOP

COLORS: LEGEND - BLACK
BACKGROUND - WHITE



R1-7aT
WAIT ON STOP

COLORS: LEGEND - BLACK
BACKGROUND - WHITE



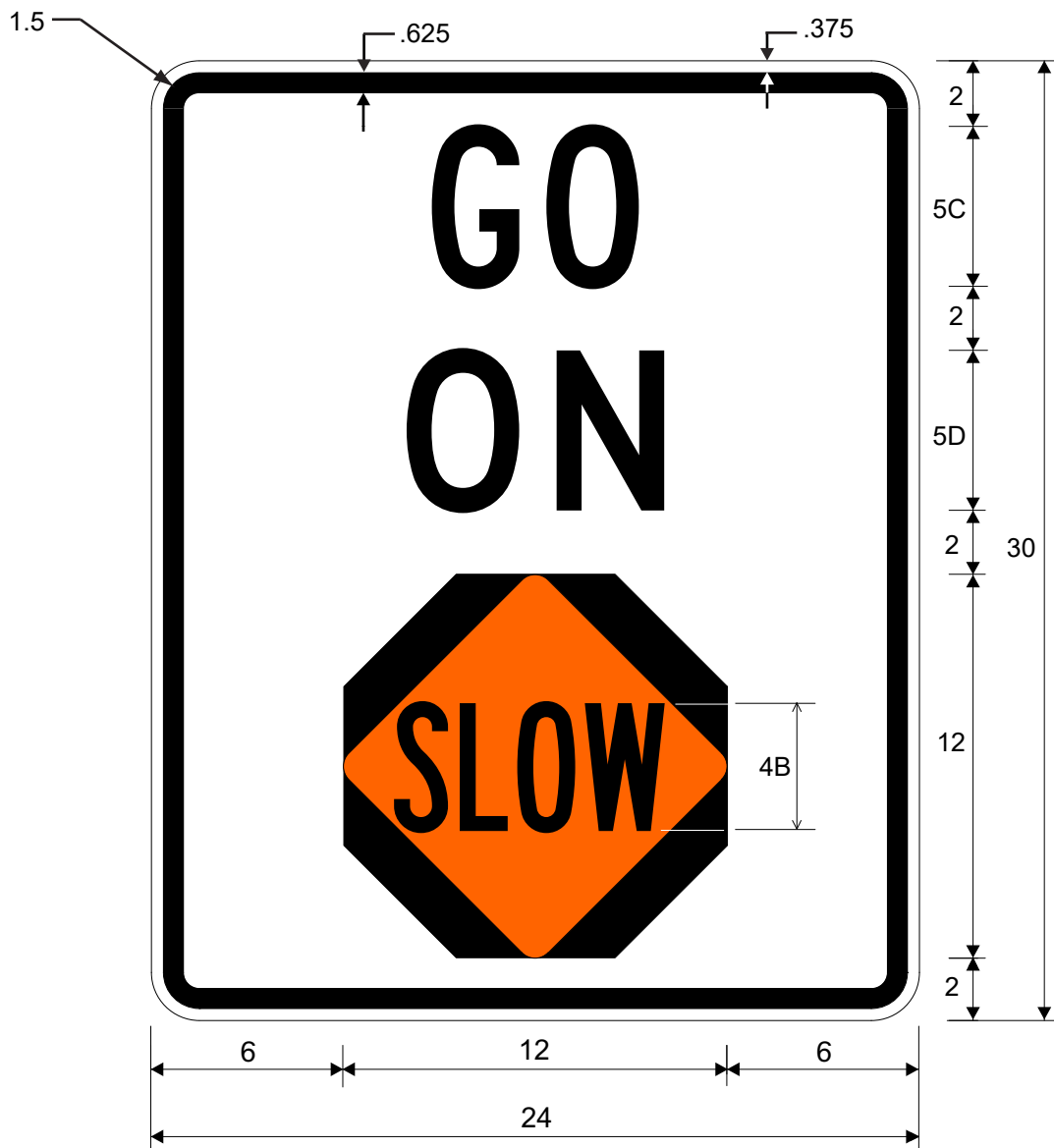
COLORS: LEGEND - WHITE
BACKGROUND - RED

TEXAS



R1-8
GO ON SLOW

COLORS: LEGEND - BLACK
BACKGROUND - WHITE



R1-8aT
GO ON SLOW

COLORS: LEGEND - BLACK
BACKGROUND - WHITE (RETROREFLECTIVE)



COLORS: LEGEND - BLACK (REDUCE SPACING 45%)
BACKGROUND - ORANGE
BLACK

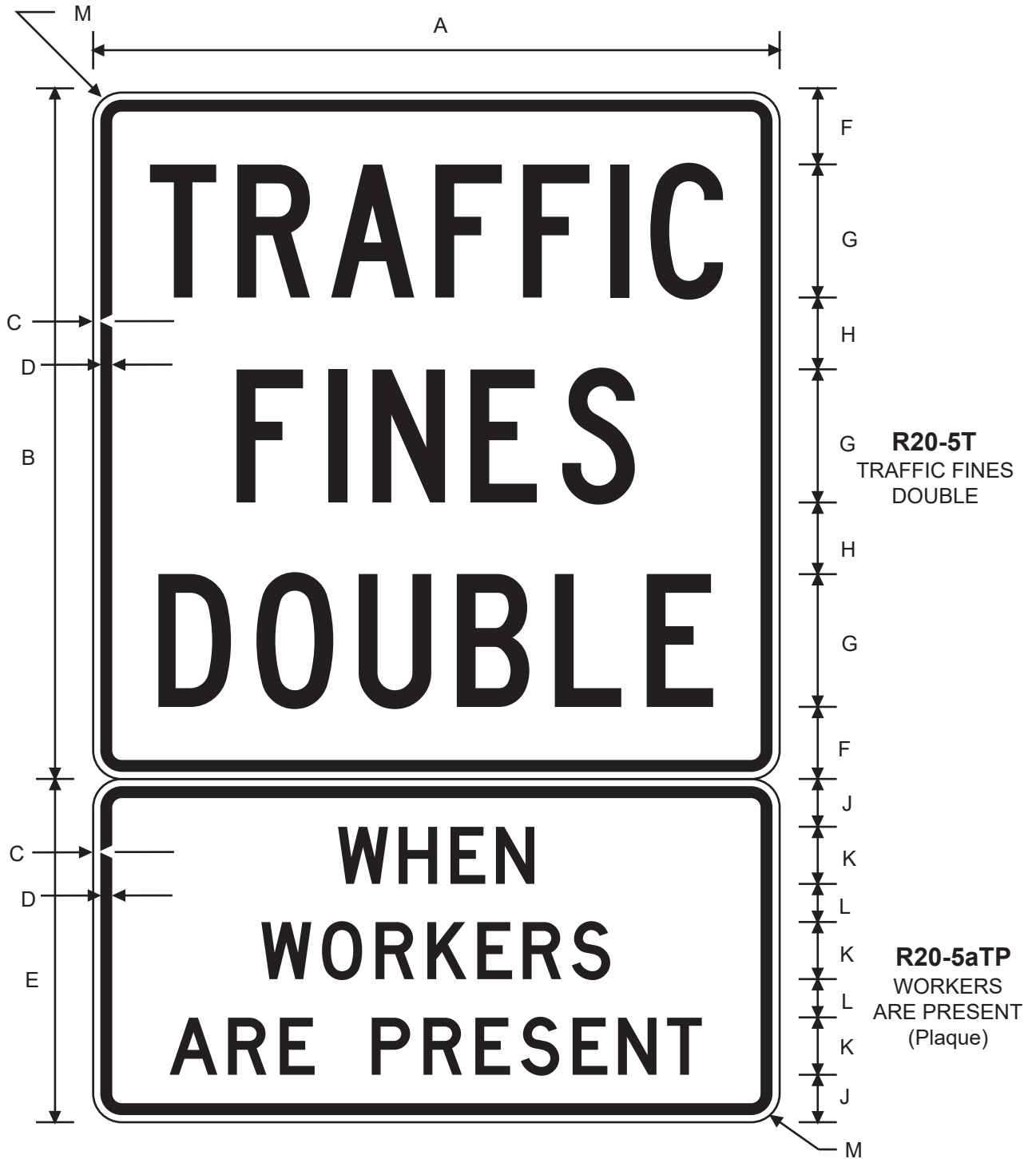
TEXAS



R20-3T
OBEY WARNING SIGNS STATE LAW

COLORS: LEGEND - BLACK
BACKGROUND - WHITE

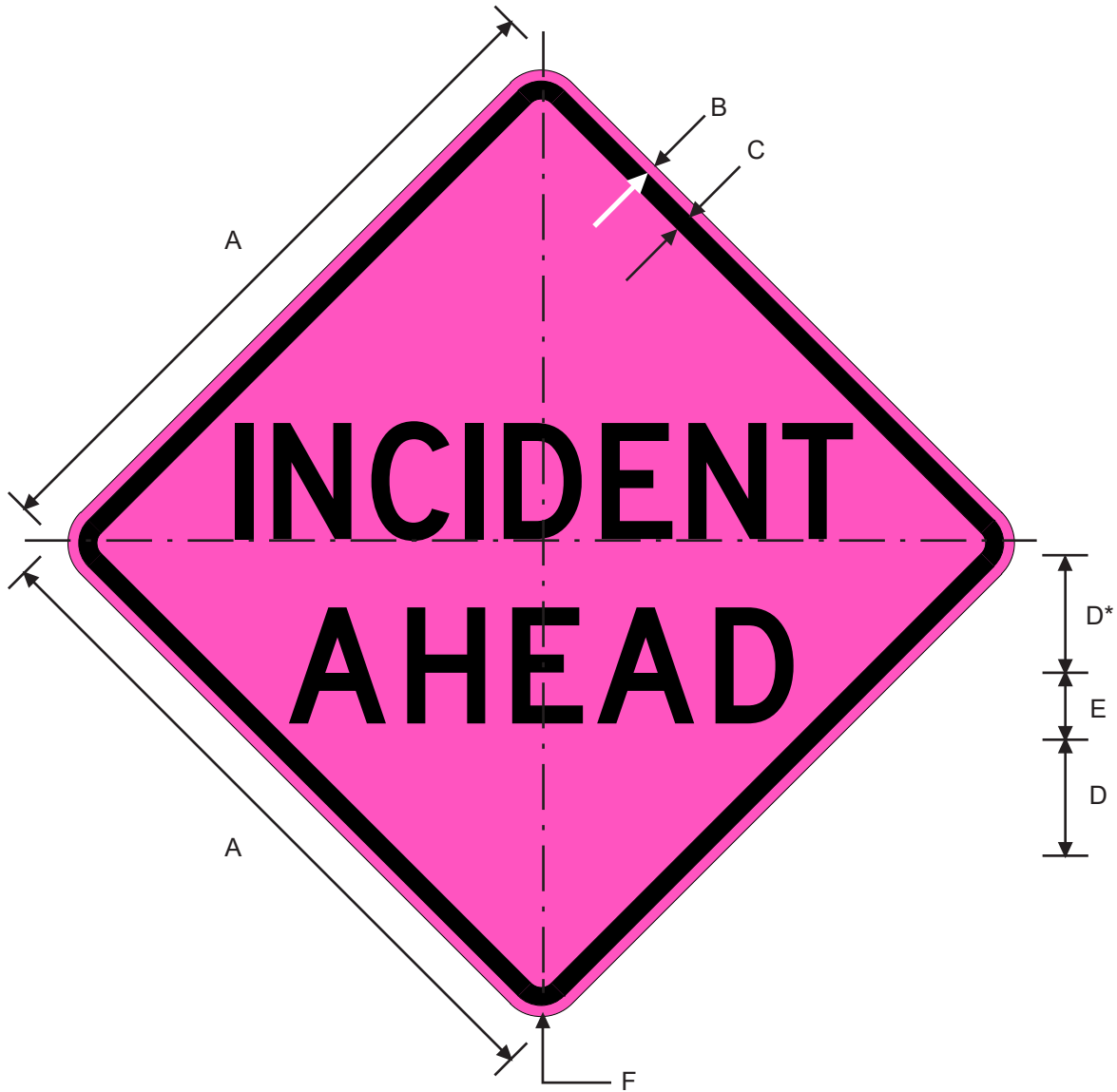
TEXAS



A	B	C	D	E	F	G	H	J	K	L	M
24	30	.375	.625	12	4.5	5C	3	1.75	2D	1.25	1.5
36	36	.375	.625	18	3.75	7C	3.75	2.5	3D	2	1.5

COLORS: LEGEND - BLACK
BACKGROUND - WHITE

TEXAS



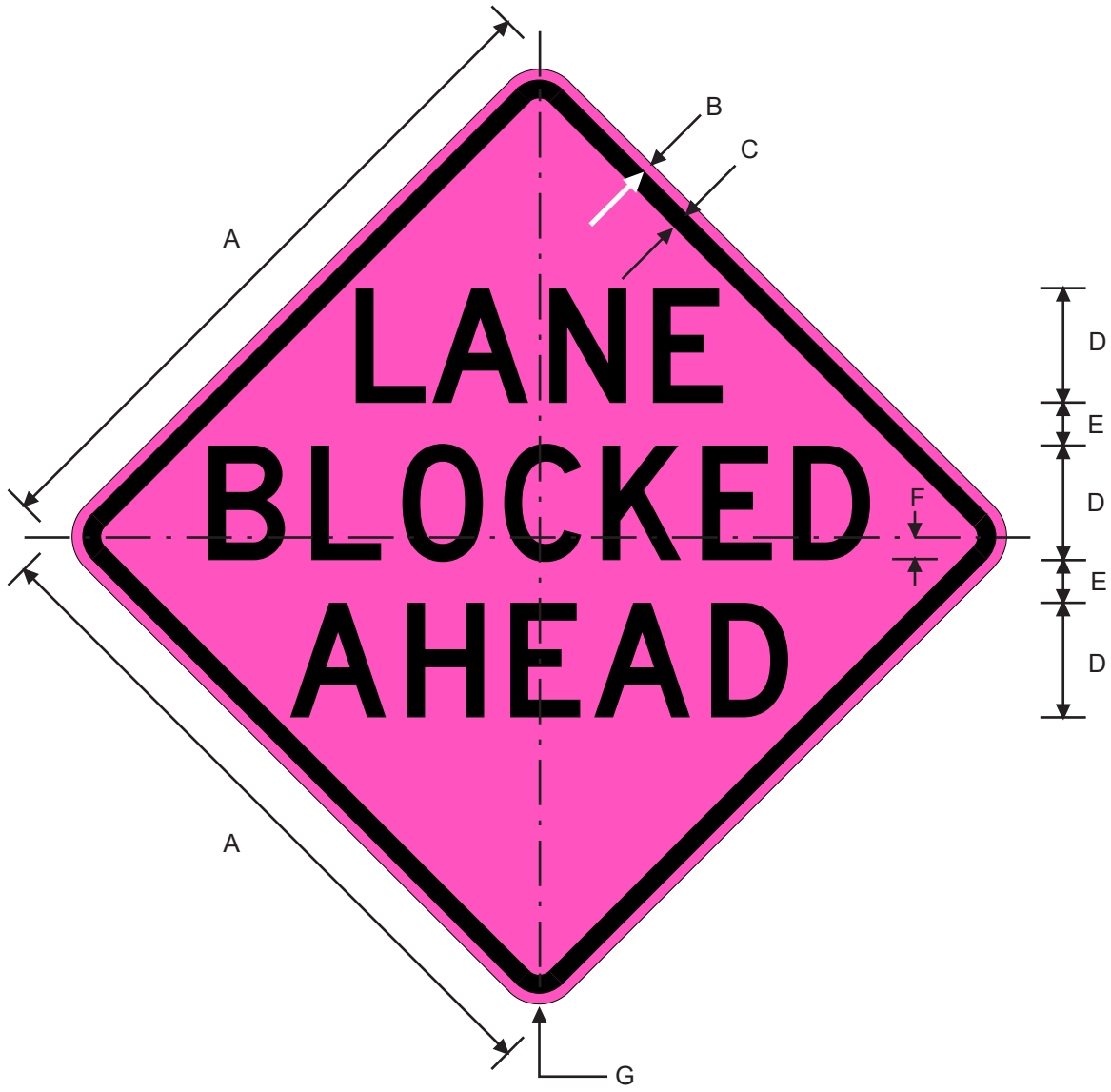
* Reduce spacing 25%

IM1-1
WORKERS ARE PRESENT (Plaque)

A	B	C	D	E	F
36	.625	.875	6D	3.5	2.25
48	.75	1.25	8D	4.5	3

COLORS: LEGEND - BLACK
BACKGROUND - PINK

TEXAS

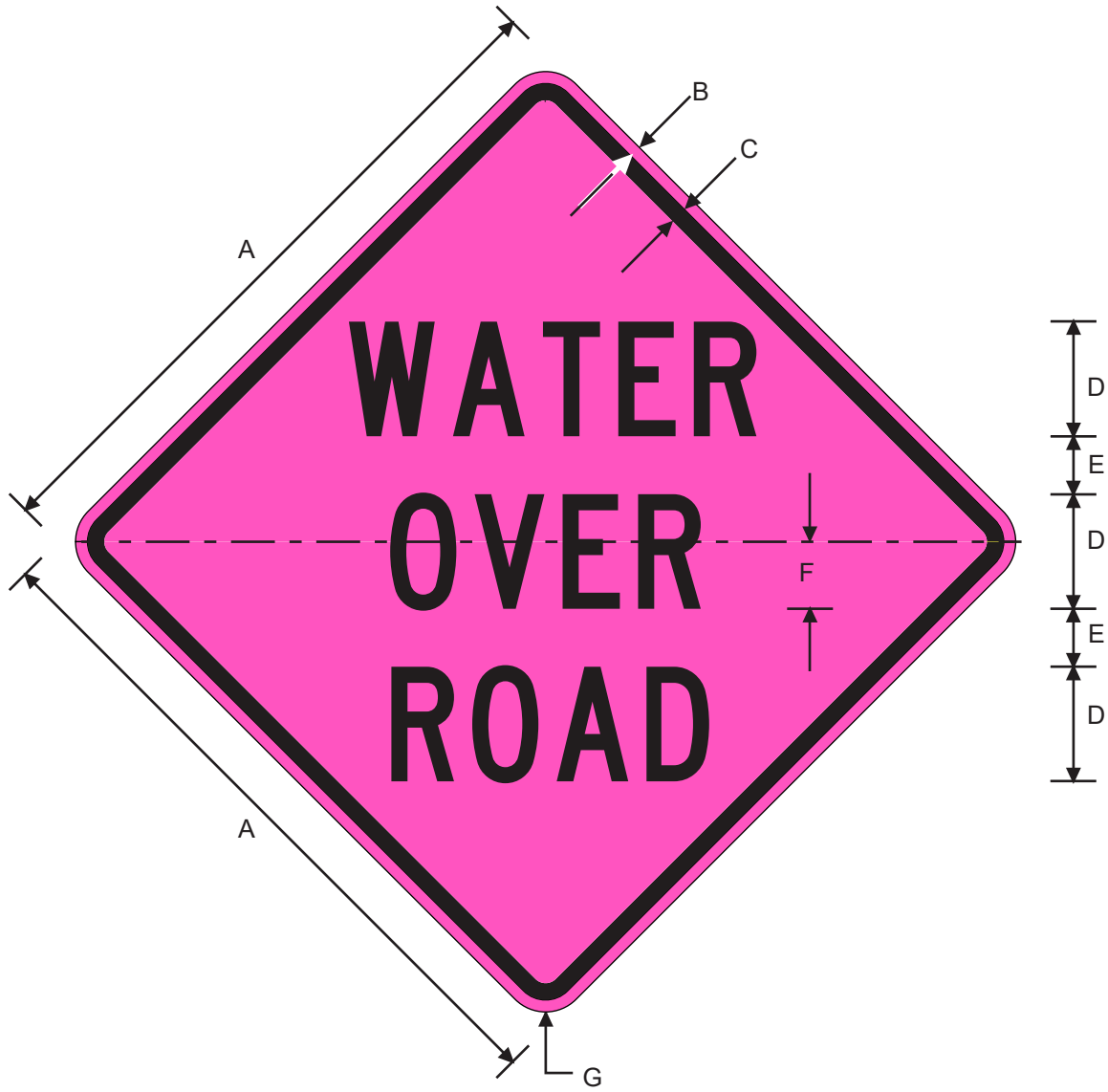


IM2-1
LANE BLOCK AHEAD (Pink)

A	B	C	D	E	F	G
36	.625	.875	6D	2.5	1.25	2.25
48	.75	1.25	8D	3	1.5	3

COLORS: LEGEND - BLACK
BACKGROUND - PINK

TEXAS



IM3-1
WATER OVER ROAD (Pink)

A	B	C	D	E	F	G
30	.5	.75	5C	3	4	1.875
36	.625	.875	6C	3	3.5	2.25

COLORS: LEGEND - BLACK
BACKGROUND - PINK

TEXAS