


Standard Highway Sign Designs for Texas



**Drawings may not be drawn to scale.
Do not photocopy for manufacturing.**

(This page left intentionally blank)

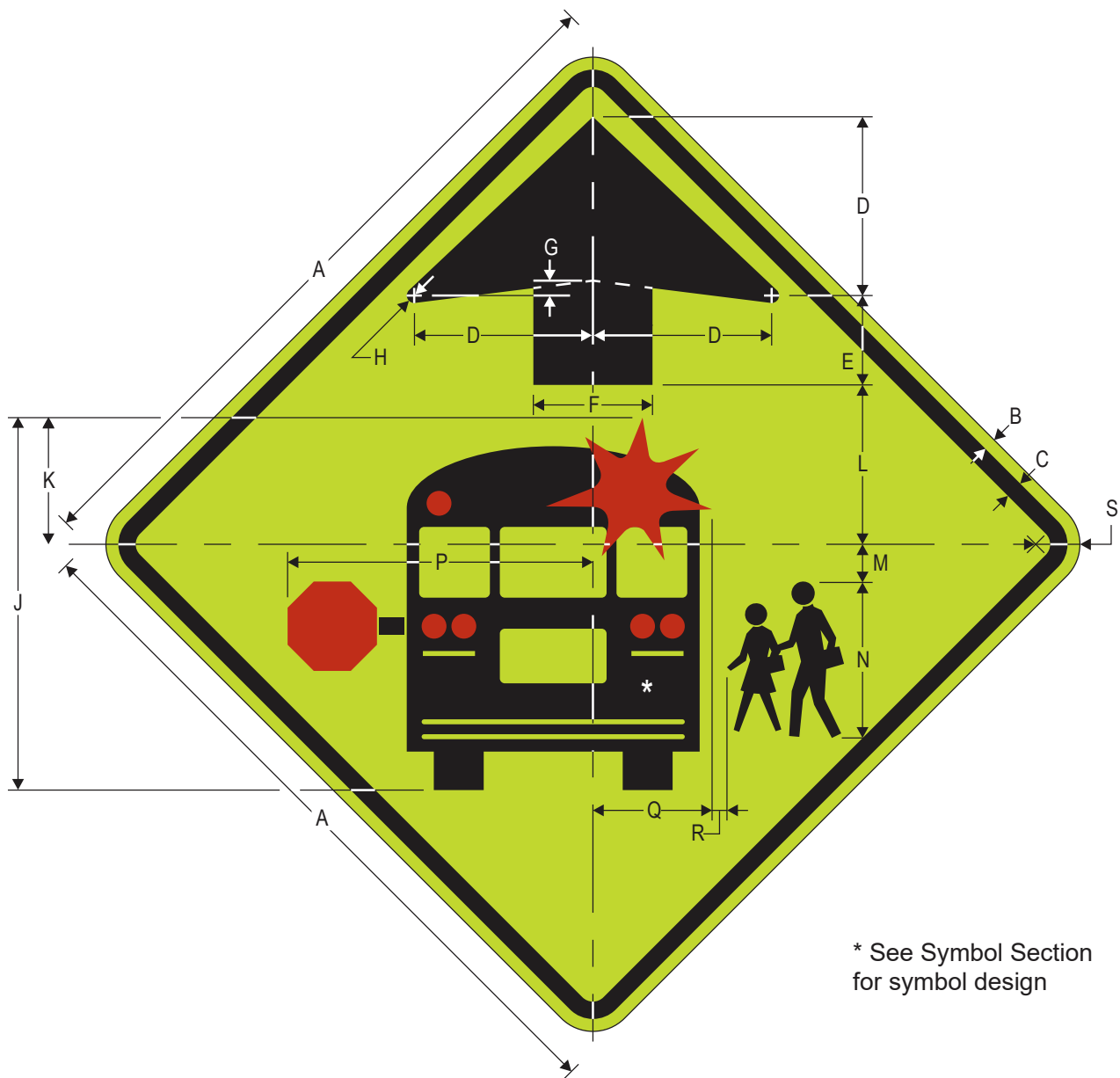


S1-1
School Crossing (Symbol)

* See Symbol section
for symbol design

A	B	C	D	E	F	G	H
30	.5	.75	2	20	3	3.75	1.875
36	.625	.875	2.5	24	3.5	4.5	2.25
48	.75	1.25	3.25	32	5	6	3

COLORS: LEGEND - BLACK
BACKGROUND - FLUORESCENT YELLOW GREEN



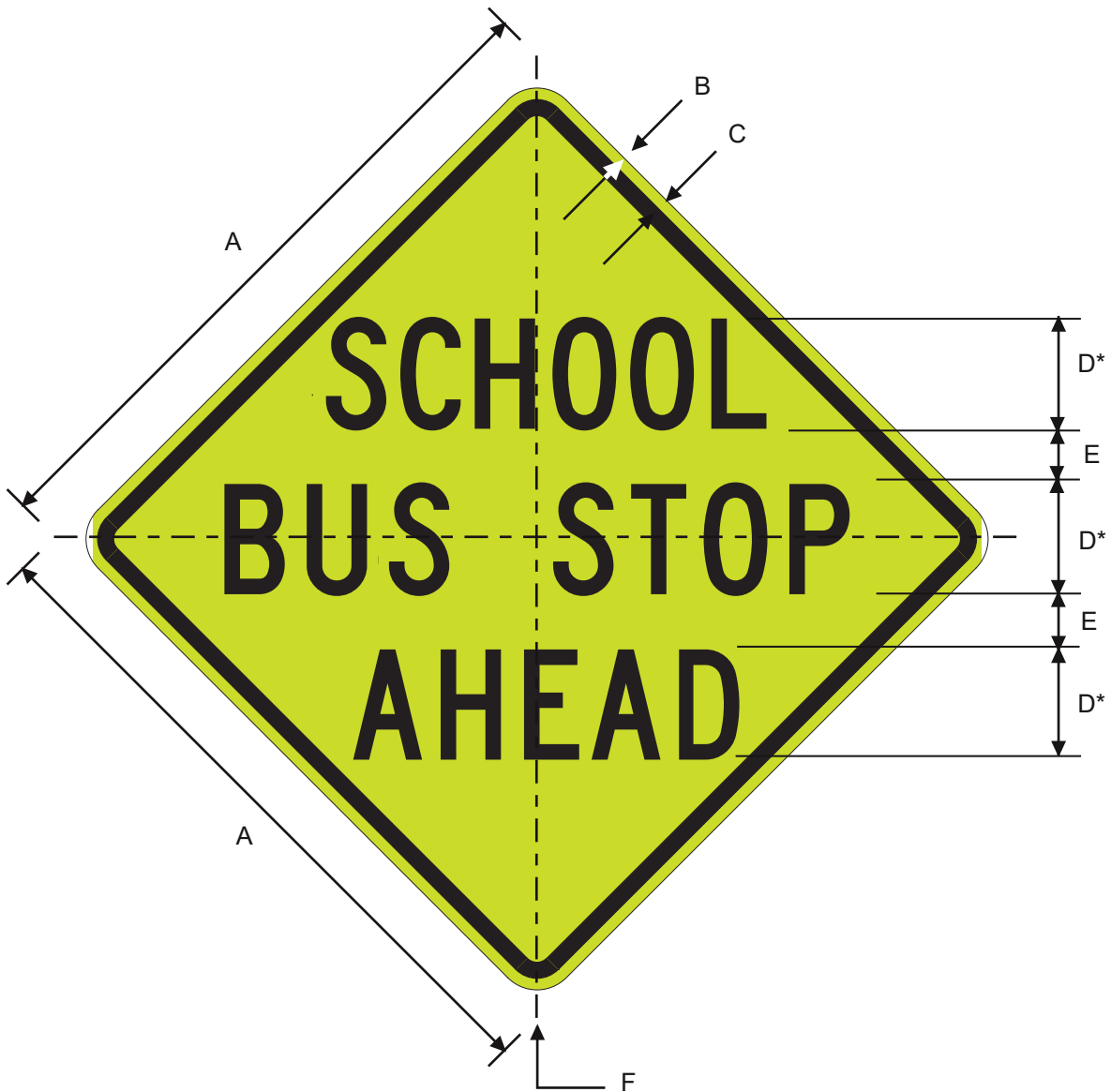
* See Symbol Section for symbol design

S3-1
School Bus Stop Ahead (Symbol)

A	B	C	D	E	F	G	H	J	K	L	M	N	P
30	0.5	0.75	7.5	3.75	5	0.625	0.313	15.625	5.375	6.683	1.5	6.625	12.813
36	0.625	0.875	9	4.5	6	0.75	0.375	18.75	6.375	8.024	1.875	7.875	15.375
48	0.75	1.25	12	6	8	1	0.5	25	8.5	10.689	2.5	10.5	20.5

Q	R	S
5	0.625	1.875
6	0.75	2.25
8	1	3

COLORS: LEGEND - BLACK
 BACKGROUND - FLUORESCENT YELLOW GREEN
 SYMBOL - BLACK & RED



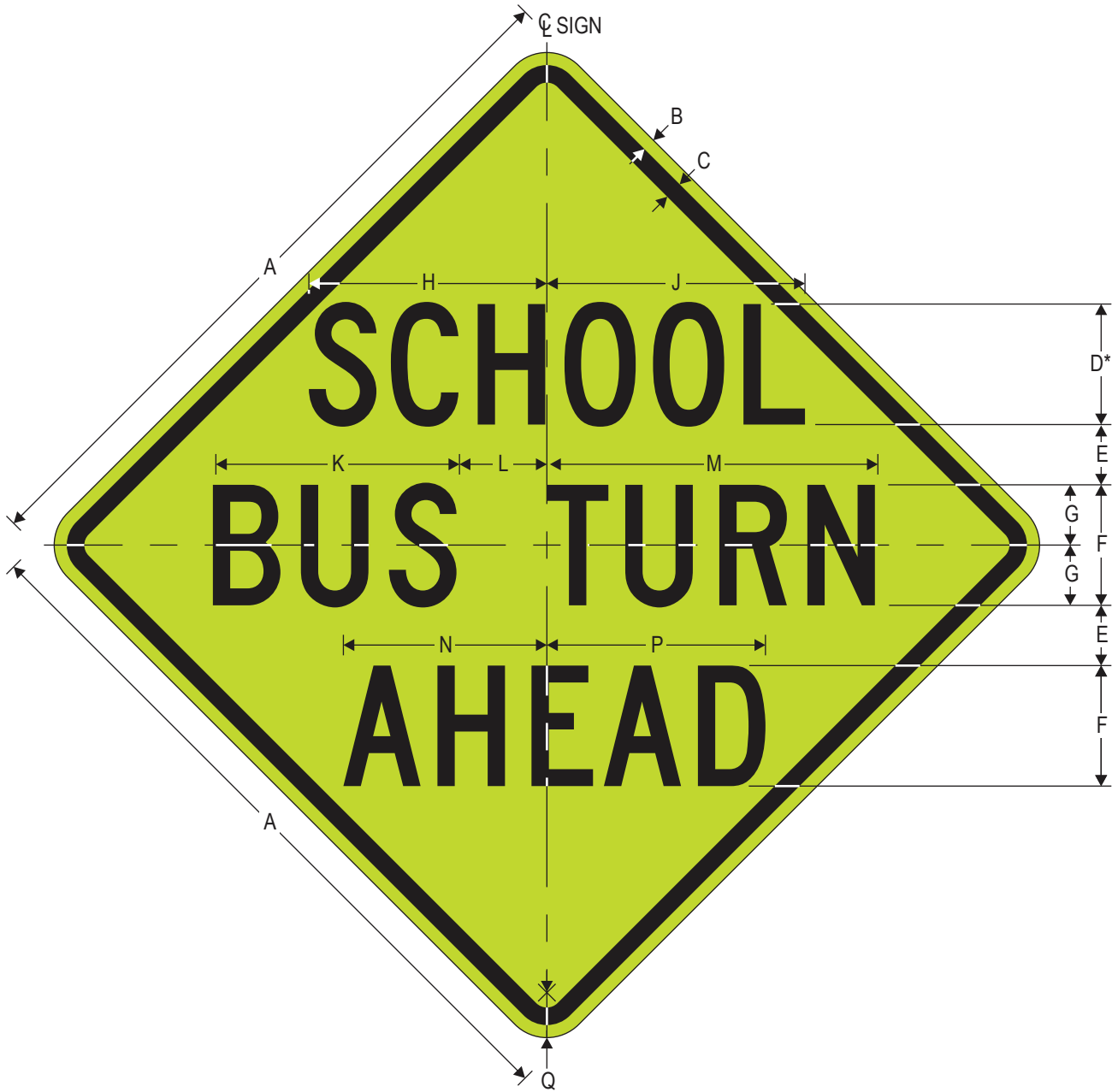
* Reduce spacing to fit

S3-1T
SCHOOL BUS STOP AHEAD

A	B	C	D	E	F
30	.5	.75	5 C	2	1.875
36	.625	.875	6 C	3	2.25
48	.75	1.25	8 C	3.5	3

COLORS: LEGEND - BLACK
BACKGROUND - FLUORESCENT YELLOW GREEN

TEXAS



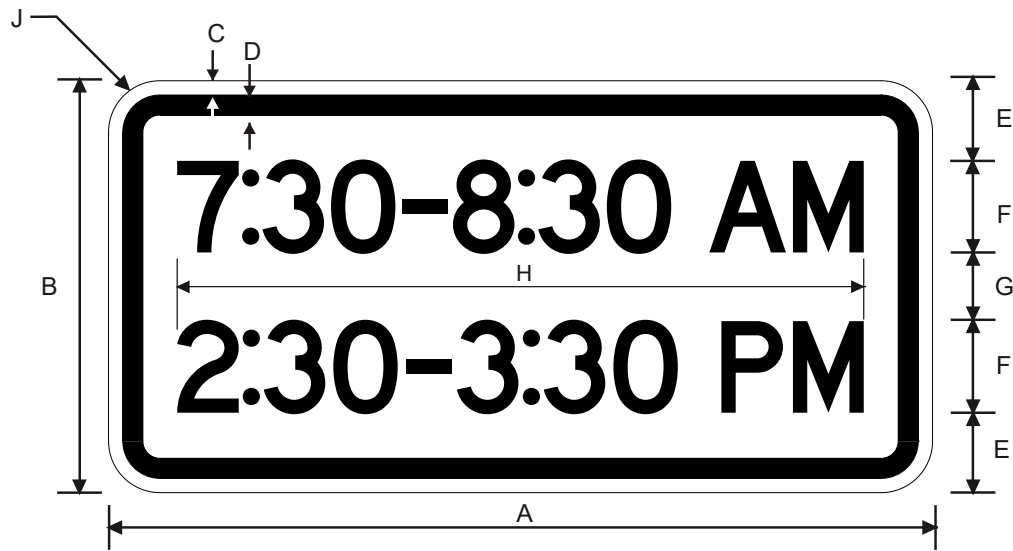
S3-2
SCHOOL BUS TURN AHEAD

A	B	C	D	E	F	G	H	J	K	L	M
30	0.5	0.75	5 C*	2	5 C	2.5	10.039	10.539	10.104	3.75	13.605
36	0.625	0.875	6 C*	3	6 C	3	11.847	12.846	12.125	4.5	16.326
48	0.75	1.25	8 C*	3.5	8 C	4	15.712	17.212	16.166	6	21.768

N	P	Q
8.378	9.128	1.875
10.129	10.879	2.25
13.255	14.755	3

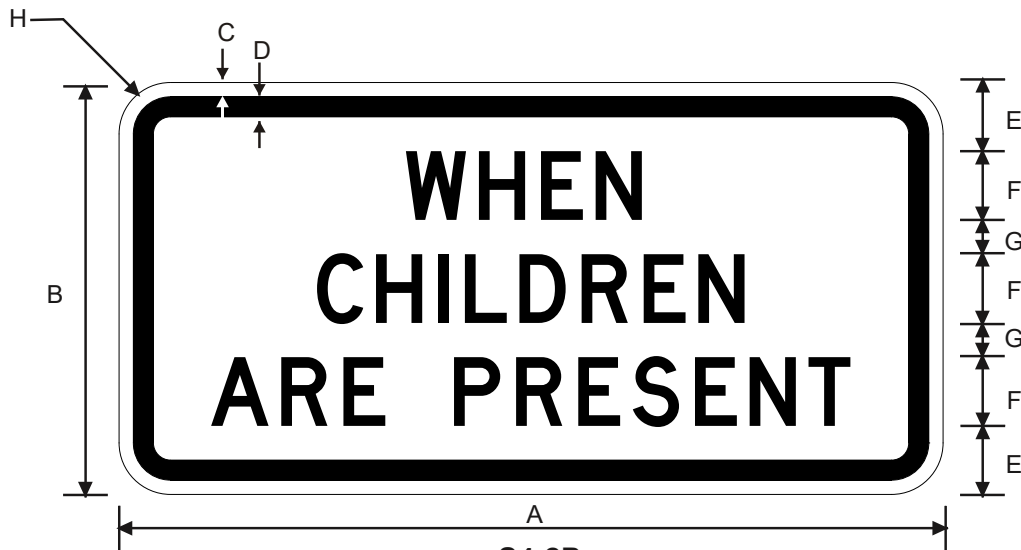
* Reduce character spacing 20%

COLORS: LEGEND - BLACK
BACKGROUND - FLUORESCENT YELLOW GREEN



S4-1P
7:30 - 8:30 AM 2:30 - 3:30 PM (Plaque)

A	B	C	D	E	F	G	H	J
24	10	.375	.625	2	2.5 D	1	20	1.5
36	18	.625	.875	3.5	4 D	3	30	2.25
48	24	.75	1.25	5	5 D	4	40	3




S4-2P
WHEN CHILDREN ARE PRESENT (Plaque)

A	B	C	D	E	F	G	H
24	10	.375	.625	1.5	2 D	.5	1.5
36	18	.625	.875	3	3 D	1.5	2.25
48	24	.75	1.25	4	4 D	2	3

COLORS: LEGEND - BLACK
BACKGROUND - WHITE

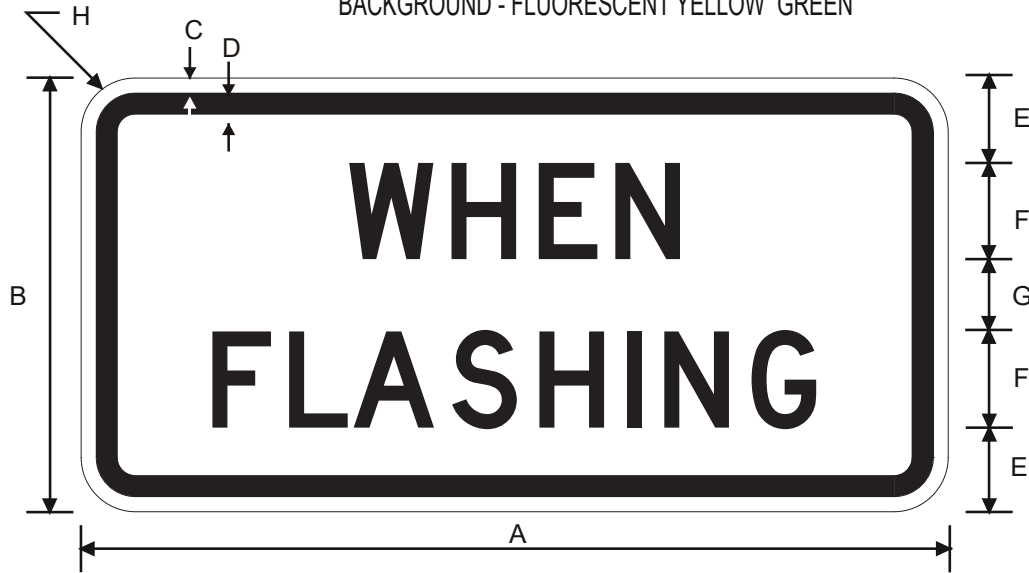
TEXAS



S4-3P
SCHOOL

A	B	C	D	E	F	G
24	8	.375	.625	2	4 D	1.5
36	12	.625	.875	3	6 D	2.25
48	16	.75	1.25	4	8 D	3

COLORS: LEGEND - BLACK
BACKGROUND - FLUORESCENT YELLOW GREEN



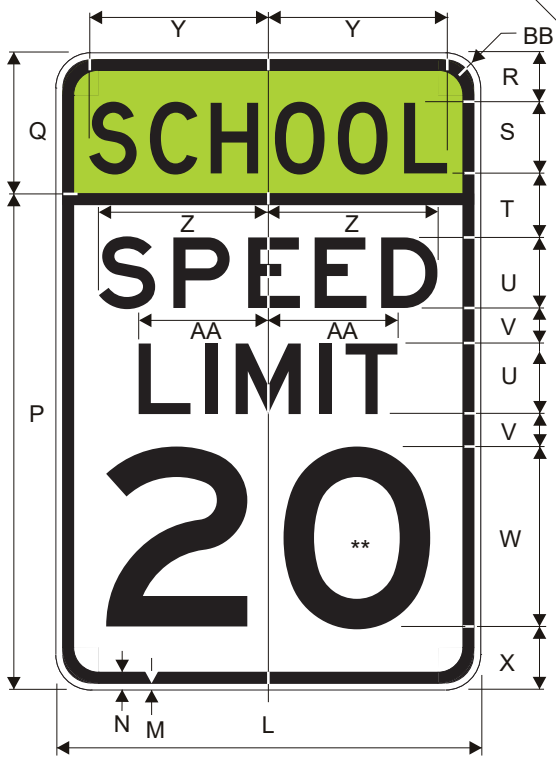
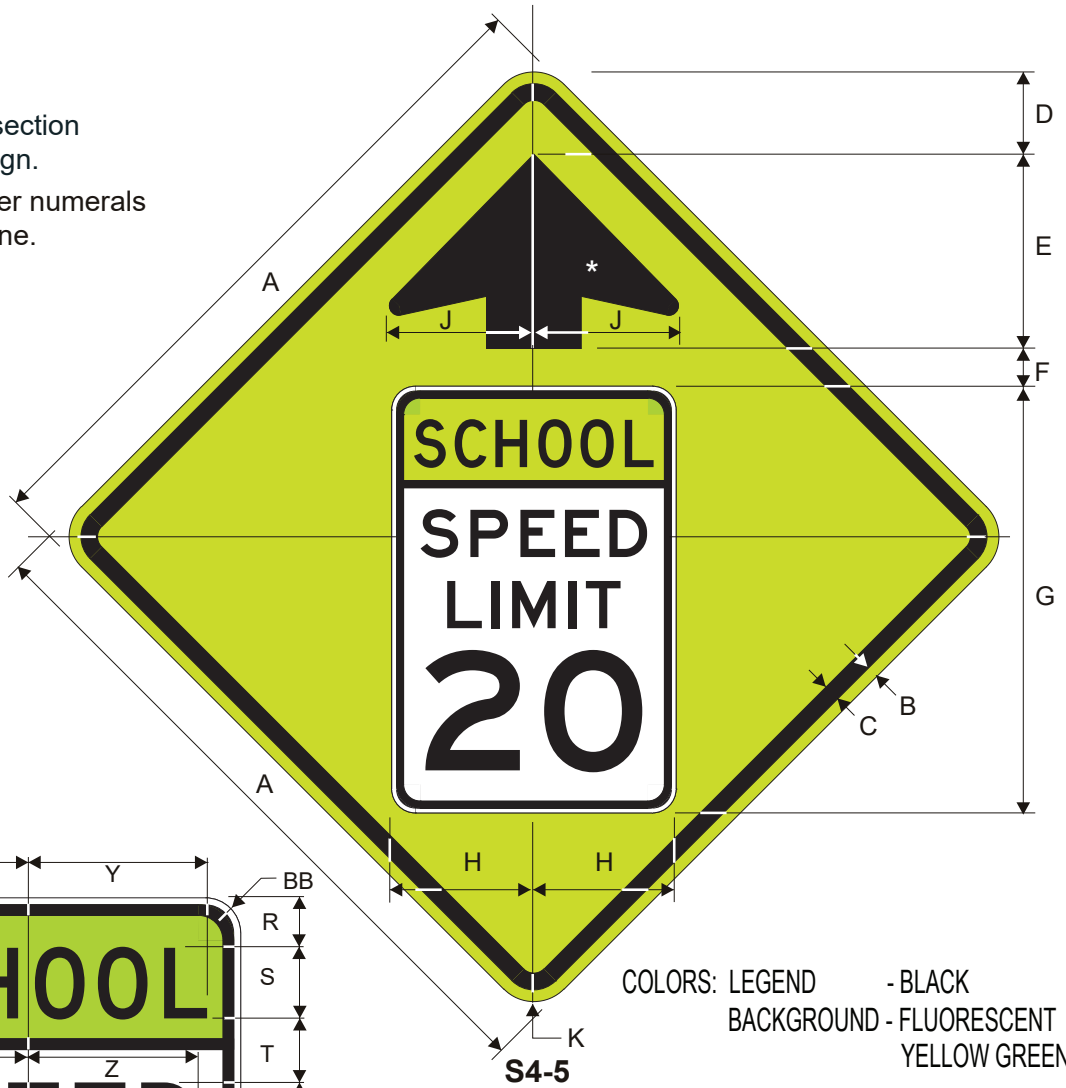
S4-4P
WHEN FLASHING

A	B	C	D	E	F	G	H
24	10	.375	.625	2	2.5 D	1	1.5
36	18	.625	.875	3.5	4 D	3	2.25
48	24	.75	1.25	5	5 D	4	3

COLORS: LEGEND - BLACK
BACKGROUND - WHITE

* See Symbol section for arrow design.

**Optically center numerals about centerline.



COLORS: LEGEND - BLACK
BACKGROUND - FLUORESCENT YELLOW GREEN & WHITE

COLORS: LEGEND - BLACK
BACKGROUND - FLUORESCENT YELLOW GREEN

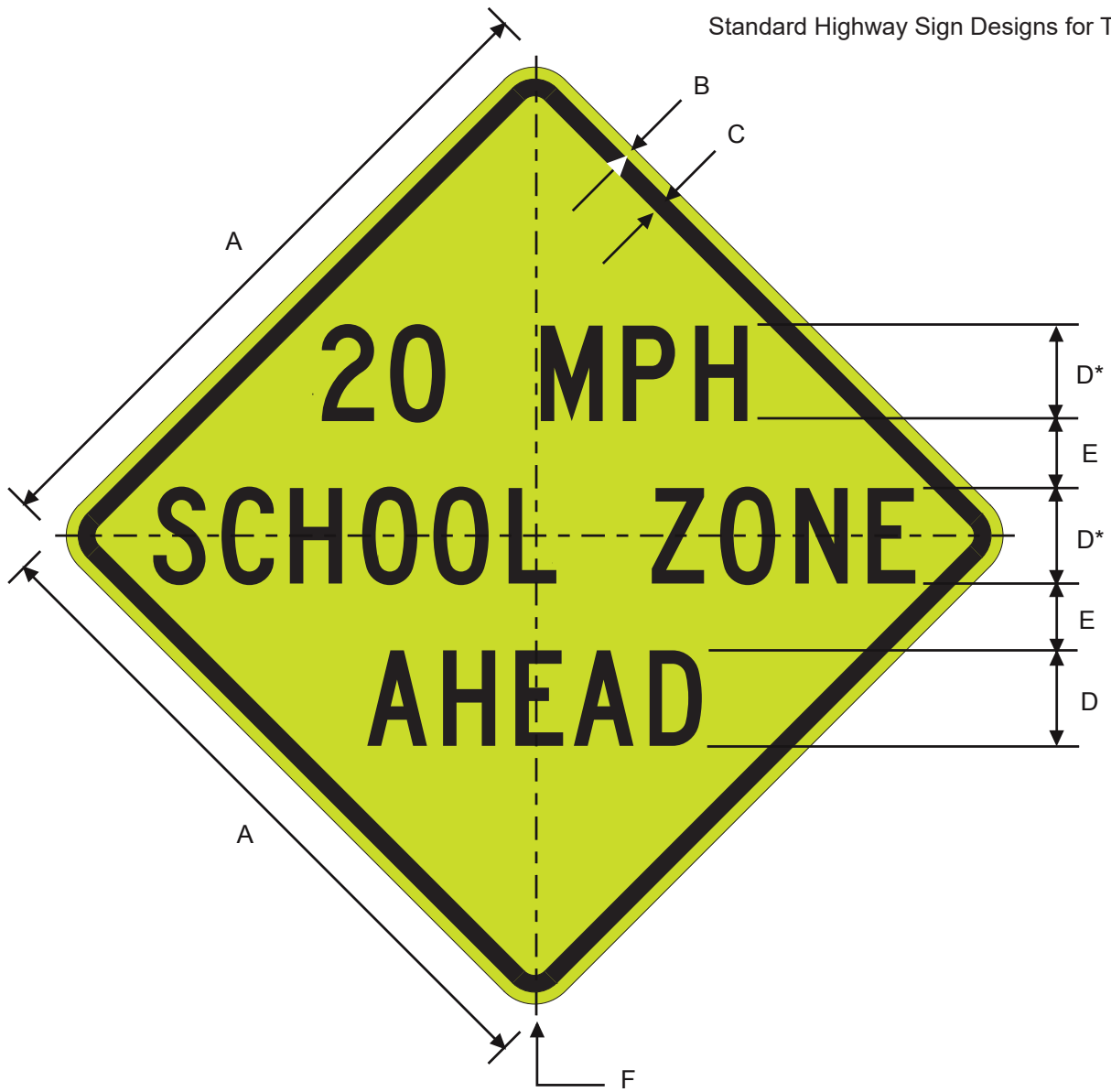
S4-5
Reduced School Speed Limit Ahead

A	B	C	D	E	F	G	H	J
30	.5	.75	3.312	9.75	1	18.5	6.25	7
36	.625	.875	4.336	10.25	2	22.5	7.5	7.625
48	.75	1.25	7	13.5	1.5	30	10	10.125

K	L	M	N	P	Q	R	S	T
1.875	12.5	.25	.255	14.75	3.75	1.25	2D	1.75
2.25	15	.25	.375	17.75	4.75	1.75	2.5D	2.25
3	20	.3	.5	23.3	6.7	2.3	3.3D	3.1

U	V	W	X	Y	Z	AA	BB
2E	1	5.5E	2	5.063	4.787	3.662	1
2.5E	1.25	6.25E	2.25	6.328	5.984	4.578	1.25
3.3E	1.625	8.3E	3.15	8.353	7.899	6.043	1.6

TEXAS



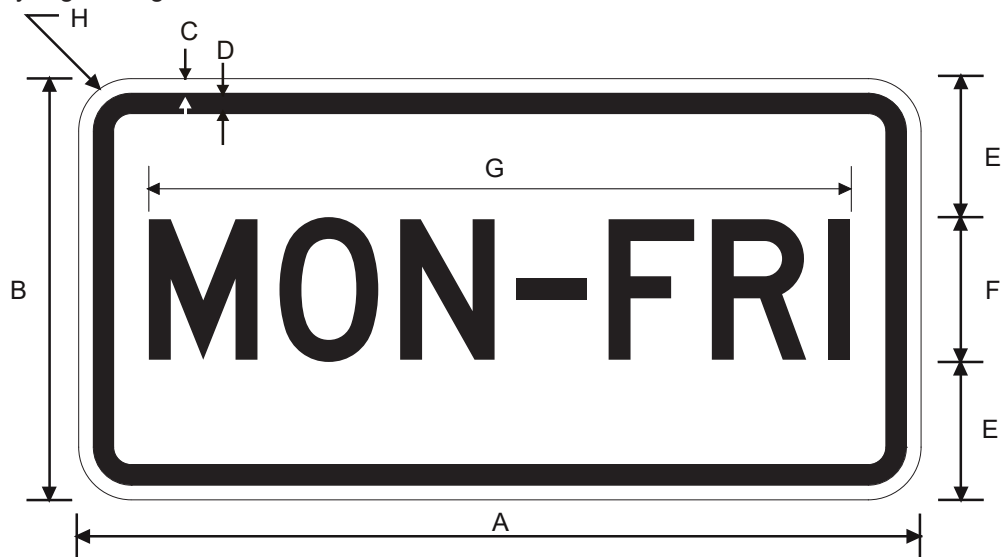
S4-5a

* Reduce spacing to fit

A	B	C	D	E	F
30	.5	.75	4 C	3.5	1.875
36	.625	.875	5 C	3.5	2.25
48	.75	1.25	7 C	5	3

COLORS: LEGEND - BLACK
 BACKGROUND - FLUORESCENT YELLOW GREEN

TEXAS



S4-6P
MON-FRI (Plaque)

A	B	C	D	E	F	G	H
24	10	.375	.625	3	4 D	20	1.5
36	18	.625	.875	6	6 D	30	2.25
48	24	.75	1.25	8	8 D	40	3

COLORS: LEGEND - BLACK
BACKGROUND - WHITE



S4-7P
ALL YEAR

* Reduce spacing by 20%

A	B	C	D	E	F	G	H
24	12	.375	.625	4	4 C	2	1.5
30	18	.375	.625	6.5	5 C	2.5	1.5

COLORS: LEGEND - BLACK
BACKGROUND - FLUORESCENT YELLOW GREEN

TEXAS




S5-1

SCHOOL SPEED LIMIT WHEN FLASHING

A	B	C	D	E	F	G	H	J	K	L	M
24	48	.375	.625	2.5	4 D	1.5	4	4 E	2	10 E	3
36	72	.625	.875	3.75	6 D	2.25	6	6 E	4	14 E	4
48	96	.75	1.25	5	8 D	3	8	8 E	6	16 E	6

N	P	Q	R	S	T	U	V	W	X	Y
2.5 D	2	10	10.25	9.563	7.438	5.188	5.125	9.188	9.625	1.5
4 D	2	15	15.375	14.375	11	6.938	6.813	12.25	12.875	2.25
5 D	4	20	20.5	19.125	14.625	10.375	10.25	18.5	19.188	3

TOP COLORS: LEGEND - BLACK
 BACKGROUND - FLUORESCENT YELLOW GREEN
 BOTTOM COLORS: LEGEND - BLACK
 BACKGROUND - WHITE



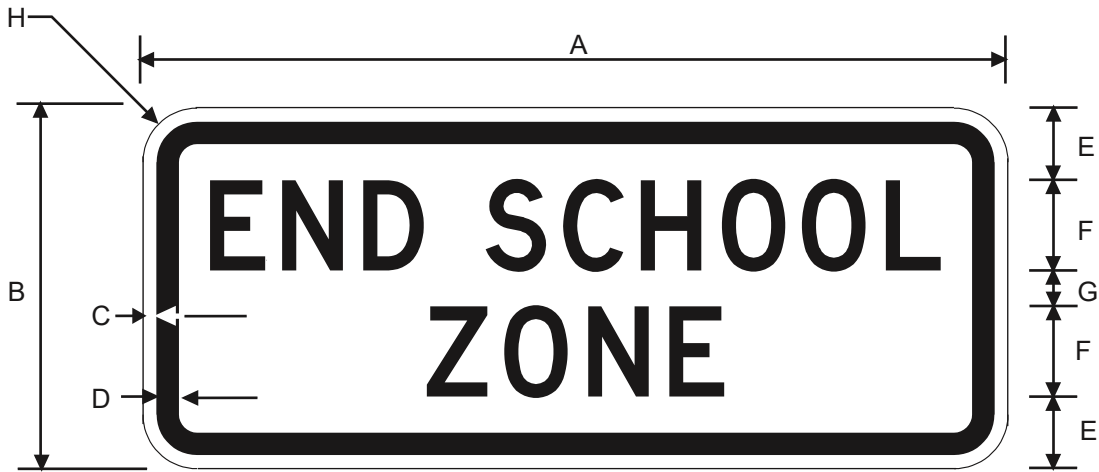
S5-2
END SCHOOL ZONE

* Reduce spacing 50%

A	B	C	D	E	F	G	H
24	30	.375	.625	4	5 C	3.5	1.5
36	48	.625	.875	6.5	8 C	5.5	2.25

COLORS: LEGEND - BLACK
BACKGROUND - WHITE

TEXAS




S5-2aTP
END SCHOOL ZONE (Plaque)

A	B	C	D	E	F	G	H
24	10	.375	.4375	2	2.5 D	1	1.5
30	12	.375	.4375	2	3 D	2	1.5
36	18	.375	.625	3.5	* 4 D	3	1.5

*** Font should be reduced 20%.**

COLORS: LEGEND - BLACK
BACKGROUND - WHITE

TEXAS



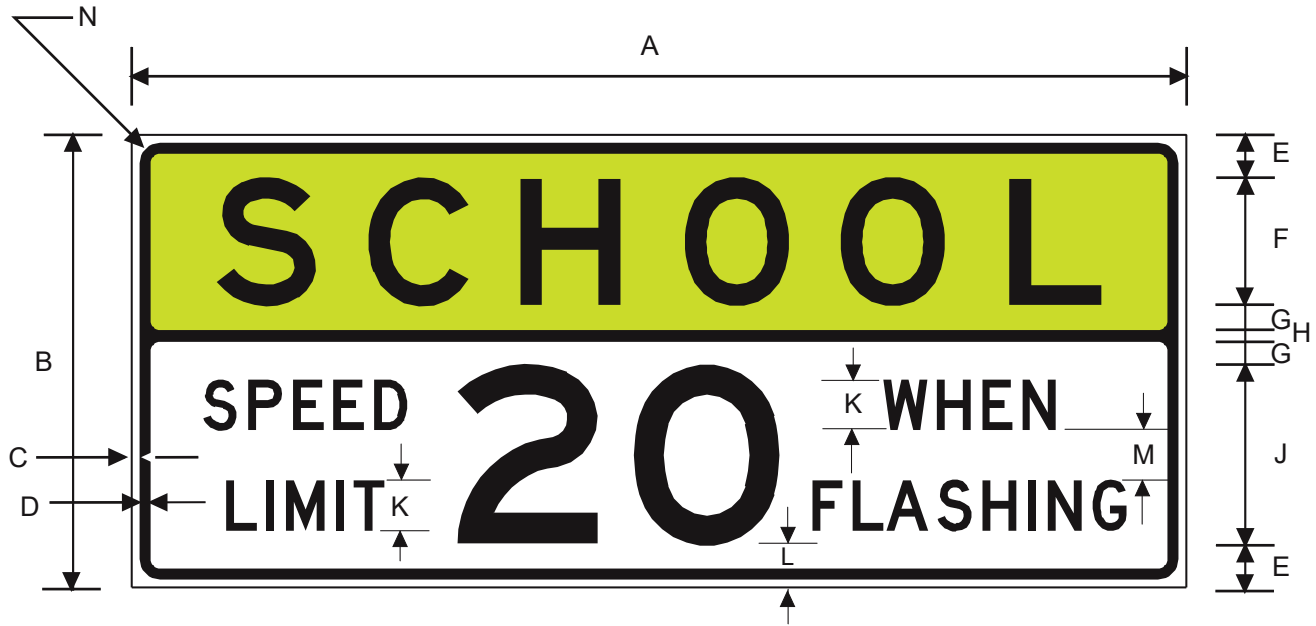
S5-3
END SCHOOL SPEED LIMIT

* Reduce spacing 50%

A	B	C	D	E	F	G	H
24	30	.375	.625	3.25	4 D	2.5	1.5
36	48	.625	.875	6	6 D	4	2.25

COLORS: LEGEND - BLACK
BACKGROUND - WHITE

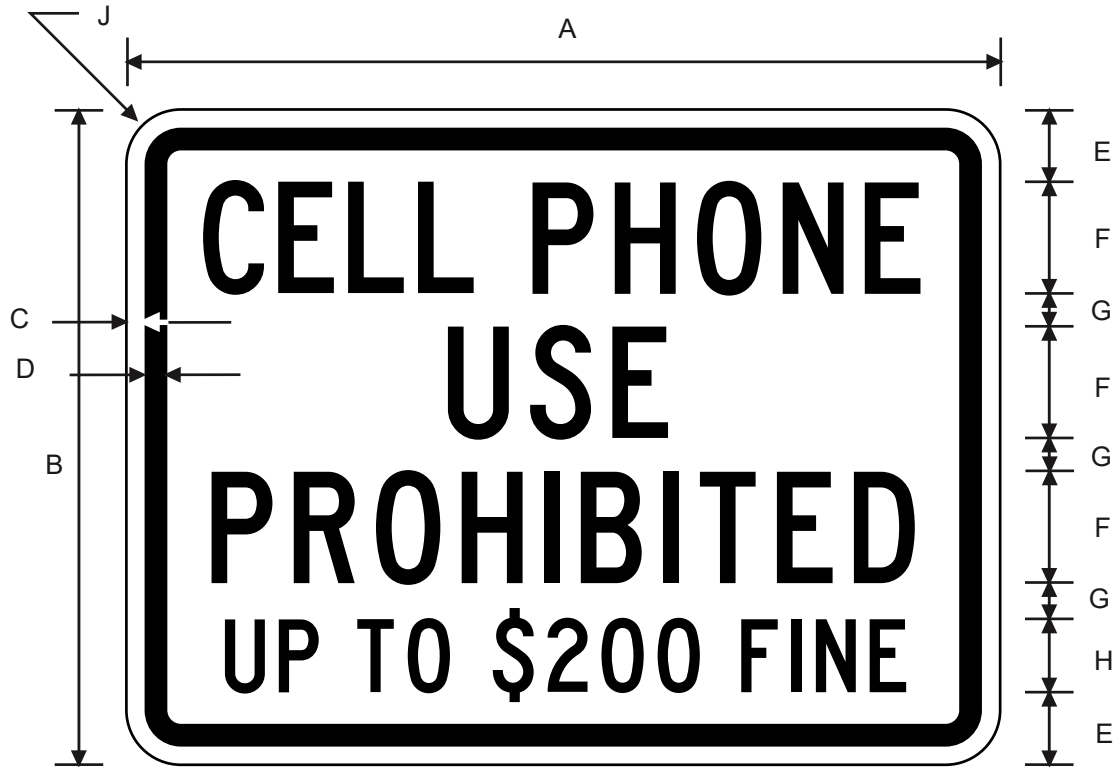
TEXAS



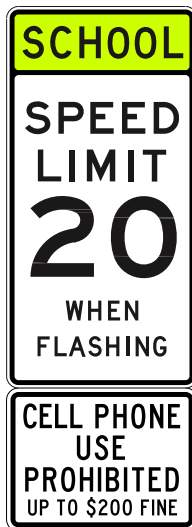
S6-1T
(Overhead)
 SCHOOL SPEED LIMIT WHEN FLASHING

A	B	C	D	E	F	G	H	J	K	L	M	N
84	36	.625	.875	3.5	10E	2	1	14E	4D	3	4	2.25
96	48	.75	1.25	6	12E	3.5	1	16E	4D	5.5	4	3

TOP COLORS: LEGEND - BLACK
 BACKGROUND - FLOURESCENT YELLOW GREEN
 BOTTOM COLORS: LEGEND - BLACK
 BACKGROUND - WHITE



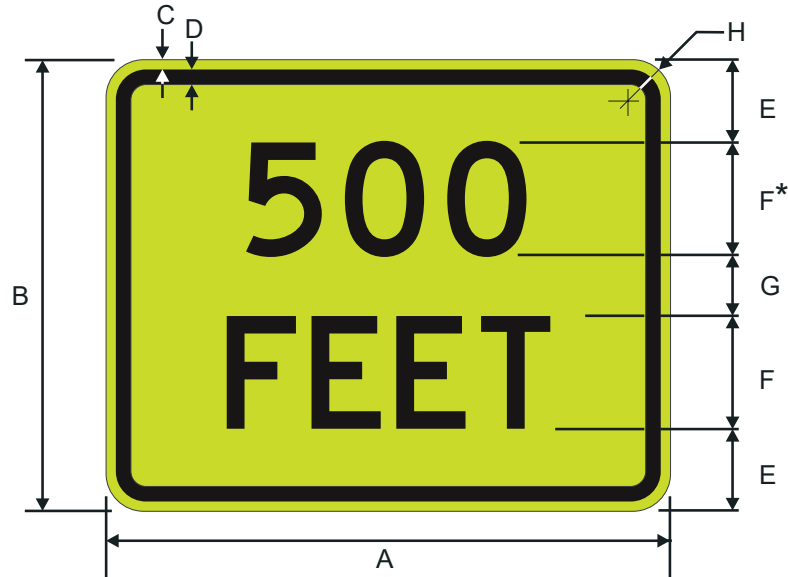
S7-1T
CELL PHONE USE PROHIBITED UP TO \$200 FINE



A	B	C	D	E	F	G	H	J
24	18	.375	.625	2	3C	1	2C	1.5
36	18	.375	.625	2	3C	1	2C	1.5
48	36	.75	1.25	4	5C	3	4C	3

COLORS: LEGEND - BLACK
BACKGROUND - WHITE

TEXAS



SW16-2P
XX FEET (Plaque)

* Distances should be in 500 ft increments:

1000
1500

A	B	C	D	E	F	G	H
24	18	.375	.625	3	5 D	2	1.5
30	24	.375	.625	4.375	6 D	3.25	1.875



SW16-2aP
XX FT (Plaque)

* Distances should be in 500 ft increments:

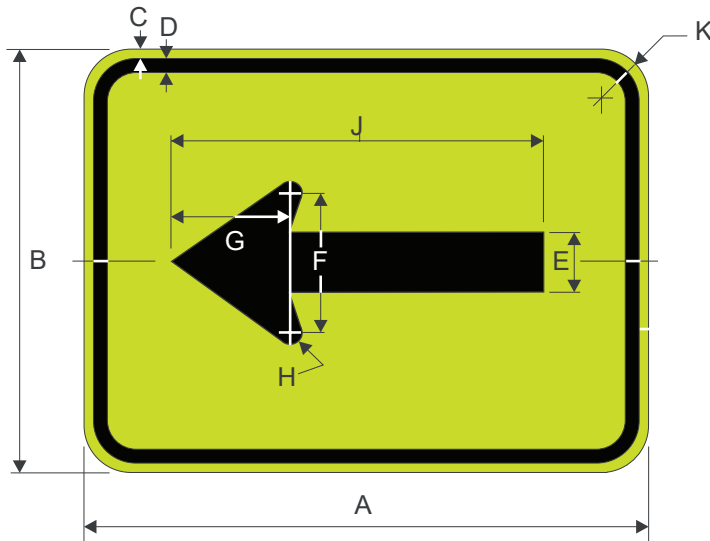
1000 FT
1500 FT

A	B	C	D	E	F	G
24	12	.375	.625	4	4 D	1.5
30	12	.375	.625	3	6 C	1.875

COLORS: LEGEND - BLACK
BACKGROUND - FLUORESCENT YELLOW GREEN

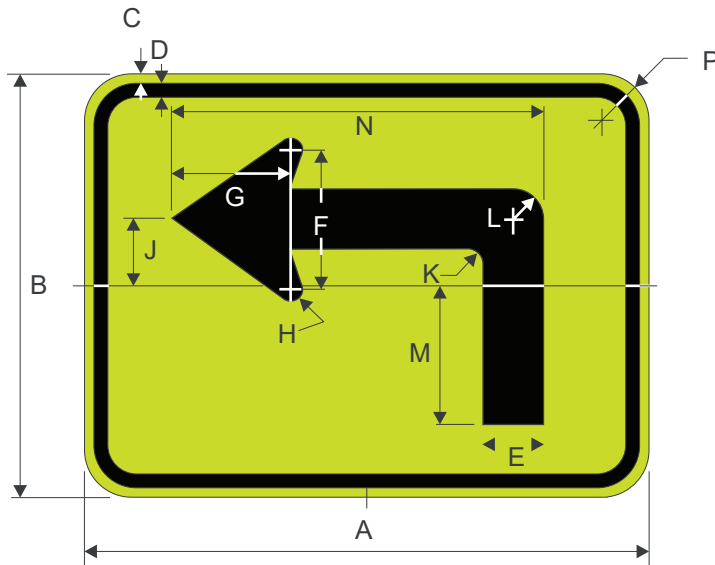
TEXAS

Standard Highway Sign Designs for Texas



SW16-5PL (R)
Arrow(Plaque)

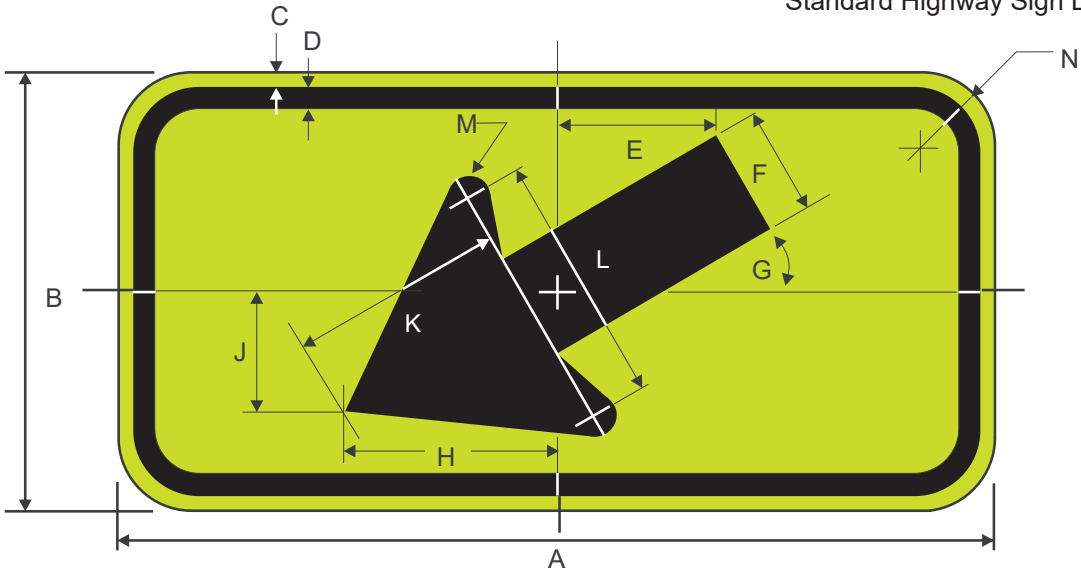
A	B	C	D	E	F	G	H	J	K
24	18	.375	.625	3	6.925	5.884	.6	15.811	1.5
30	24	.375	.625	4	9.25	8.125	.813	19.76	1.5



SW16-6PL (R)
Advance Turn Arrow(Plaque)

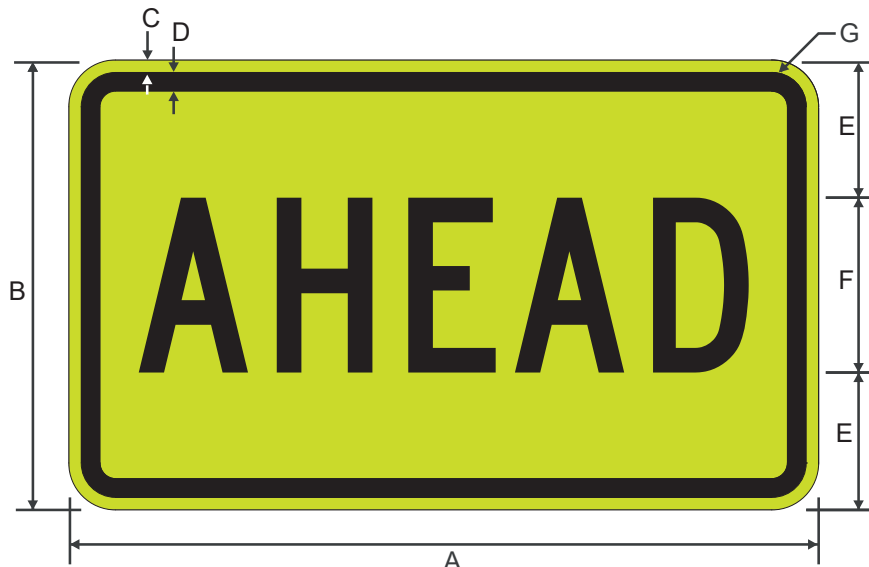
A	B	C	D	E	F	G	H	J	K	L	M	N	P
24	18	.375	.625	3	6.925	5.884	.6	2.875	.75	1	5.924	15.811	1.5
30	24	.375	.625	4	9.25	8.125	.813	3.5	.94	1.25	8.977	19.76	1.5

COLORS: LEGEND - BLACK
BACKGROUND - FLUORESCENT YELLOW GREEN



SW16-7PL (R)
Diagonal Arrow (Plaque)

A	B	C	D	E	F	G	H	J	K	L	M	N
21	15	.375	.438	4.323	3	30°	5.844	3.282	5.884	6.925	.6	1.5
24	12	.375	.625	4.323	3	30°	5.844	3.282	5.884	6.925	.6	1.5
30	18	.5	.75	6.524	4.5	30°	8.766	4.923	8.846	10.407	.92	1.875

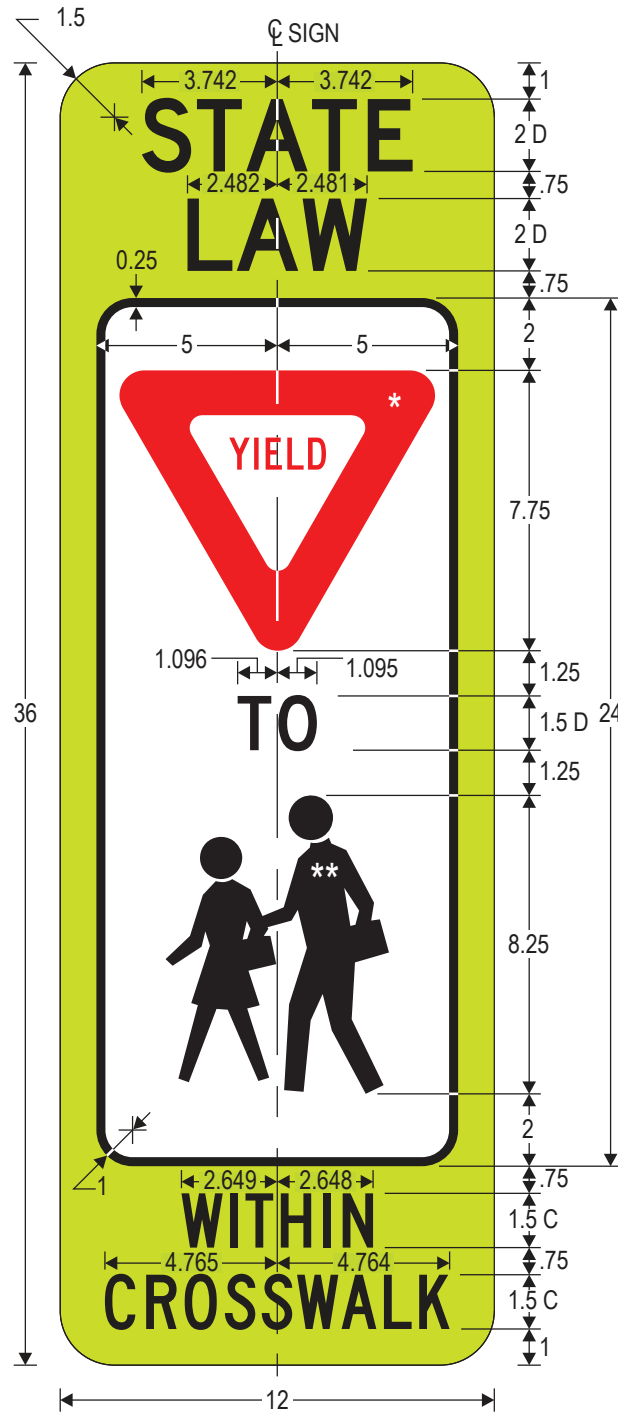


SW16-9P
AHEAD (Plaque)

A	B	C	D	E	F	G
24	12	.375	.625	3.5	5 C	1.5
30	18	.5	.75	5.5	7 C	1.875
36	24	.625	.875	8	8 C	2.25

COLORS: LEGEND - BLACK
BACKGROUND - FLUORESCENT YELLOW GREEN

TEXAS



R1-6b
In-Street Ped Crossing

* See R1-2 for detail.

** See Symbol section for symbol design.

COLORS: LEGEND - BLACK
 YIELD - RED (AS SHOWN)
 BACKGROUND - FLUORESCENT YELLOW GREEN

(This page left intentionally blank)