
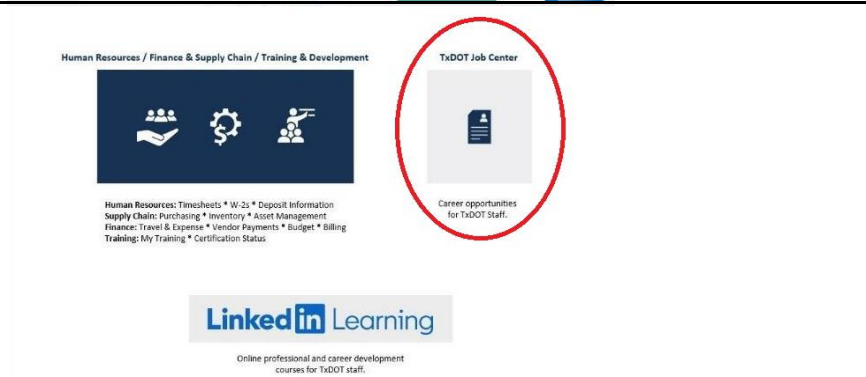
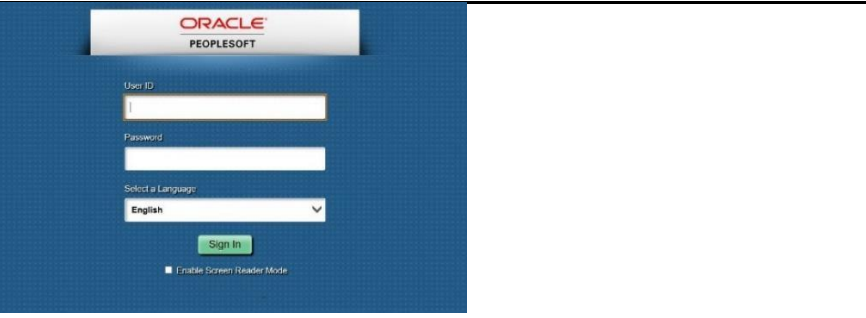
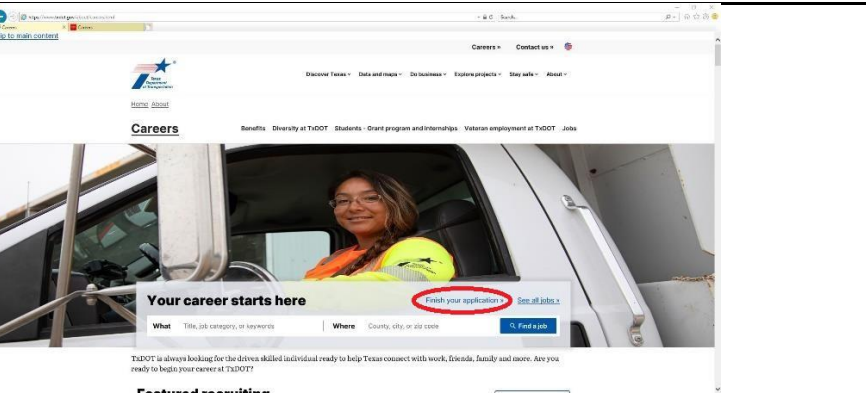
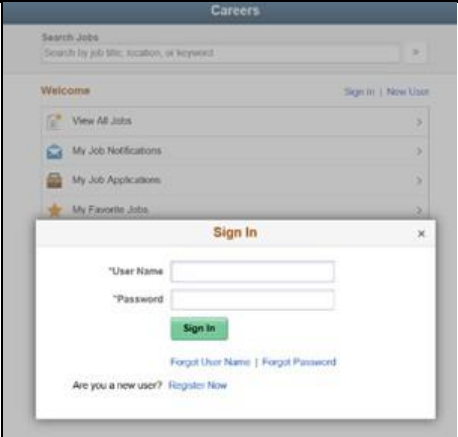

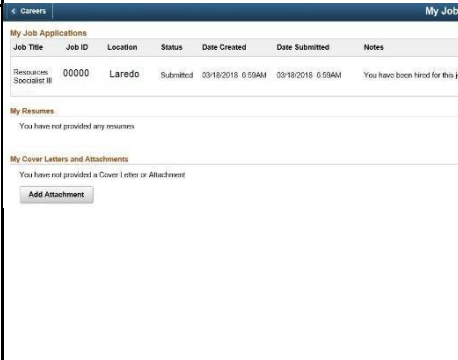
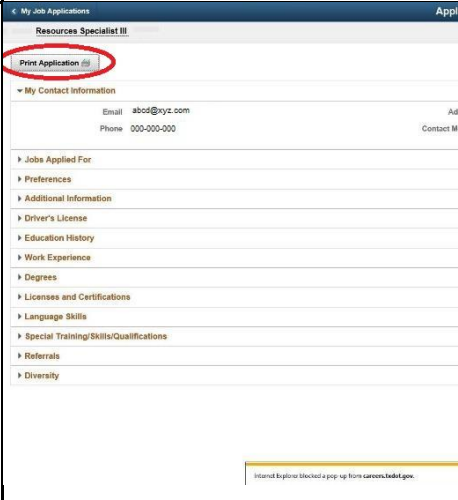
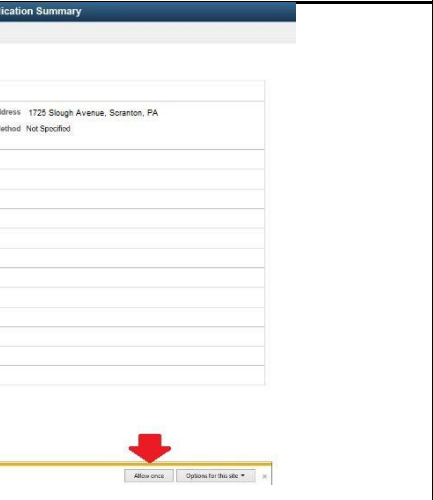
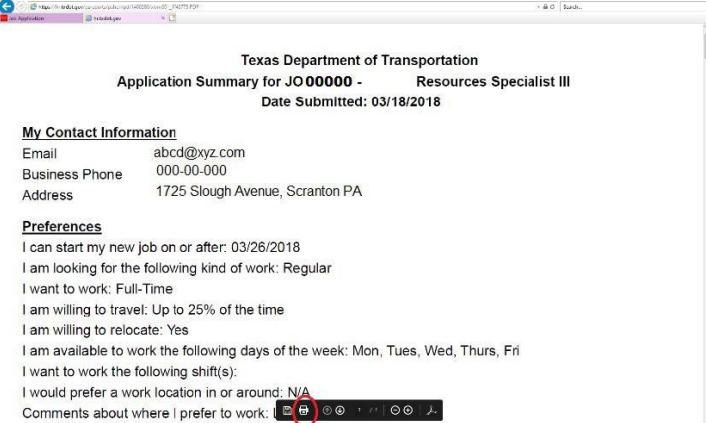
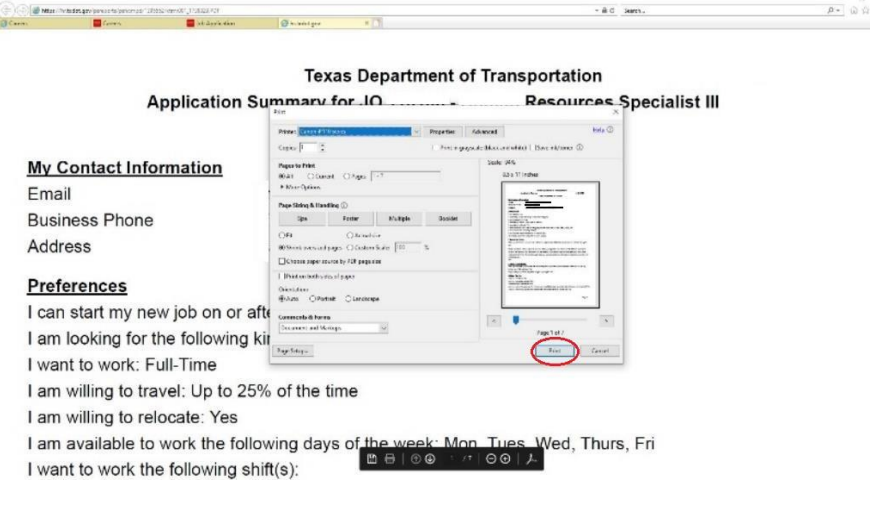


QUICK REFERENCE ON HOW TO PRINT TXDOT JOB APPLICATIONS

TXDOT job applications are accessed through TXDOT Job Center on PeopleSoft for internal applications and through the Careers page on [txdot.gov/careers](https://www.txdot.gov/careers) for external applications. (New hires/Employees who have not applied to any jobs through the internal careers link may find their applications on <https://www.txdot.gov/about/careers.html>. This may only be accessed when disconnected from the TXDOT network).

<p>1</p>	<p>To access PeopleSoft go to http://crossroads/</p> <p>Select Oracle Peoplesoft on the Crossroads Page</p>	
<p>2</p>	<p>On the Oracle Peoplesoft page</p> <p>Select TXDOT Job Center</p>	
<p>3</p>	<p>Use your User ID and Password to login</p> <p>Once logged in proceed to step 6</p>	
<p>4</p>	<p>Alternate Step to access external application</p> <p>To access an application created through the external website visit https://www.txdot.gov/about/careers.html . Select Finish your application</p>	

<p>5</p> <p>Alternate Step to access external application</p> <p>Select Sign in</p> <p>Enter Username and Password you created while applying as an external candidate.</p> <p><i>If you do not remember either, then Select Forgot Username and Forgot Password options</i></p>			
<p>6</p> <p>On the Careers page</p> <p>Select My Job applications to view your applications.</p>			
<p>7</p> <p>Select the arrow on the far right of the desired application to navigate to your application summary</p>			
<p>8</p> <p>On the Application Summary page</p> <p>Select Print Application.</p> <p><i>P.S A blocked pop-up notification may appear at the bottom of the screen. Select Allow once</i></p>			

<p>9</p>	<p>A new tab will open with your application. Move your cursor to the bottom of the page to reveal the print function. Then select the Printer Icon</p>	
<p>10</p>	<p>The print dialogue box will pop up</p> <p>Select print to print the application</p>	

NOTE** It is recommended that you clear your browser cache if you run into any issues accessing or downloading you application.